



US00D938173S

(12) **United States Design Patent** (10) **Patent No.:** **US D938,173 S**
Huggins (45) **Date of Patent:** **** Dec. 14, 2021**

(54) **FOOTSTOOL**

FOREIGN PATENT DOCUMENTS

(71) Applicant: **Nicki Huggins Studio, Inc.**, Topanga, CA (US)

CA 132684 * 10/2009

(72) Inventor: **Nicki Huggins**, Topanga, CA (US)

OTHER PUBLICATIONS

(73) Assignee: **Nicki Huggins Studio, Inc.**, Topanga, CA (US)

S 35 NH Thonet All Seasons cushion [online], [site visited Sep. 2021]. Available from internet, URL: <https://www.archiproducts.com/en/products/thonet/fabric-footstool-s-35-nh-thonet-all-seasons-cushion_231458> (Year: 2021).*

(**) Term: **15 Years**

* cited by examiner

(21) Appl. No.: **29/800,025**

Primary Examiner — Cynthia Ramirez

(22) Filed: **Jul. 19, 2021**

Assistant Examiner — Xavier Marti-Santos

(51) **LOC (13) Cl.** **06-01**

(74) *Attorney, Agent, or Firm* — Berg Hill Greenleaf Ruscitti LLP

(52) **U.S. Cl.**

USPC **D6/349**

(58) **Field of Classification Search**

USPC D6/334–338, 349–353, 355, 364, D6/691–691.6

CPC .. A47C 9/00; A47C 9/02; A47C 9/025; A47C 9/10; A47C 9/105; A47C 12/00; A47C 13/00; A47C 16/00; A47C 16/02; A47C 17/028

See application file for complete search history.

(57) **CLAIM**

I claim the ornamental design for a footstool, as shown and described.

DESCRIPTION

(56) **References Cited**


U.S. PATENT DOCUMENTS

D273,351 S *	4/1984	Crockett	D6/349
D284,717 S *	7/1986	Murry	D6/349
D291,517 S *	8/1987	Strousse	D6/349
D299,388 S *	1/1989	Frinier	D6/349
D305,965 S *	2/1990	Mulhauser	D6/349
D317,532 S *	6/1991	Meadows	D6/355
D379,682 S *	6/1997	Rafaat	D21/797
D571,564 S *	6/2008	Schmidt	D6/335
D669,695 S *	10/2012	McCurry	D6/349
D670,926 S *	11/2012	Ukmar	D6/349
D699,456 S *	2/2014	Bosman	D6/349
8,684,467 B1 *	4/2014	Lee	A47C 9/00 297/462
D705,556 S *	5/2014	Udagawa	D6/349

FIG. 1: is a perspective view of a footstool showing my new design;
FIG. 2: is a front view thereof;
FIG. 3: is a back view thereof;
FIG. 4: is a right side view thereof;
FIG. 5: is a left side view thereof;
FIG. 6: is a top view thereof;
FIG. 7: is a bottom view thereof;
FIG. 8: is an exploded perspective view of the frame portion of the footstool without the cushion; and,
FIG. 9: is a perspective view of the cushion portion of the footstool.

The broken lines in the figures are for the purpose of illustrating portions of the footstool, which form no part of the claimed design. The footstool has been shown with the frame and cushion separately in FIGS. 8 and 9 to show aspects of the design that may not be apparent in the other views.

1 Claim, 5 Drawing Sheets






FIG. 1

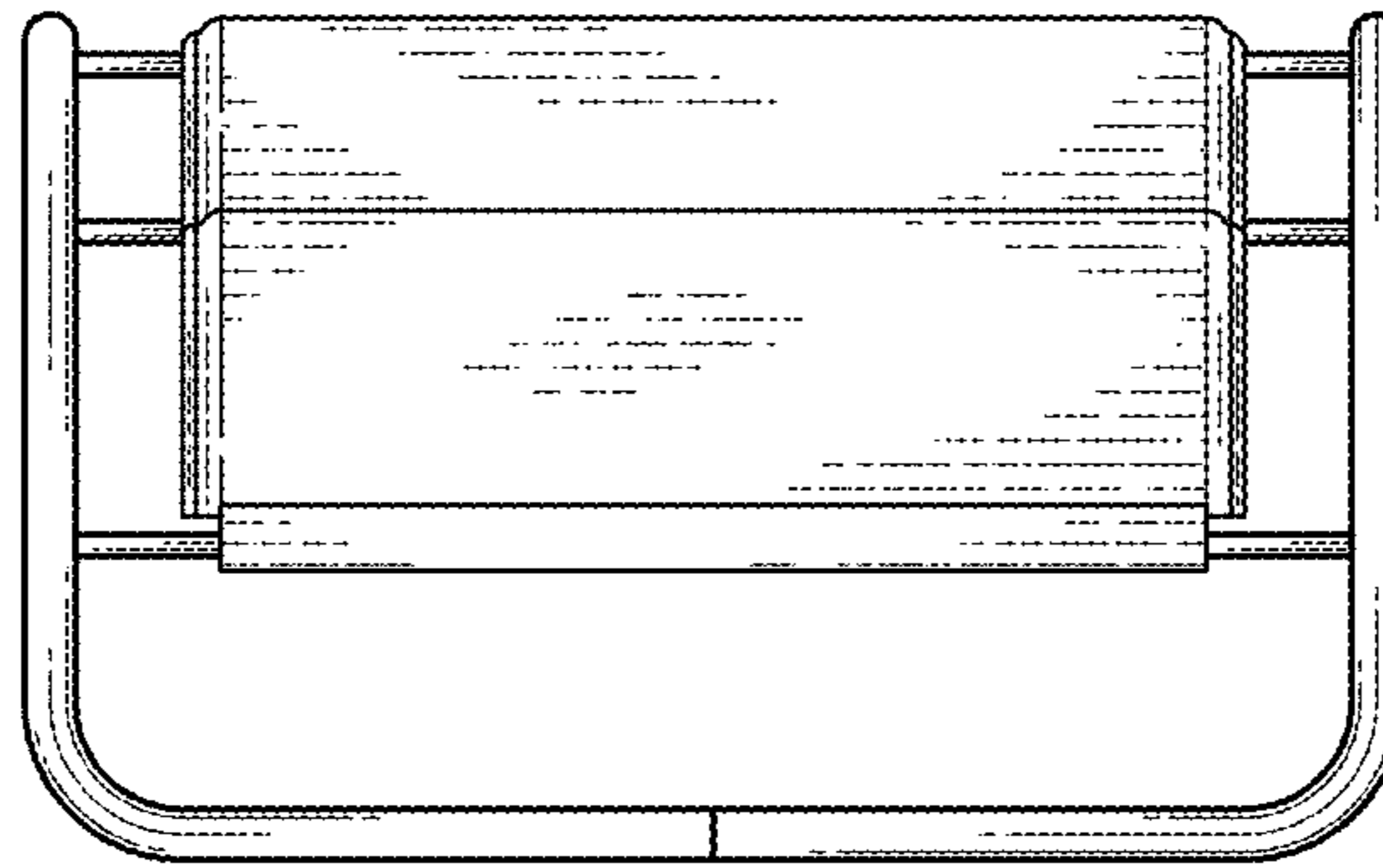


FIG. 2




FIG. 3

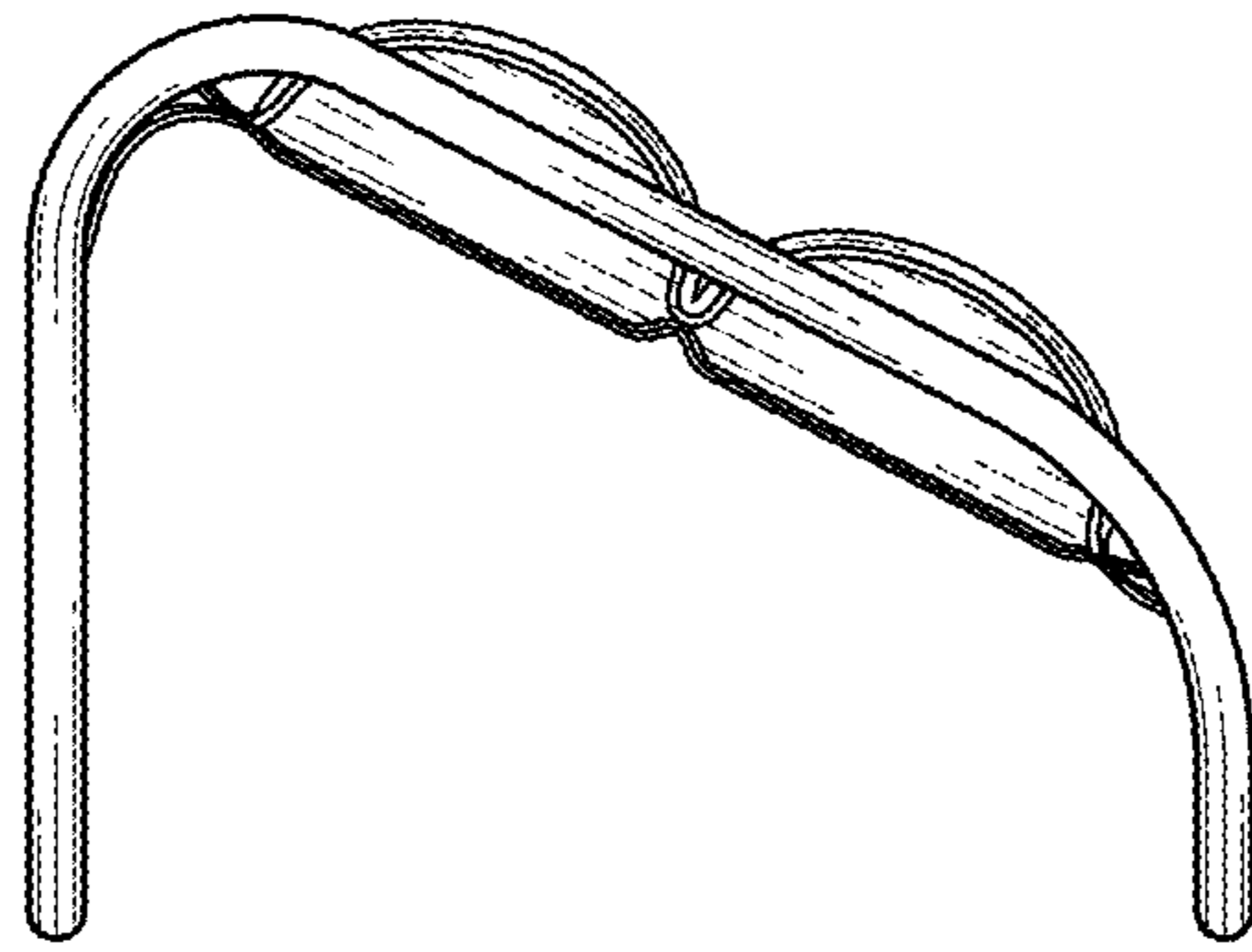


FIG. 4

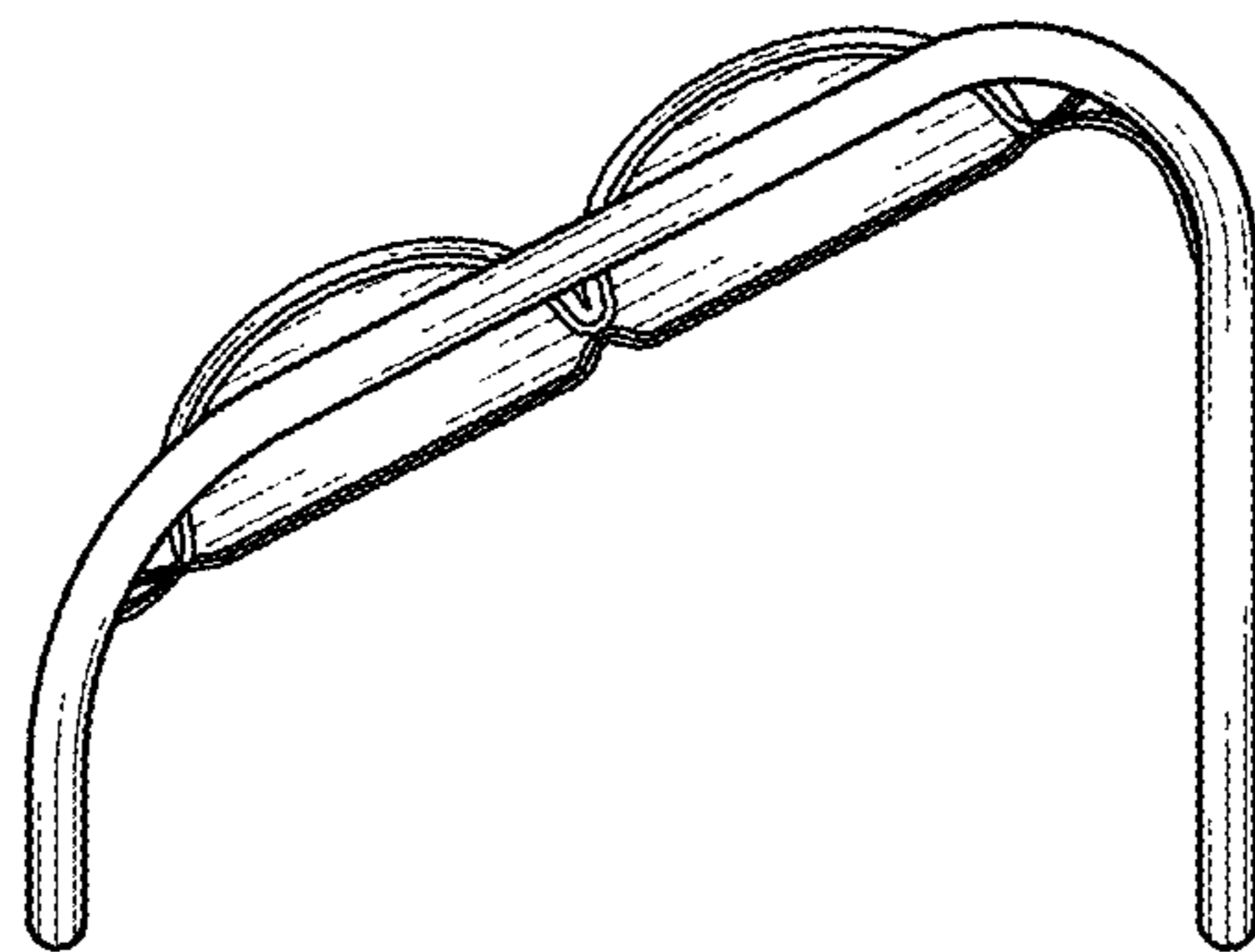


FIG. 5

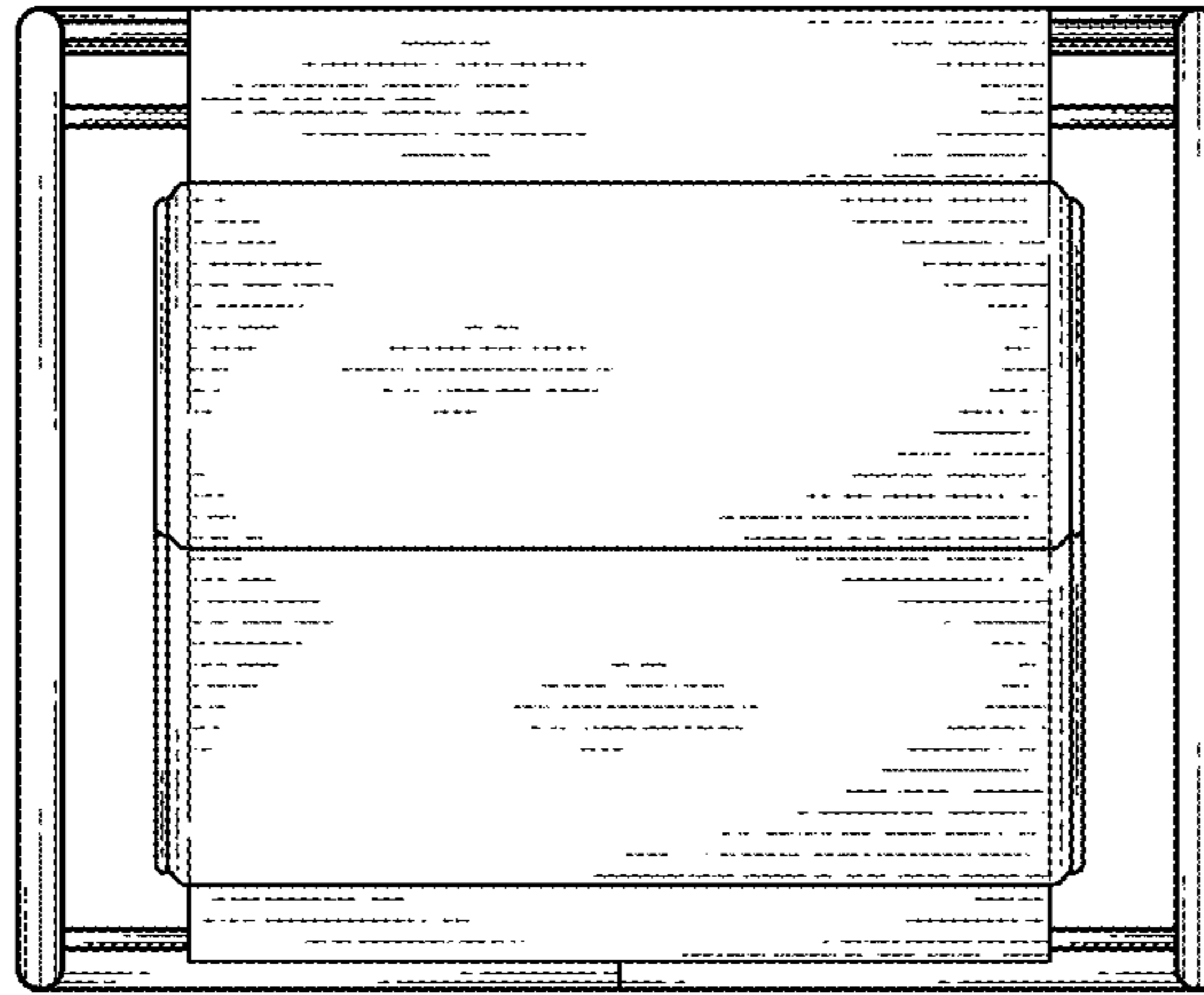


FIG. 6

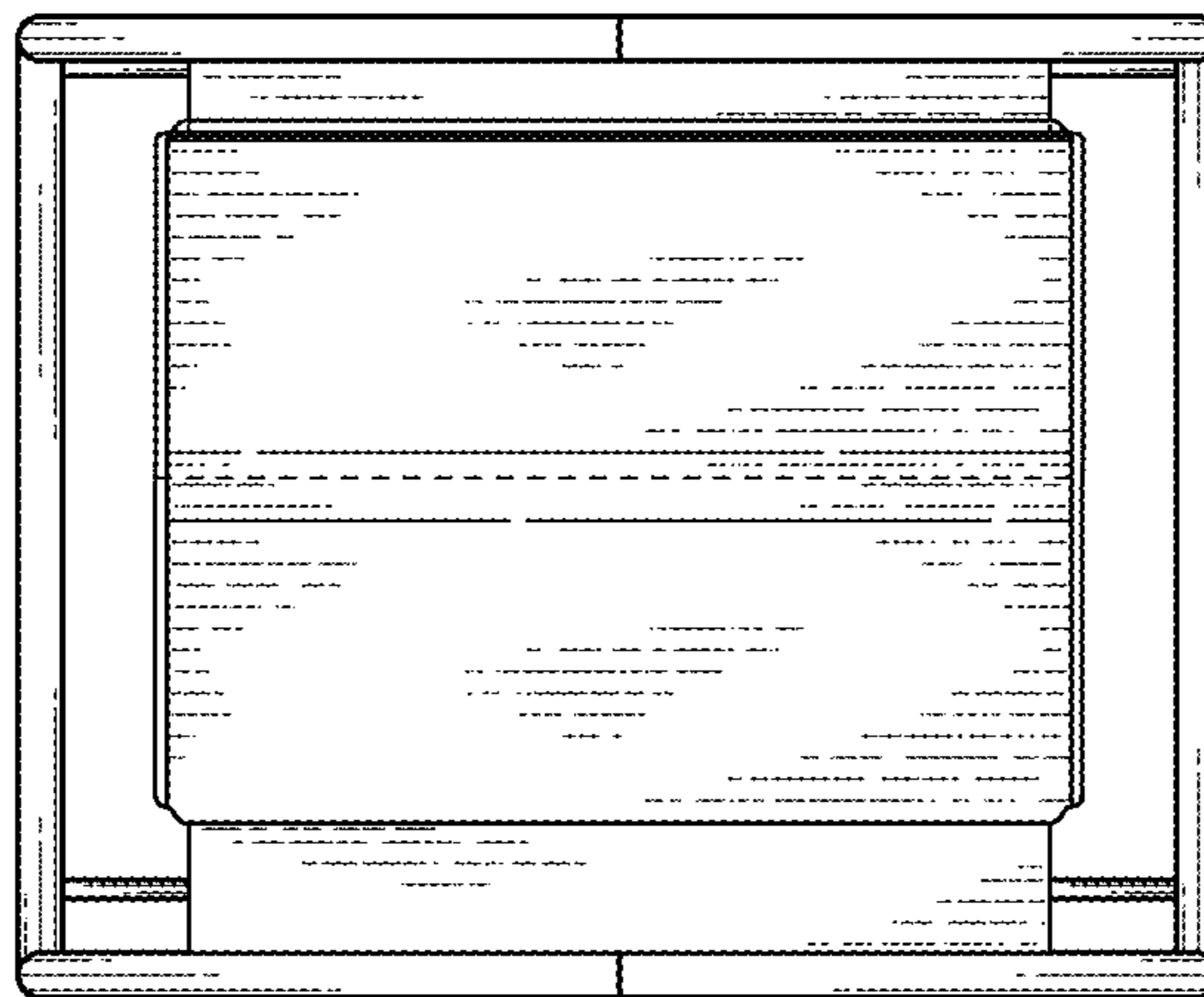


FIG. 7

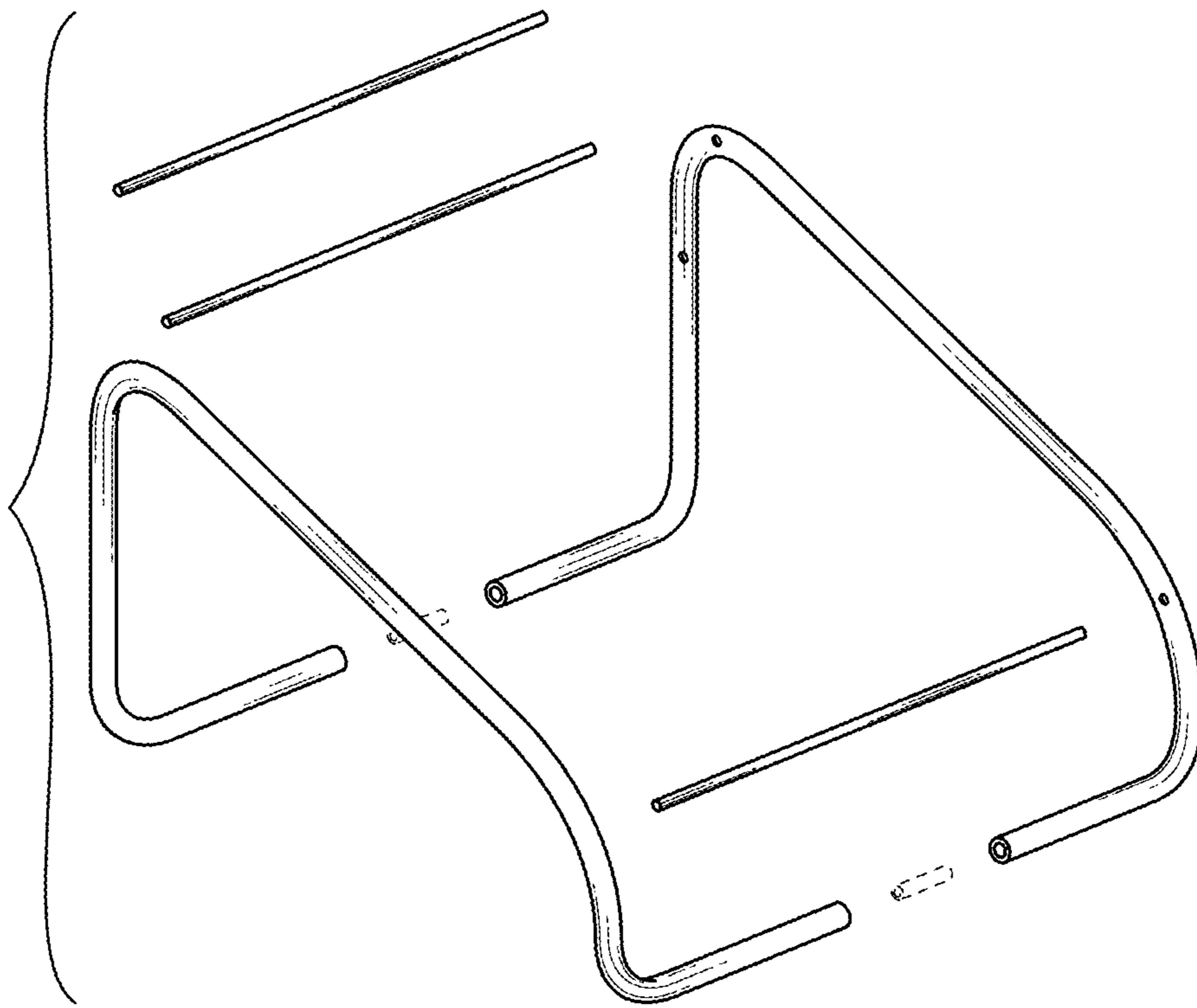


FIG. 8




FIG. 9