



US00D938151S

(12) **United States Design Patent** (10) **Patent No.:** **US D938,151 S**
Vella (45) **Date of Patent:** **** *Dec. 14, 2021**

- (54) **SHOE SOLE**
- (71) Applicant: **Puma SE**, Herzogenaurach (DE)
- (72) Inventor: **Chris Vella**, Boston, MA (US)
- (73) Assignee: **PUMA SE**, Herzogenaurach (DE)
- (*) Notice: This patent is subject to a terminal disclaimer.
- (**) Term: **15 Years**
- (21) Appl. No.: **29/714,947**
- (22) Filed: **Nov. 27, 2019**

- D297,185 S 8/1988 Berzak
- D397,849 S 9/1998 Mitsui
- D412,393 S 8/1999 Aquino
- D447,853 S 9/2001 Merceron
- D473,041 S 4/2003 Finkelberg
- D499,239 S 12/2004 Burg et al.
- D507,863 S 8/2005 McClaskie
- 6,983,557 B2 1/2006 Manz
- D541,021 S 4/2007 McClaskie
- D595,937 S 7/2009 Morris
- D636,157 S 4/2011 Nascimento
- D671,726 S 12/2012 Petrie
- D689,675 S 9/2013 Hardman
- D794,293 S 8/2017 Robusti
- D794,294 S 8/2017 Robusti
- D798,560 S 10/2017 Galway
- D801,650 S 11/2017 Nykreim
- D803,531 S 11/2017 Petrie

(Continued)

Related U.S. Application Data

- (62) Division of application No. 29/634,047, filed on Jan. 18, 2018, now Pat. No. Des. 893,150.
- (51) **LOC (13) Cl.** **02-04**
- (52) **U.S. Cl.**
USPC **D2/954**; D2/947; D2/951; D2/960
- (58) **Field of Classification Search**
USPC D2/902, 906, 908, 916, 918, 925, D2/946-962, 977; 36/3 B, 22 R, 24.5, 36/25 R, 28, 32 R, 34 R, 59 C, 67 A, 103
CPC A43B 13/00; A43B 13/02; A43B 13/023; A43B 13/026; A43B 13/04; A43B 13/08; A43B 13/10; A43B 13/12; A43B 13/14; A43B 13/141; A43B 13/143; A43B 13/16; A43B 13/18; A43B 13/181; A43B 13/187; A43B 13/189; A43B 13/20; A43B 13/22; A43B 13/223; A43B 13/24; A43B 13/28; A43B 13/30; A43B 13/32; A43B 13/34; A43B 13/36
See application file for complete search history.

Primary Examiner — T Chase Nelson
(74) *Attorney, Agent, or Firm* — Leydig, Voit & Mayer, Ltd.

(57) **CLAIM**


The ornamental design for a shoe sole, as shown and described.

DESCRIPTION

FIG. 1 is a top left front perspective view of the shoe sole according to my new design;
FIG. 2 is a front view thereof;
FIG. 3 is a rear view thereof;
FIG. 4 is a right side view thereof;
FIG. 5 is a left side view thereof;
FIG. 6 is a top view thereof; and,
FIG. 7 is a bottom view thereof.
The broken lines in the drawings indicate environmental structure in the form of a shoe upper that forms no part of the claimed design.

- (56) **References Cited**
U.S. PATENT DOCUMENTS
1,988,784 A 1/1935 Carrier
D268,299 S 3/1983 Argyropoulos

1 Claim, 6 Drawing Sheets



(56)

References Cited

U.S. PATENT DOCUMENTS

D810,408	S	2/2018	Hernandez	
D819,312	S	6/2018	Lashmore	
D821,078	S	6/2018	Galway	
D829,420	S	10/2018	McWee	
D829,421	S	10/2018	Pope	
D829,422	S	10/2018	Rathburn	
D829,423	S	10/2018	Robusti	
D834,797	S	12/2018	Rathburn	
D834,798	S	12/2018	Rathburn	
D834,799	S	12/2018	Rathburn	
D835,389	S	12/2018	Durflinger	
D839,565	S	2/2019	Petrie	
D844,952	S	4/2019	Taylor	
D844,954	S	4/2019	Sokol	
D848,126	S	5/2019	Rhu et al.	
D848,714	S	5/2019	Cin et al.	
D854,795	S	7/2019	Hatfield	
D862,053	S	10/2019	De Montgolfier	
10,531,702	B2 *	1/2020	Cin	A43B 5/025
D893,150	S *	8/2020	Vella	D2/954
10,856,608	B2 *	12/2020	Hoffer	A43B 13/186
D911,687	S *	3/2021	Xanthos	A43B 13/141
				D2/954
D917,845	S *	5/2021	Huang	A43B 13/186
				D2/947
D919,251	S *	5/2021	Post	A43B 5/025
				D2/916
2010/0115796	A1	5/2010	Pulli	
2017/0340057	A1	11/2017	Guyan	
2021/0137211	A1 *	5/2021	Kita	A43B 13/141

* cited by examiner




FIG. 1

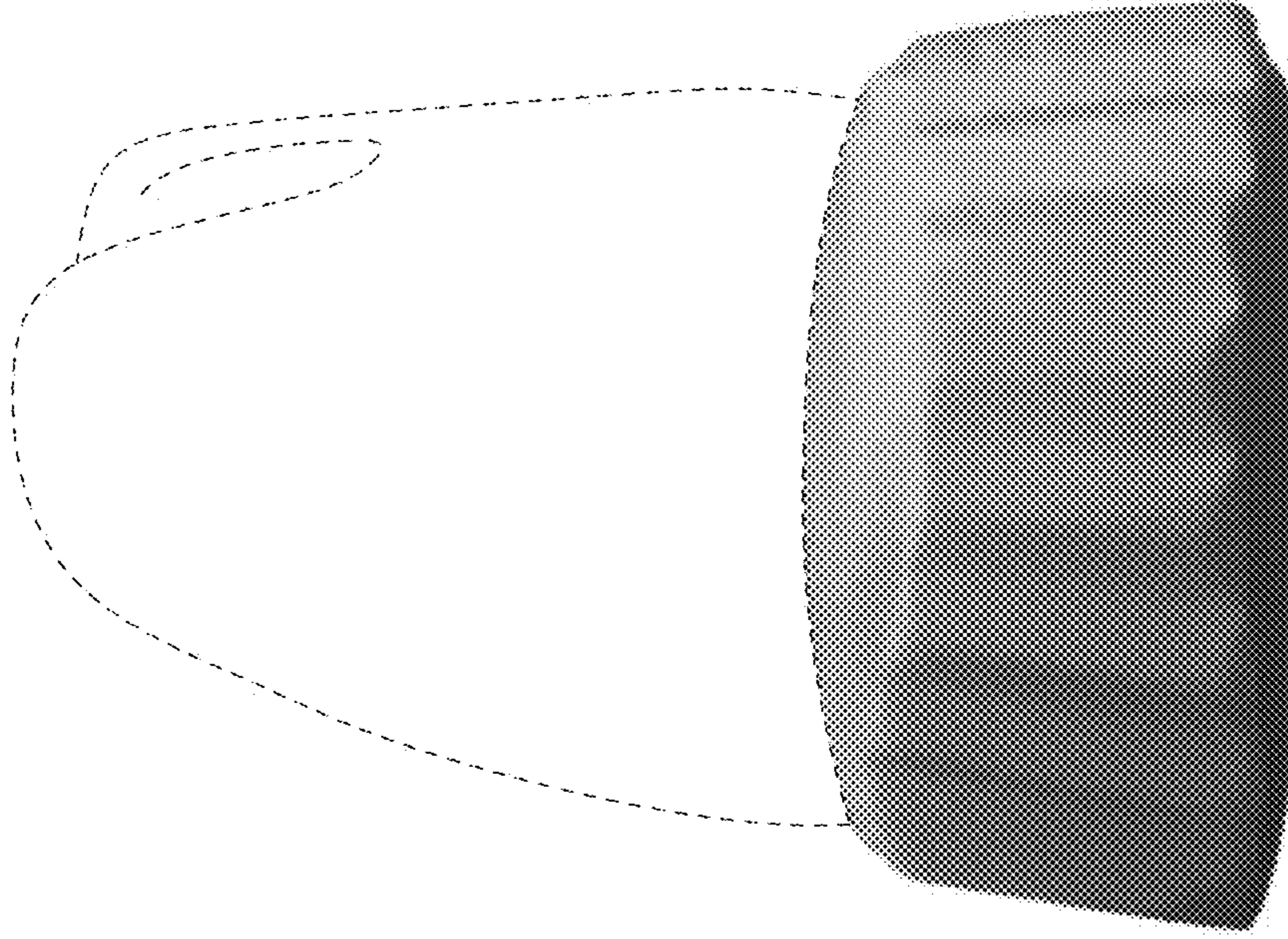


FIG. 2

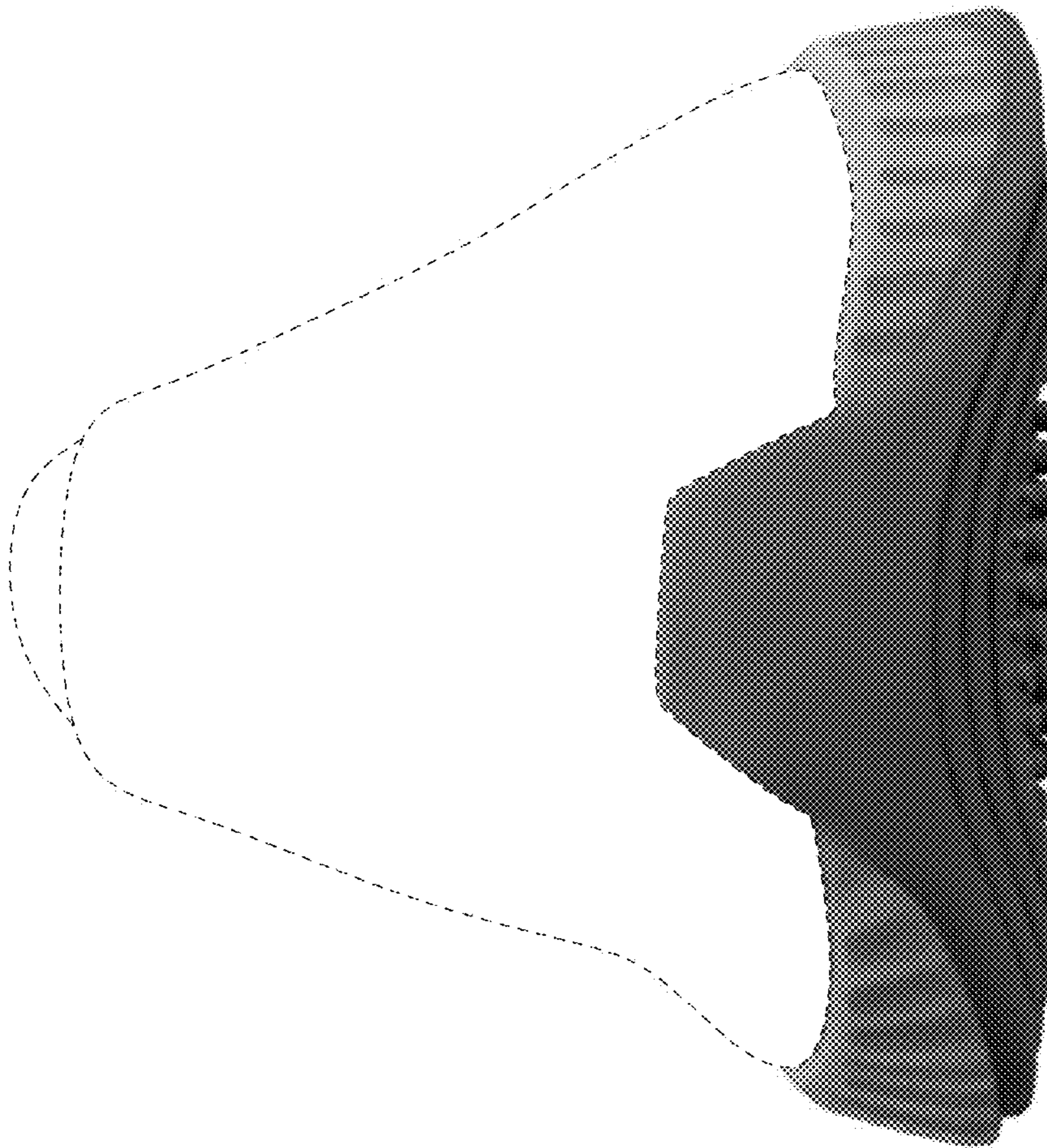


FIG. 3




FIG. 4

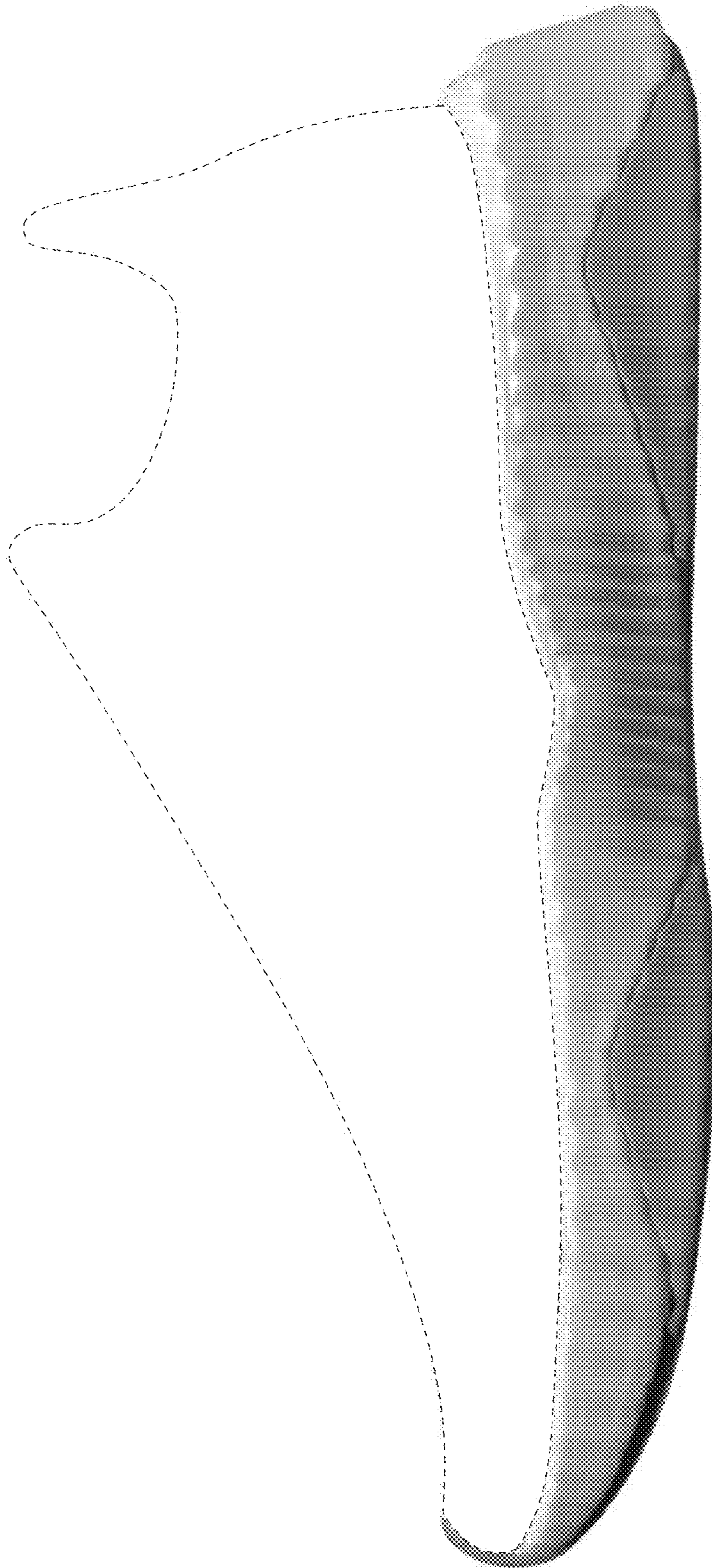


FIG. 5




FIG. 6



FIG. 7