



US00D938143S

(12) **United States Design Patent**  
**Mirzaians**

(10) **Patent No.:** **US D938,143 S**

(45) **Date of Patent:** **\*\* Dec. 14, 2021**

(54) **EAR PROTECTOR**

(71) Applicant: **Syuzan Mirzaians**, Glendale, CA (US)

(72) Inventor: **Syuzan Mirzaians**, Glendale, CA (US)

(\*\*) Term: **15 Years**

(21) Appl. No.: **29/710,839**

(22) Filed: **Oct. 25, 2019**

(51) **LOC (13) Cl.** ..... **02-03**

(52) **U.S. Cl.**  
USPC ..... **D2/875**; D28/41; D29/102

(58) **Field of Classification Search**  
USPC ..... D2/500, 865, 866, 868, 869, 871, 874,  
D2/875, 877, 881, 891, 894; D24/128,  
D24/190; D28/41; D29/102, 104, 108  
CPC ..... A41D 20/00; A41D 20/005; A41D 23/00;  
A42B 1/00; A42B 1/08; A42B 1/086;  
A42B 1/22; A42B 3/00; A42B 3/04;  
A42B 3/046; A42B 3/06; A42B 3/10;  
A42B 3/12; A42B 3/16; A42C 5/02;  
A61F 11/00

See application file for complete search history.

(56) **References Cited**

**U.S. PATENT DOCUMENTS**

D192,070 S \* 1/1962 Wall ..... D29/112  
D558,353 S \* 12/2007 Katz ..... D24/189  
7,761,932 B2 \* 7/2010 Faussett ..... H04R 5/0335  
2/209  
D709,673 S \* 7/2014 Aimone ..... D2/875  
9,084,446 B2 \* 7/2015 Ramadan ..... A45D 8/36  
D736,394 S \* 8/2015 Owoc ..... D24/190  
D741,007 S \* 10/2015 McNama ..... D28/41

D794,282 S \* 8/2017 Aimone ..... D2/875  
D837,455 S \* 1/2019 Dickie ..... D29/102  
10,383,386 B2 \* 8/2019 Abraham ..... A41D 20/00  
D870,298 S \* 12/2019 Sigurdsson ..... D24/190  
2020/0077768 A1 \* 3/2020 Mirzaians ..... A45D 44/12

**OTHER PUBLICATIONS**

Miss Careful, [online]; [photo published to the internet on Oct. 11, 2019]; [retrieved from the internet on Jul. 30, 2021]; URL: <https://www.facebook.com/likemisscareful/photos/a.103190861095000/107544633992956/?type=3>. (1 pg). (Year: 2019).\*

\* cited by examiner

*Primary Examiner* — Jasmine Mlinarcik

(74) *Attorney, Agent, or Firm* — Cotman IP Law Group

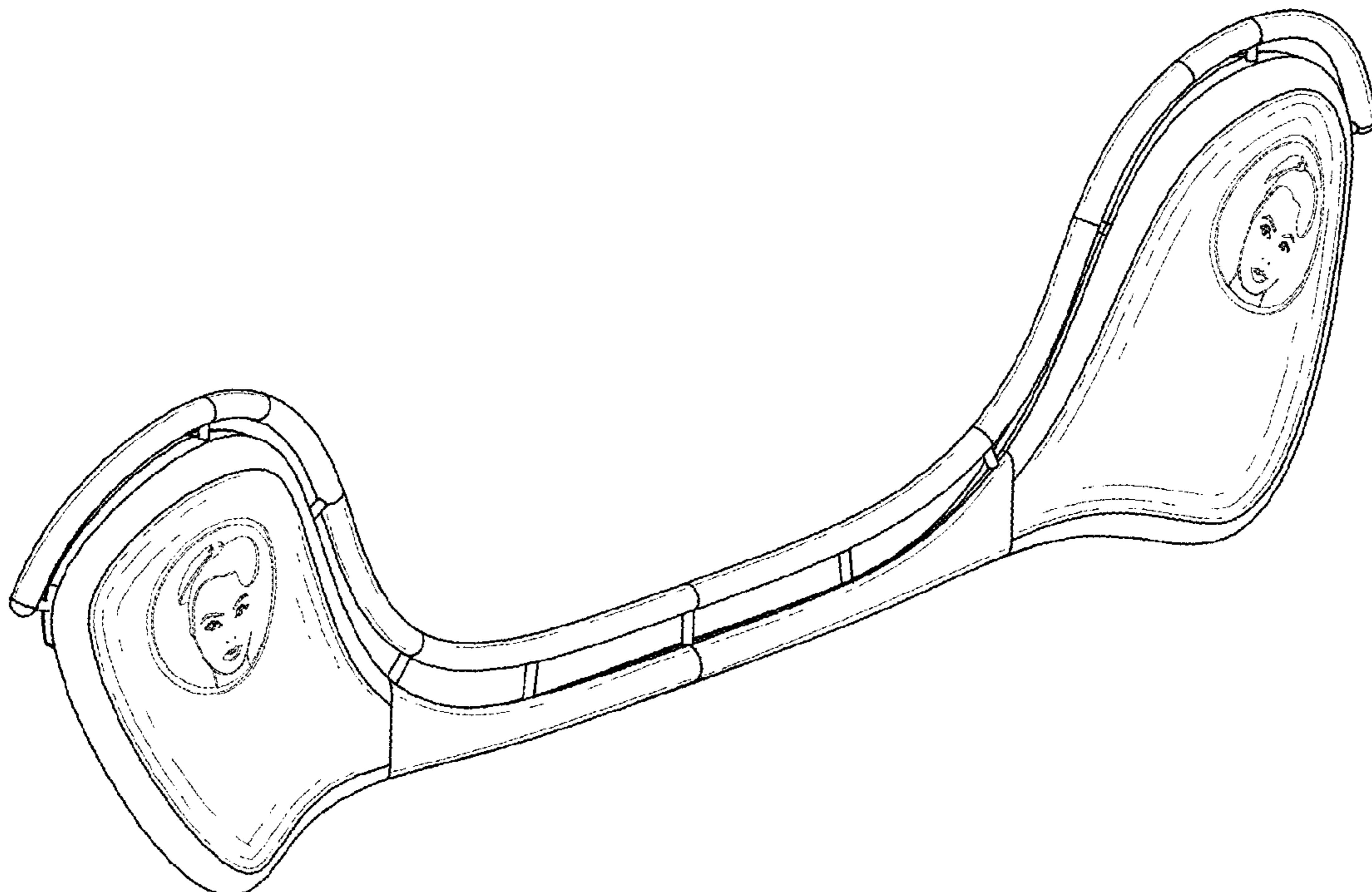
(57) **CLAIM**

The ornamental design for a ear protector, as shown and described.

**DESCRIPTION**

FIG. 1 is a front side perspective view of the ear protector showing the new design;  
FIG. 2 is a rear side perspective view thereof;  
FIG. 3 is a front elevation view thereof;  
FIG. 4 is a rear elevation view thereof;  
FIG. 5 is a top plan view thereof;  
FIG. 6 is a bottom plan view thereof;  
FIG. 7 is a right elevation view thereof; and,  
FIG. 8 is a left elevation view thereof.  
The broken lines in the drawings illustrate the portions of the ear protector, that form no part of the claim.

**1 Claim, 8 Drawing Sheets**



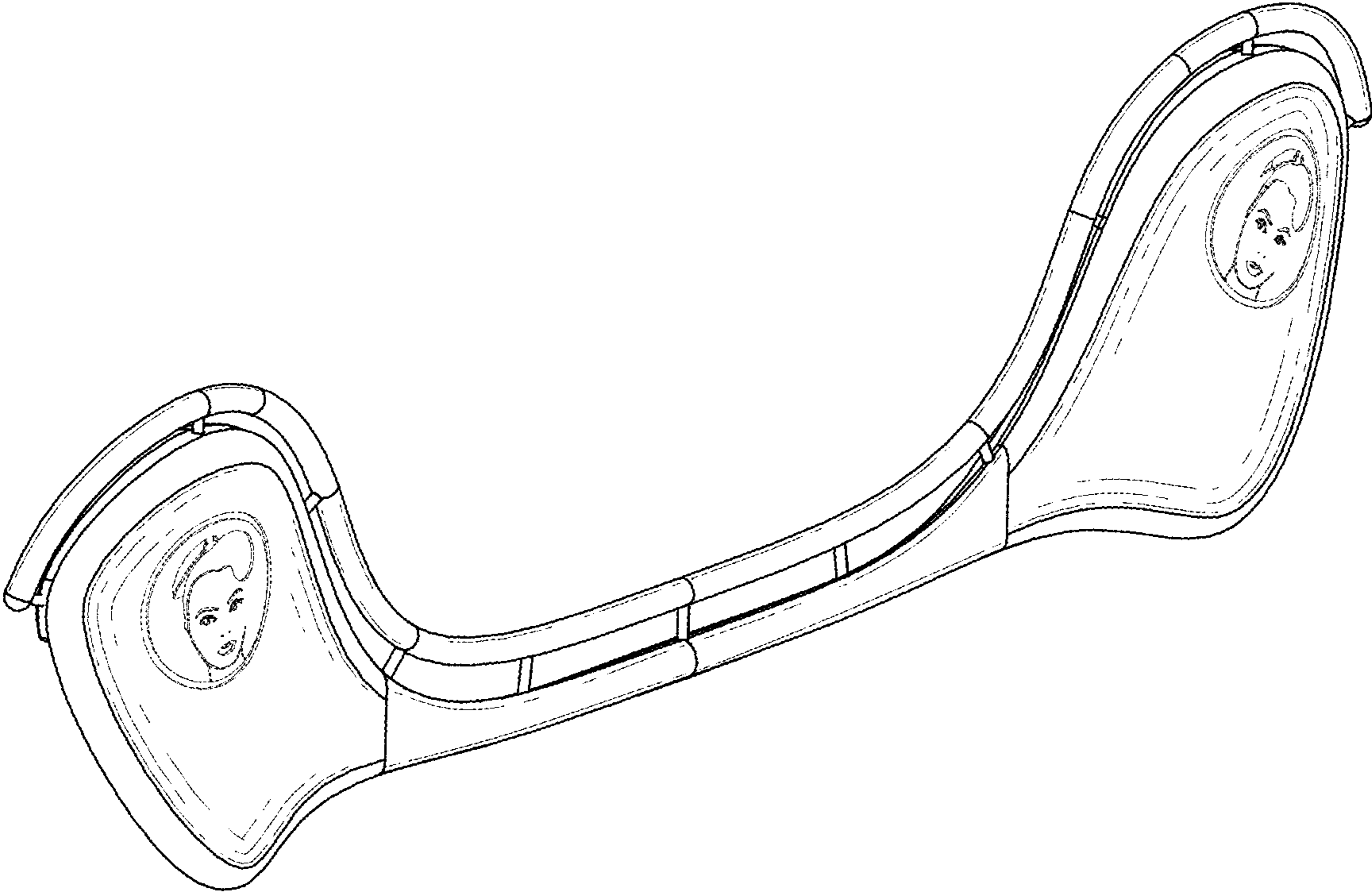


FIG. 1

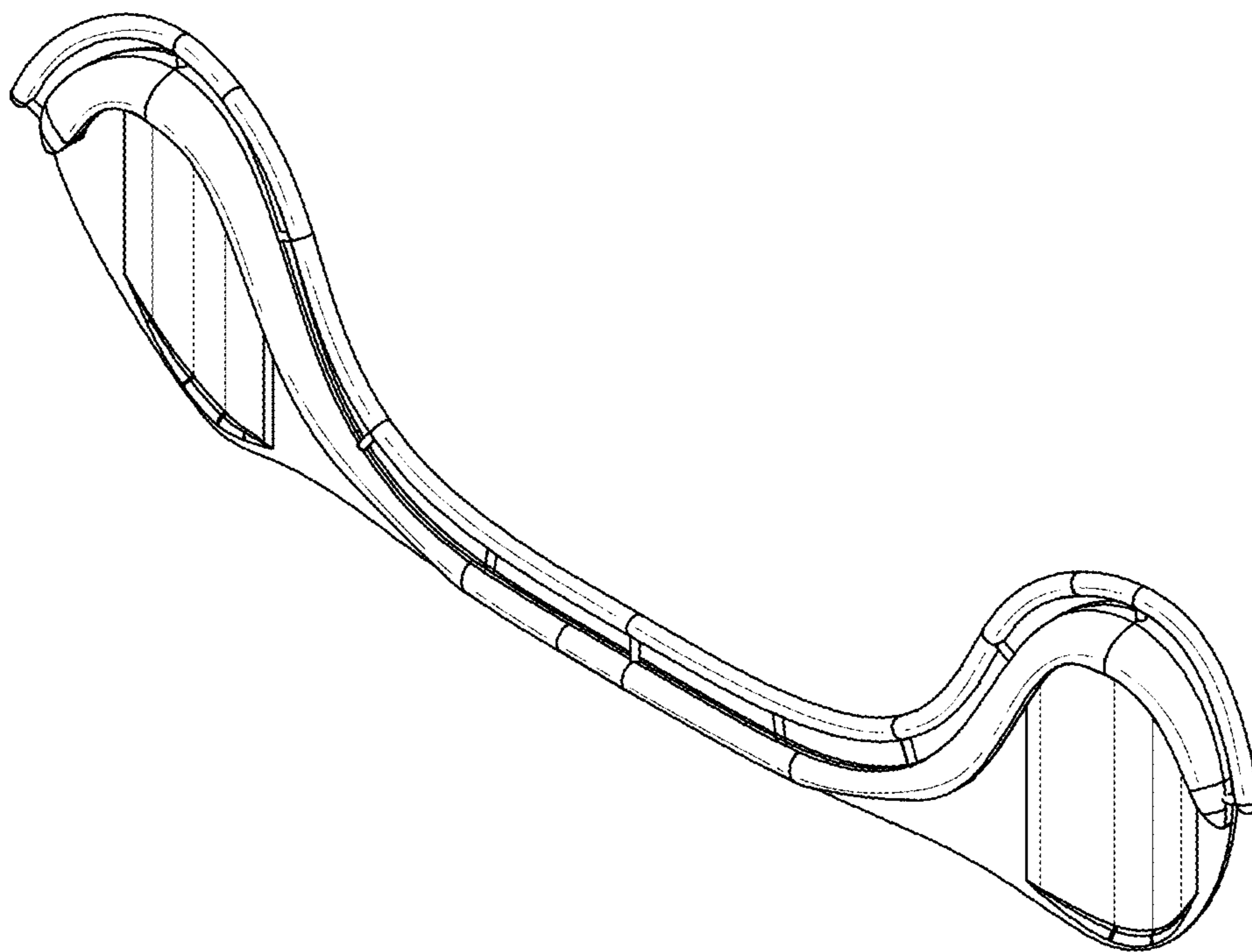


FIG. 2

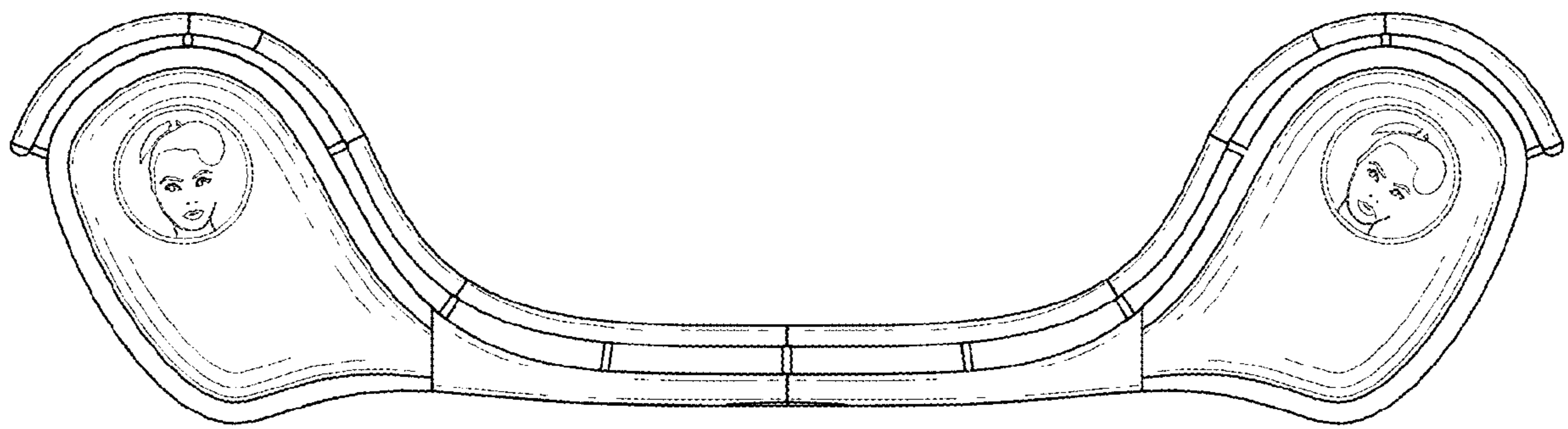


FIG. 3

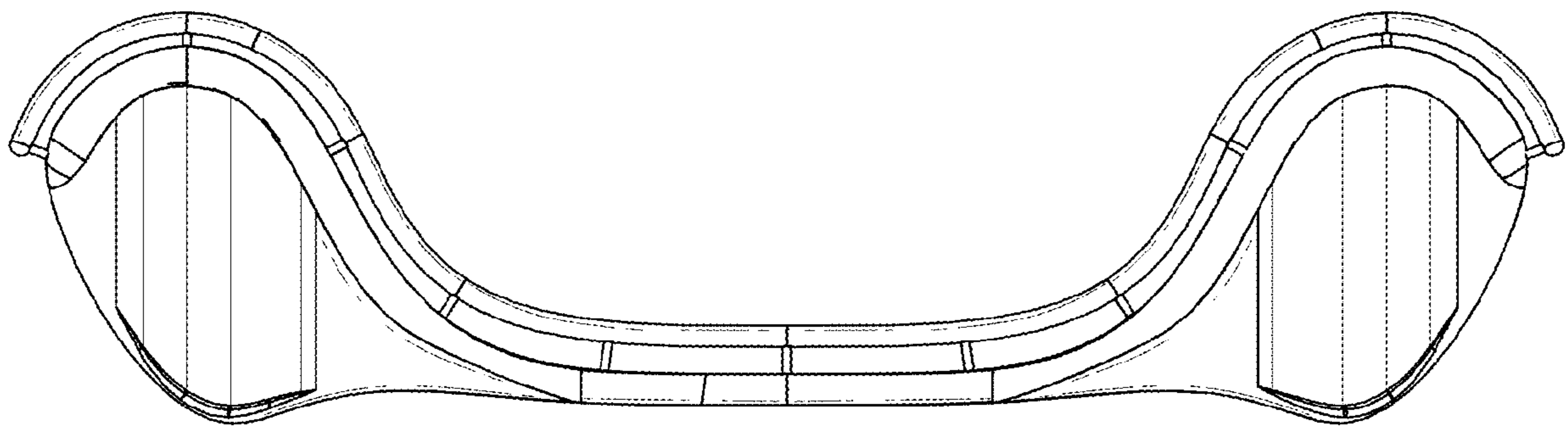


FIG. 4



FIG. 5

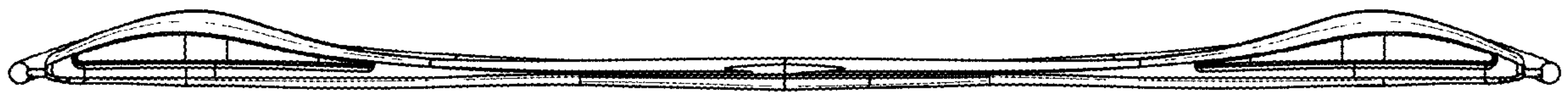


FIG. 6



FIG. 7





FIG. 8