



US00D938130S

(12) **United States Design Patent**
Birdwell

(10) **Patent No.:** **US D938,130 S**
(45) **Date of Patent:** **** Dec. 7, 2021**

- (54) **MEMORIAL PLAQUE**
- (71) Applicant: **Gary W. Birdwell**, New Concord, KY (US)
- (72) Inventor: **Gary W. Birdwell**, New Concord, KY (US)
- (**) Term: **15 Years**
- (21) Appl. No.: **29/740,557**
- (22) Filed: **Jul. 6, 2020**
- (51) **LOC (13) Cl.** **99-00**
- (52) **U.S. Cl.**
USPC **D99/17; D11/107**
- (58) **Field of Classification Search**
USPC D99/8, 5, 17, 20, 1; D11/95, 131, 132, D11/133, 140, 144, 164, 47, 79, 86, 107, D11/222, 202; D6/300, 302, 303, 309, D6/304, 307, 308; D21/398; 40/124.5, 40/735, 711, 600, 768, 620, 743, 726, 40/790, 797, 1.5, 530, 661.05, 673, 40/642.02; 27/1; 52/103, 38; D30/155; 119/858, 860
CPC A61G 17/00; A61G 17/08; G09F 19/00; G09F 3/12; F16M 13/00
See application file for complete search history.

(56) **References Cited**

U.S. PATENT DOCUMENTS

- 875,545 A * 12/1907 MacDonald 40/537
- 1,426,487 A * 8/1922 Laux A44C 3/001
40/1.5
- 1,729,778 A * 10/1929 Hoag G09F 3/12
40/1.6
- 2,023,519 A * 12/1935 Durrett E04H 13/003
40/620
- 2,095,290 A * 10/1937 Roy E04H 13/003
52/38

- 2,148,660 A * 2/1939 Sweeney E04H 13/00
40/124.5
- 2,340,402 A * 2/1944 Mitchel A44C 3/001
40/1.5
- 2,341,467 A * 2/1944 Nedell G09F 3/207
40/1.5
- D169,445 S * 4/1953 Jones D11/107
- 2,762,146 A * 9/1956 Milazzo A44C 3/001
40/1.5
- 3,093,919 A * 6/1963 Holtz G09F 7/04
40/621
- 3,423,864 A * 1/1969 Wilson G09F 7/00
40/124.5
- 3,766,452 A * 10/1973 Burpee G06K 19/0672
194/214
- 4,014,122 A * 3/1977 Woods B43M 9/00
40/358
- D248,171 S 6/1978 Sugarman
- 4,172,332 A * 10/1979 Holes B42D 3/08
281/31
- 4,356,649 A * 11/1982 Diamond B42F 5/04
40/405

(Continued)

Primary Examiner — Paula Allen Greene

(74) *Attorney, Agent, or Firm* — Suzanne Kikel


(57) **CLAIM**

The ornamental design for a memorial plaque, as shown and described.

DESCRIPTION

FIG. 1 is a perspective view of a memorial plaque, showing my new design;
 FIG. 2 is a top view thereof;
 FIG. 3 is a bottom view thereof;
 FIG. 4 is a front view thereof;
 FIG. 5 is a rear view thereof;
 FIG. 6 is a left side view thereof; and,
 FIG. 7 is a right side view thereof.
 The broken line showing in the figures forms no part of the claimed design.

1 Claim, 7 Drawing Sheets



(56)

References Cited

U.S. PATENT DOCUMENTS

D282,917 S * 3/1986 Hackett D11/132
 D283,410 S * 4/1986 De Rosa D11/41
 D320,364 S * 10/1991 Hernandez D11/131
 D346,761 S * 5/1994 Milam D11/132
 5,373,815 A * 12/1994 Sagebiel A01K 27/005
 119/654
 5,392,544 A * 2/1995 Price G09F 1/10
 40/616
 5,454,178 A * 10/1995 Rivard G09F 7/18
 248/535
 5,625,933 A 5/1997 Neuberger et al.
 D381,182 S * 7/1997 Whited D99/17
 D383,702 S * 9/1997 MacDonald D11/79
 D390,322 S * 2/1998 Weiss D99/17
 D411,476 S * 6/1999 Henderson D11/82
 D418,271 S 12/1999 Parker
 D421,672 S 4/2000 Thesken
 D425,283 S 5/2000 Thesken

D431,909 S * 10/2000 Henry D11/132
 D437,121 S * 2/2001 Henry D11/132
 D442,347 S 5/2001 Parker
 D444,933 S 7/2001 Parker
 6,269,574 B1 * 8/2001 Sokolofski G09F 3/12
 40/1.5
 D459,094 S * 6/2002 Stone D6/309
 D493,935 S * 8/2004 Agemura D99/17
 D502,005 S * 2/2005 Henry D6/301
 D507,987 S * 8/2005 Davis D11/95
 D510,470 S * 10/2005 Agemura D11/107
 D591,196 S * 4/2009 LaBlanc D11/132
 D592,409 S * 5/2009 Wu D6/309
 D615,448 S * 5/2010 Jederman D11/95
 D679,625 S * 4/2013 McSwain D11/96
 D690,894 S 10/2013 Simmons et al.
 D796,584 S * 9/2017 Okada D21/398
 D805,716 S * 12/2017 Capurso D99/17
 2007/0152549 A1 7/2007 Champagne
 2008/0078074 A1 4/2008 McCampbell
 2008/0116772 A1 5/2008 Champagne

* cited by examiner

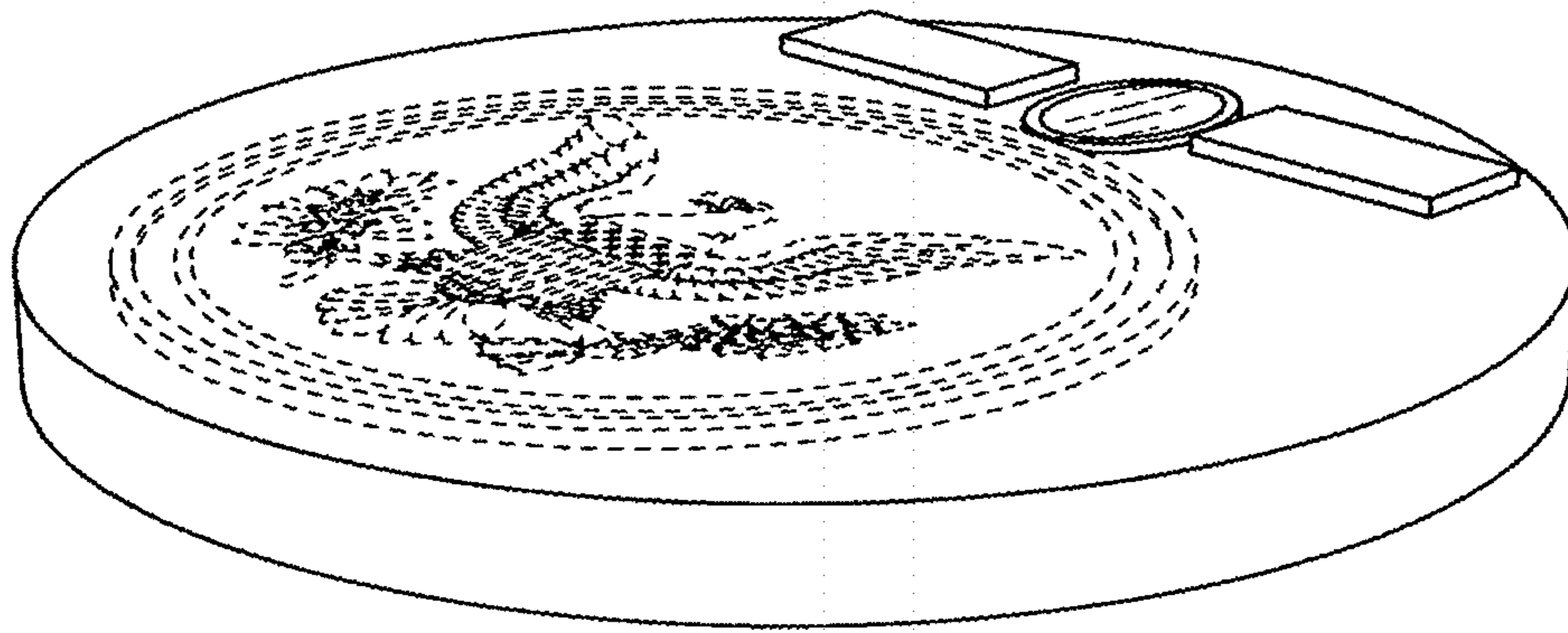


FIG. 1

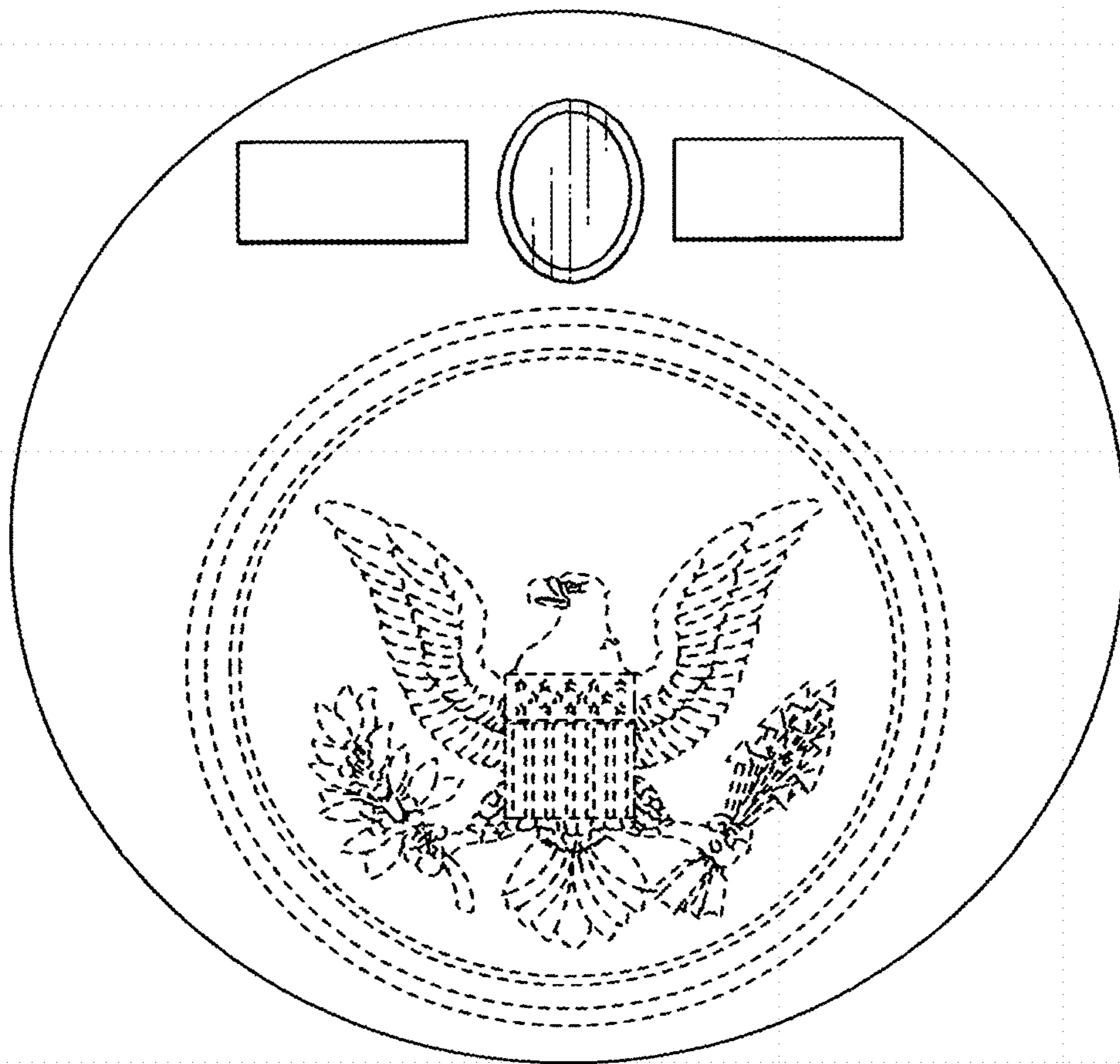


FIG. 2

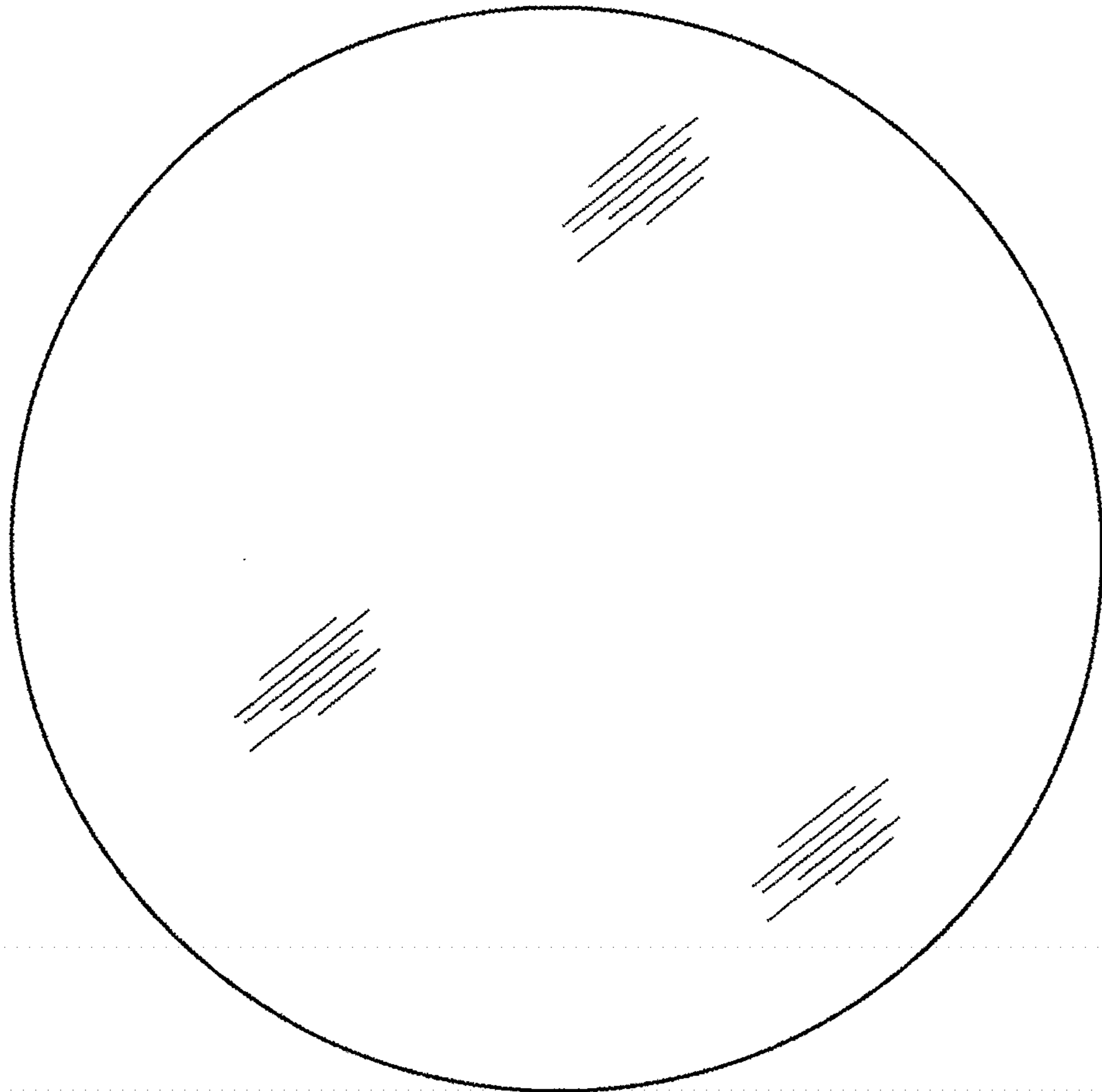


FIG. 3




FIG. 4




FIG. 5



FIG. 6




FIG. 7