



US00D938110S

(12) **United States Design Patent** (10) **Patent No.:** **US D938,110 S**
Ayers et al. (45) **Date of Patent:** **** Dec. 7, 2021**

(54) **FABRIC CARE APPLIANCE**
(71) Applicant: **WHIRLPOOL CORPORATION**,
Benton Harbor, MI (US)

D326,381 S * 5/1992 Heiligenthal D6/705
D336,806 S * 6/1993 Zoellner D6/705
D341,737 S * 11/1993 Shepherd D6/671.1
5,365,959 A 11/1994 Favaro
(Continued)

(72) Inventors: **Kevin B. Ayers**, St. Joseph, MI (US);
Andrew C. Kubasiak, St. Joseph, MI
(US); **Anna C. Schelling**, Stevensville,
MI (US); **Mark W. Schulz**, Benton
Harbor, MI (US)

FOREIGN PATENT DOCUMENTS

CN 302497340 7/2013
CN 303692014 * 6/2016
(Continued)

(73) Assignee: **Whirlpool Corporation**, Benton
Harbor, MI (US)

OTHER PUBLICATIONS

Whirlpool WDF560SAFB Dishwasher, website 2021, <https://www.peterboroughappliances.com/products/view/whirlpool-dishwasher-with-adapti...> site visited Mar. 27, 2021.*
(Continued)

(**) Term: **15 Years**

(21) Appl. No.: **29/764,487**

(22) Filed: **Dec. 30, 2020**

Primary Examiner — John R Yeh
(74) *Attorney, Agent, or Firm* — Price Heneveld LLP

Related U.S. Application Data

(62) Division of application No. 29/682,855, filed on Mar. 8, 2019, now Pat. No. Des. 909,694.

(51) **LOC (13) Cl.** **15-05**

(52) **U.S. Cl.**
USPC **D32/6**

(58) **Field of Classification Search**
USPC D32/1-2, 5-6, 8, 10, 15-17, 28, 35-36,
D32/53; D7/354; D6/705-705.5, 663,
D6/384, 407; D15/89; D3/318; D34/27;
D99/28
CPC .. A61L 2/10; A61C 19/00; A47J 27/00; F26B
11/02; E05B 65/0007; A47L 15/0084;
D06F 39/00; D06F 34/28; A41H 33/00
See application file for complete search history.

(57) **CLAIM**

The ornamental design for a fabric care appliance, as shown and described.

DESCRIPTION

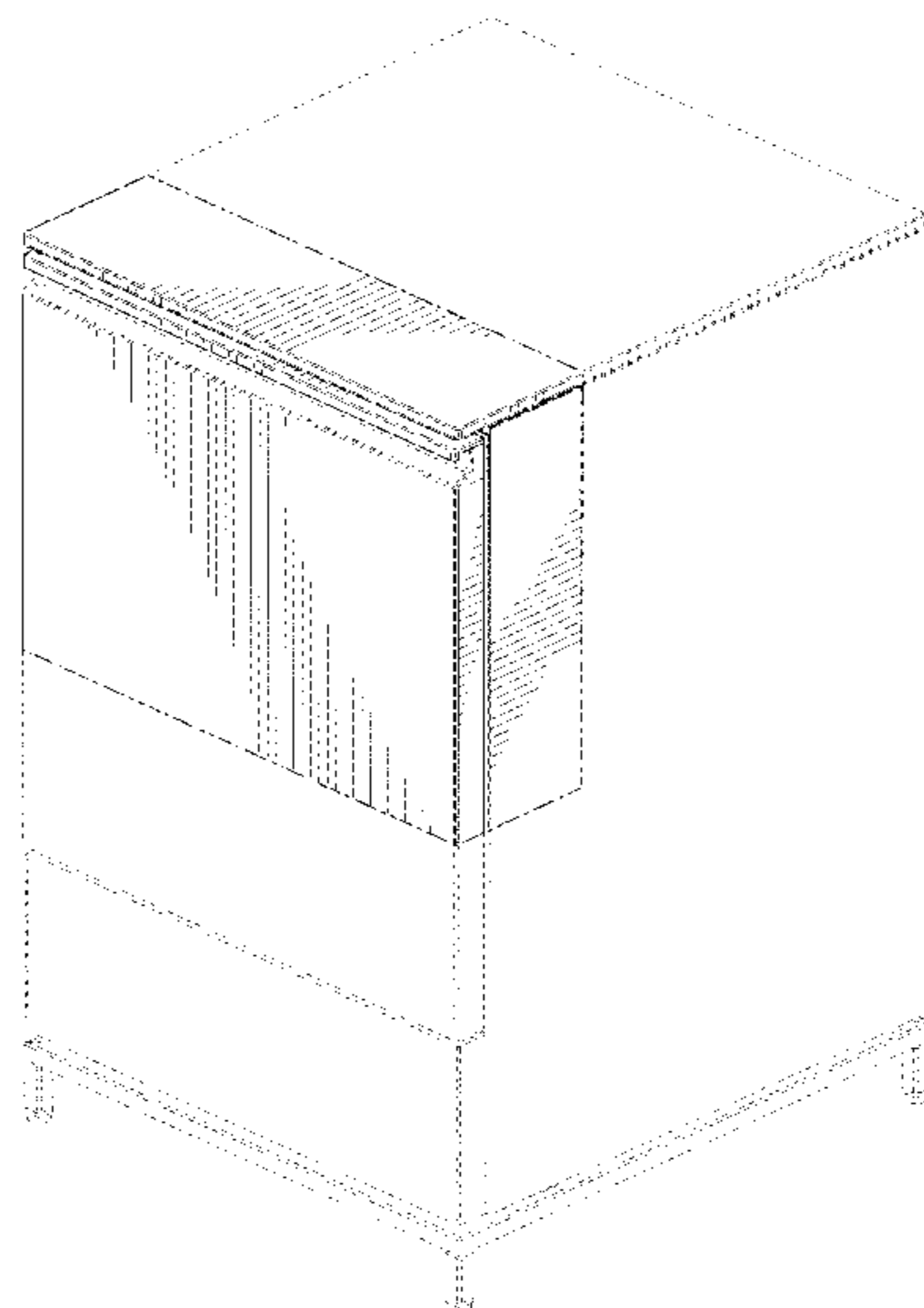
FIG. 1 is a perspective view of a fabric care appliance according to the design;
FIG. 2 is a front elevation view thereof;
FIG. 3 is a back elevation view thereof;
FIG. 4 is a right side elevation view thereof;
FIG. 5 is a left side elevation view thereof;
FIG. 6 is a top plan view thereof; and,
FIG. 7 is a bottom plan view thereof.
The portions of the article shown in broken line form no part of the claimed design.
Dash-dot lines adjacent un-shaded areas represent bounds of the claimed design and form no part of the claimed design themselves.

(56) **References Cited**

U.S. PATENT DOCUMENTS

D224,492 S * 8/1972 Inhelder D6/671.1
D288,639 S * 3/1987 Johansson D6/663
D314,090 S * 1/1991 Stephens D6/657

1 Claim, 7 Drawing Sheets



(56)

References Cited

U.S. PATENT DOCUMENTS

D359,402 S * 6/1995 Tisbo D6/663
 5,453,586 A 9/1995 Stottmann
 5,496,104 A 3/1996 Arnold et al.
 D388,986 S * 1/1998 Dittberner D6/705.5
 D451,936 S * 12/2001 Ma D15/85
 D478,696 S * 8/2003 Li D32/2
 D493,582 S 7/2004 Ott et al.
 D493,583 S 7/2004 Kaczmarek
 D510,781 S 10/2005 Seo et al.
 D518,249 S 3/2006 Seo
 7,201,175 B2 4/2007 DeBoer et al.
 D543,321 S 5/2007 Jeon et al.
 D544,657 S * 6/2007 Jung D32/2
 D549,404 S 8/2007 Jeon et al.
 D616,161 S * 5/2010 Tridello D32/3
 D619,832 S * 7/2010 Zalewski D6/705
 D627,937 S 11/2010 Kim
 7,928,857 B2 4/2011 Olesen et al.
 D656,692 S 3/2012 Kim et al.
 D658,828 S 5/2012 Kim et al.
 D660,462 S * 5/2012 Chen D25/119
 D674,742 S 1/2013 Krier et al.
 D677,023 S 2/2013 Borjesson
 D682,491 S 5/2013 Kim et al.
 D694,560 S * 12/2013 Hernanz Arbeloa D6/705
 8,622,487 B2 1/2014 Jung
 D716,852 S * 11/2014 Seo D15/89
 8,876,228 B2 11/2014 Laible et al.
 D730,954 S * 6/2015 Choi D15/89
 D741,633 S * 10/2015 Leduc D6/705
 D745,298 S * 12/2015 Workman D6/705
 9,303,916 B2 4/2016 Ozyuksel et al.
 D790,609 S * 6/2017 Kim D15/89
 D790,883 S * 7/2017 Schonherr D6/663
 D799,860 S * 10/2017 Schmitt D6/663

D806,960 S 1/2018 Tong et al.
 D811,688 S * 2/2018 Spears D99/28
 D827,224 S 8/2018 Lee et al.
 D827,225 S 8/2018 Lee et al.
 D839,932 S * 2/2019 Choi D15/89
 D885,695 S * 5/2020 Kim D32/3
 D894,653 S * 9/2020 Smith D6/705.5
 D903,213 S * 11/2020 Nam D32/2
 D911,638 S * 2/2021 Yoon D32/2
 D914,305 S * 3/2021 Yoon D32/2
 2007/0119483 A1 * 5/2007 Gunnerson A47L 15/0084
 134/56 D
 2008/0011342 A1 1/2008 Ryu et al.

FOREIGN PATENT DOCUMENTS

EP 0406115 A1 1/1991
 EP 1741822 A1 1/2007
 EP 2108729 A1 10/2009
 FR 2521182 A3 8/1983
 GB 2114432 A 2/1983
 WO 2017133782 A1 8/2017
 WO 2017212373 A1 12/2017

OTHER PUBLICATIONS

Amazon.com: YITAHOME 3 Drawer Mobile File Cabinet, reviews 2020, <https://www.amazon.com/YITAHOME-Cabinet-Storage-Casters-Organization/dp/B085N7...> site visited Mar. 27, 2021.*
 Quadra Office | Office drawer unit, archiproducts website 2021, <https://www.archiproducts.com/en/products/oliver-b/wooden-office-drawer-unit-with-cast...> site visited Mar. 27, 2021.*
 Dishwashers | Stainless Steel & Energy Efficient, Samsung website 2020, <https://www.samsung.com/us/home-appliances/dishwashers/all-dishwashers/>, site visited Jun. 11, 2020.

* cited by examiner

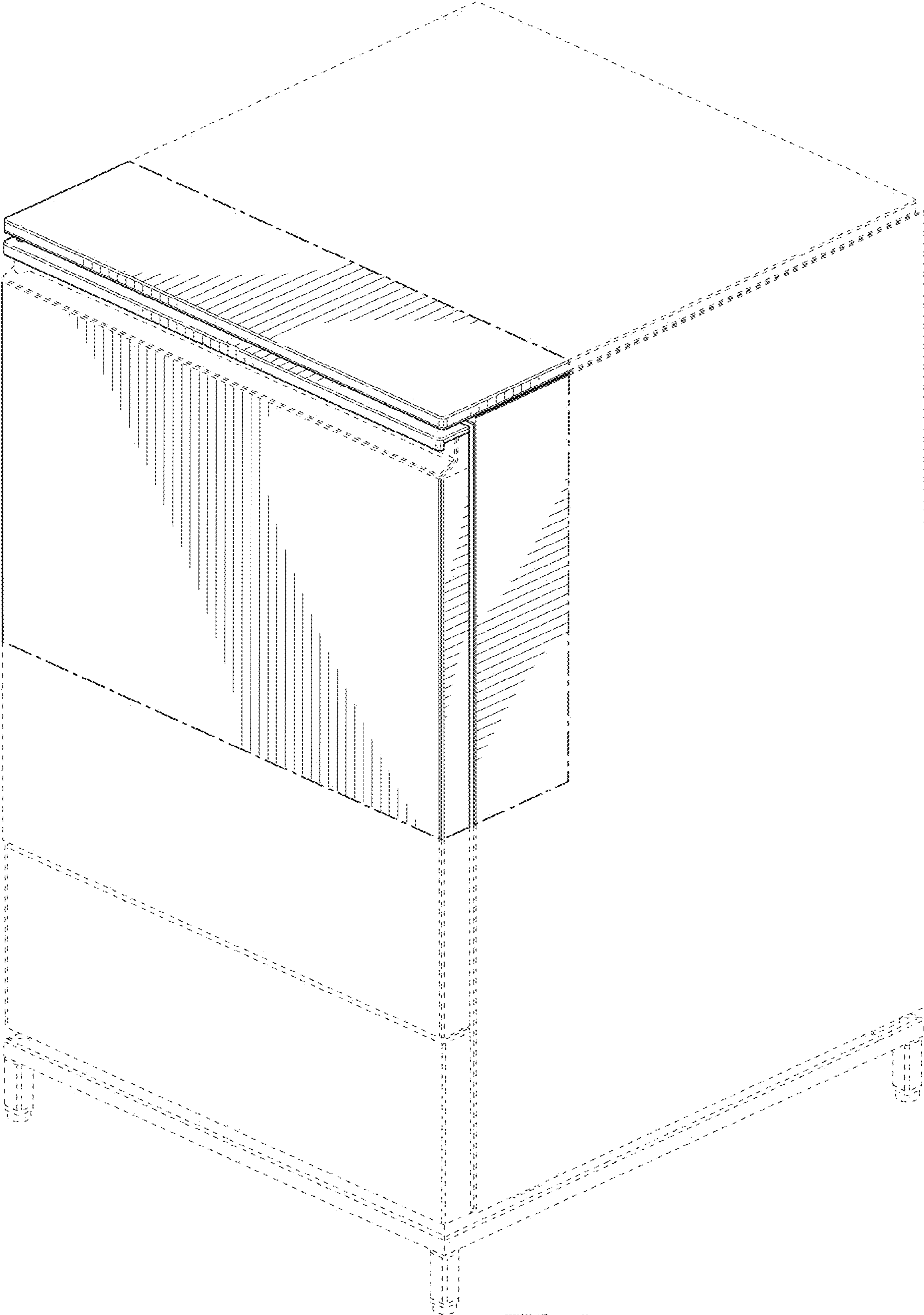


FIG. 1




FIG. 2

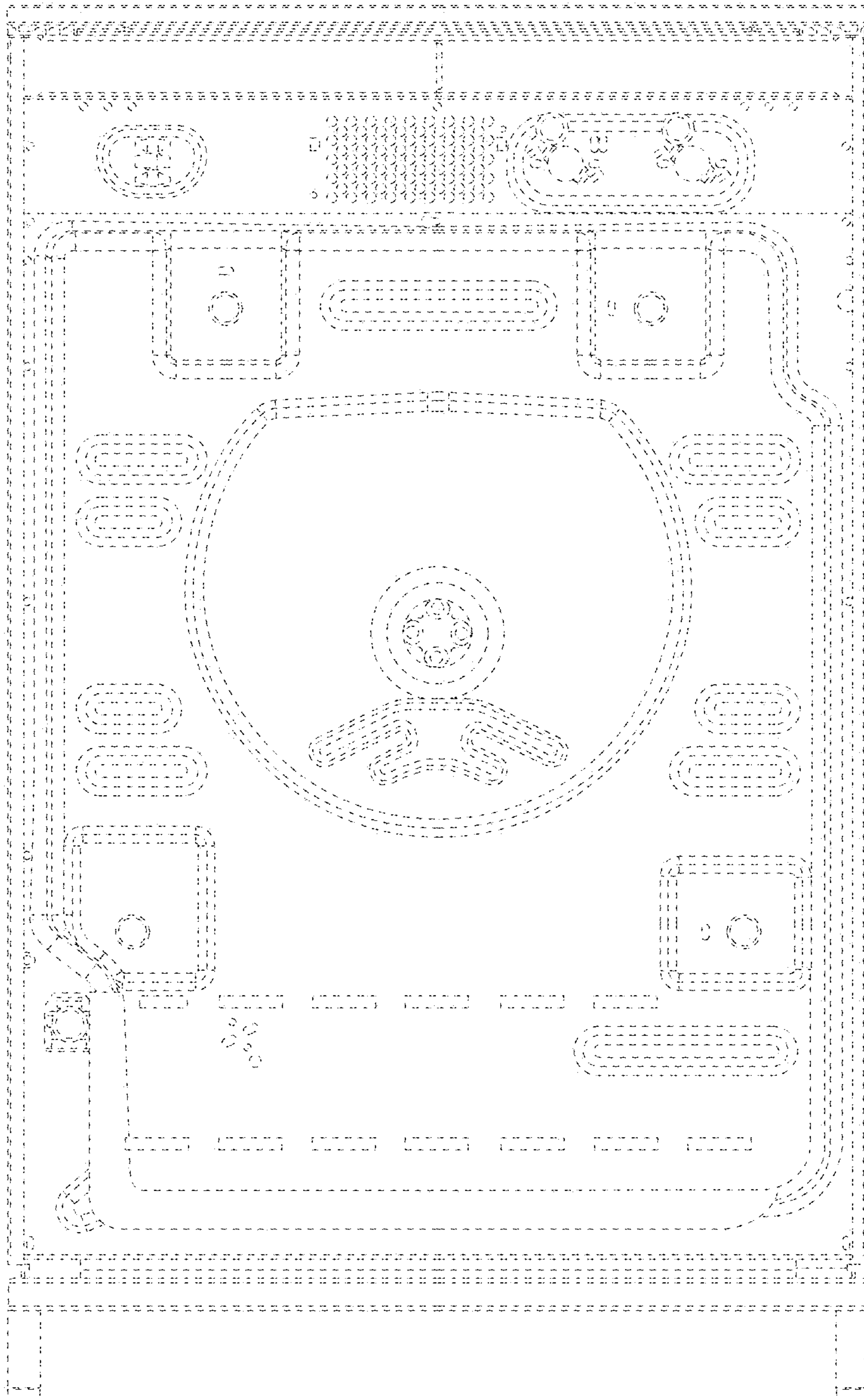


FIG. 3




FIG. 4




FIG. 5

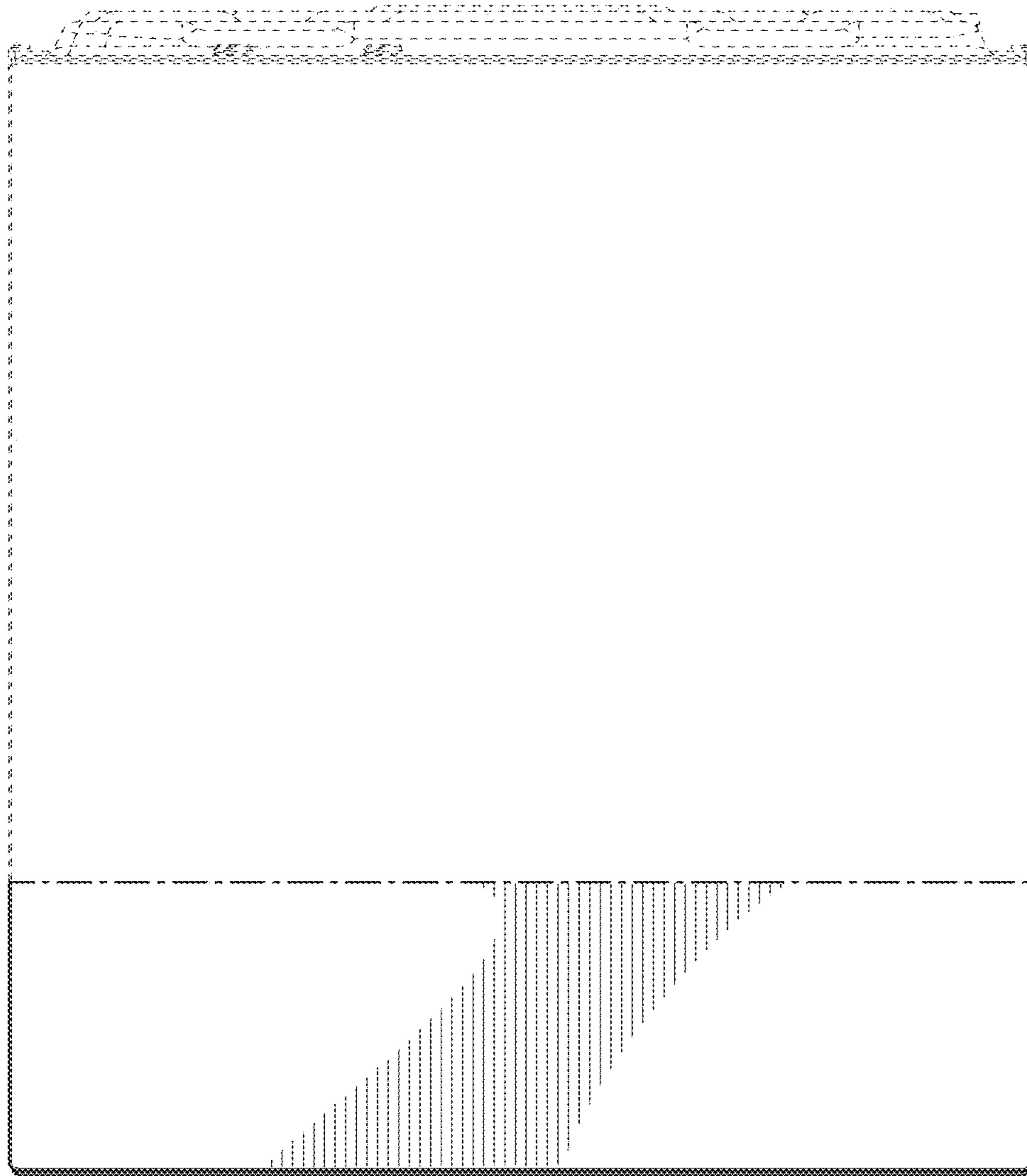


FIG. 6




FIG. 7