



US00D938099S

(12) **United States Design Patent** (10) **Patent No.:** **US D938,099 S**
Chan (45) **Date of Patent:** **** Dec. 7, 2021**

(54) **COMBINED COSMETIC MIRROR AND TWEEZER**

(71) Applicant: **Tung Hing Plastic Manufactory Limited, Hong Kong (CN)**

(72) Inventor: **Chi Wai Roy Chan, Hong Kong (CN)**

(73) Assignee: **Tung Hing Plastic Manufactory Limited, Hong Kong (HK)**

(**) Term: **15 Years**

(21) Appl. No.: **29/713,734**

(22) Filed: **Nov. 18, 2019**

(51) **LOC (13) Cl.** **28-03**

(52) **U.S. Cl.**
USPC **D28/64.3**

(58) **Field of Classification Search**
USPC D28/55, 64.1, 64.3, 76, 78–82, 99;
D9/601, 630, 680, 715, 737, 756, 529,
D9/563, 574, 414, 420, 430, 432, 499
CPC A45D 33/00; A45D 33/003; A45D 33/006;
A45D 33/008; A45D 33/16; A45D 33/18;
A45D 33/22; A45D 33/24; A45D 33/26;
A45D 34/00; A45D 34/02; A45D 40/00;
A45D 26/00; A45D 26/0066; A61B
17/50; A47J 43/283

See application file for complete search history.

(56) **References Cited**

U.S. PATENT DOCUMENTS

D214,225 S * 5/1969 Grande D28/55
D261,693 S * 11/1981 deHaseth D28/64.3
D287,416 S * 12/1986 Smith D28/55
D309,507 S * 7/1990 Shafir D28/55
D473,344 S * 4/2003 Thorpe D28/82
D485,014 S * 1/2004 LaMagna D28/55
D588,746 S * 3/2009 Ross D28/55
D697,800 S * 1/2014 Villarreal D9/504
D717,997 S * 11/2014 Charroy D28/55
D722,204 S * 2/2015 Parker D28/82

D724,786 S * 3/2015 Jung D28/82
D890,433 S * 7/2020 Zhu D28/64.6
D905,910 S * 12/2020 Yang D28/64.1
D908,967 S * 1/2021 Goswell D28/82
D916,496 S * 4/2021 Kim D6/534

(Continued)

OTHER PUBLICATIONS

Conair 12x Magnification Mirror, retrieved on Jul. 22, 2021, retrieved from the Internet URL: <https://www.cvs.com/shop/conair-12x-magnification-mirror-prodid-391639>.*

Primary Examiner — Jennifer Rivard

Assistant Examiner — Alison M Ofstun

(74) *Attorney, Agent, or Firm* — Melvin Li

(57) **CLAIM**

The ornamental design for a combined cosmetic mirror and tweezer, as shown and described.

DESCRIPTION

FIG. 1 is a front perspective view of a combined cosmetic mirror and tweezer, showing my new design;

FIG. 2 is a front view thereof;

FIG. 3 is a left side view thereof;

FIG. 4 is a bottom view thereof;

FIG. 5 is a top view thereof;

FIG. 6 is a rear view thereof;

FIG. 7 is a right side view thereof;

FIG. 8 is a perspective view of the mirror portion thereof, shown with the tweezer removed to show aspects of the design not clearly visible when combined;

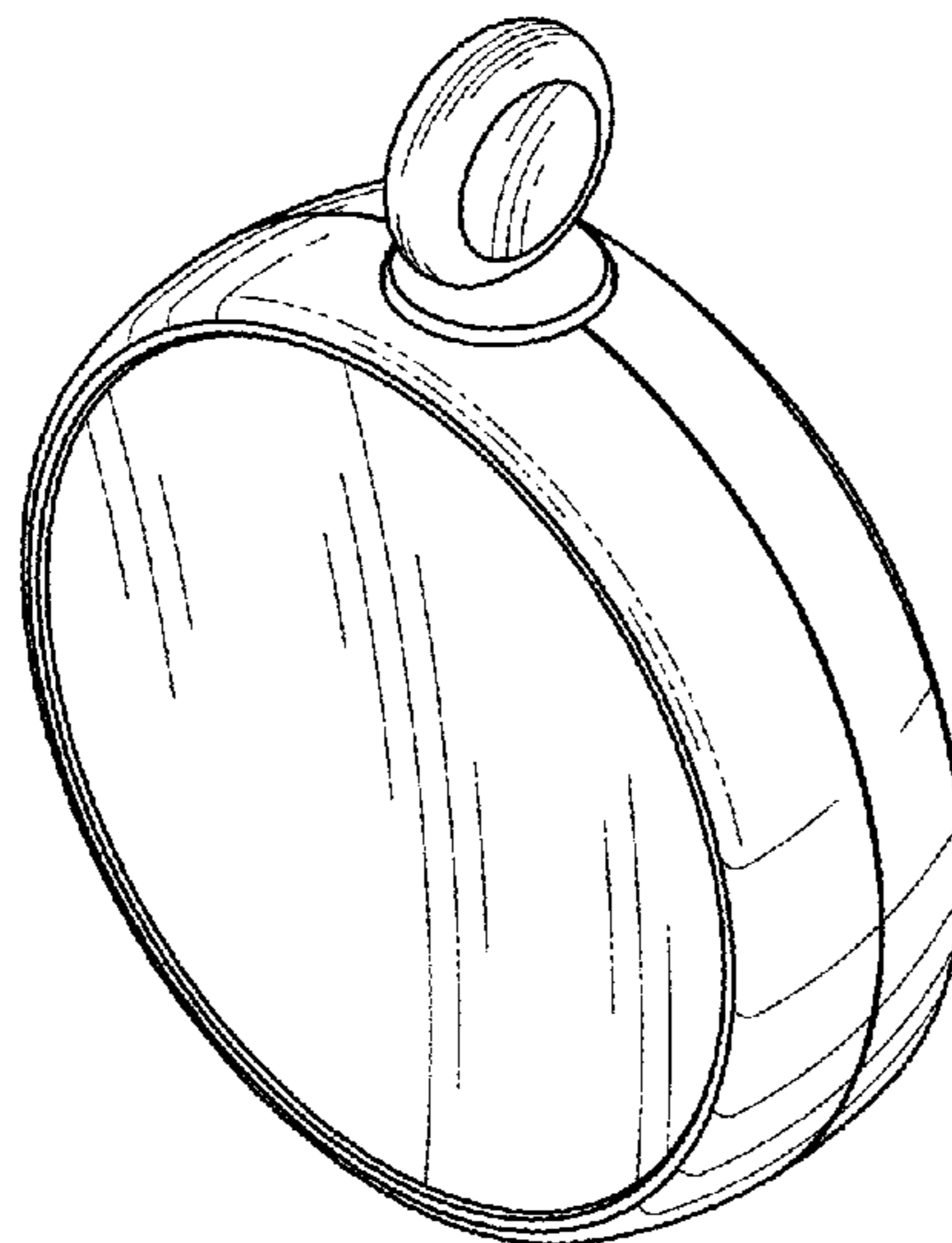
FIG. 9 is an exploded perspective view of a combined cosmetic mirror and tweezer;

FIG. 10 is a front view of the tweezer portion, shown separately to show aspects of the design not clearly visible when combined;

FIG. 11 is a side view thereof; and,

FIG. 12 is a bottom perspective view thereof.

1 Claim, 6 Drawing Sheets



(56)

References Cited

U.S. PATENT DOCUMENTS

D917,787 S * 4/2021 Kim D28/82
D920,775 S * 6/2021 Hawry D9/414

* cited by examiner




Fig. 1




Fig. 2

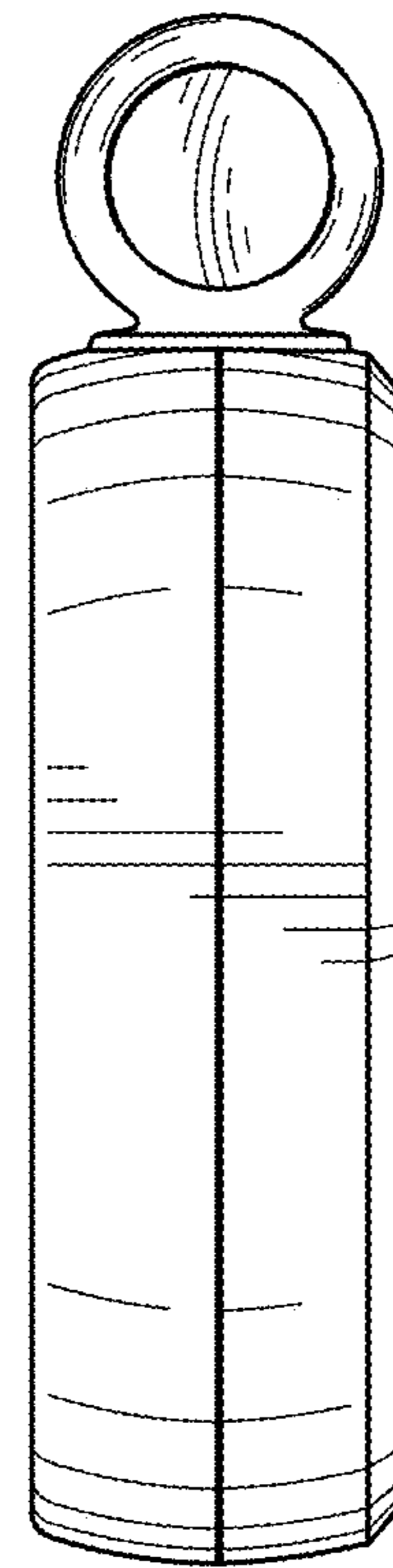


Fig. 3

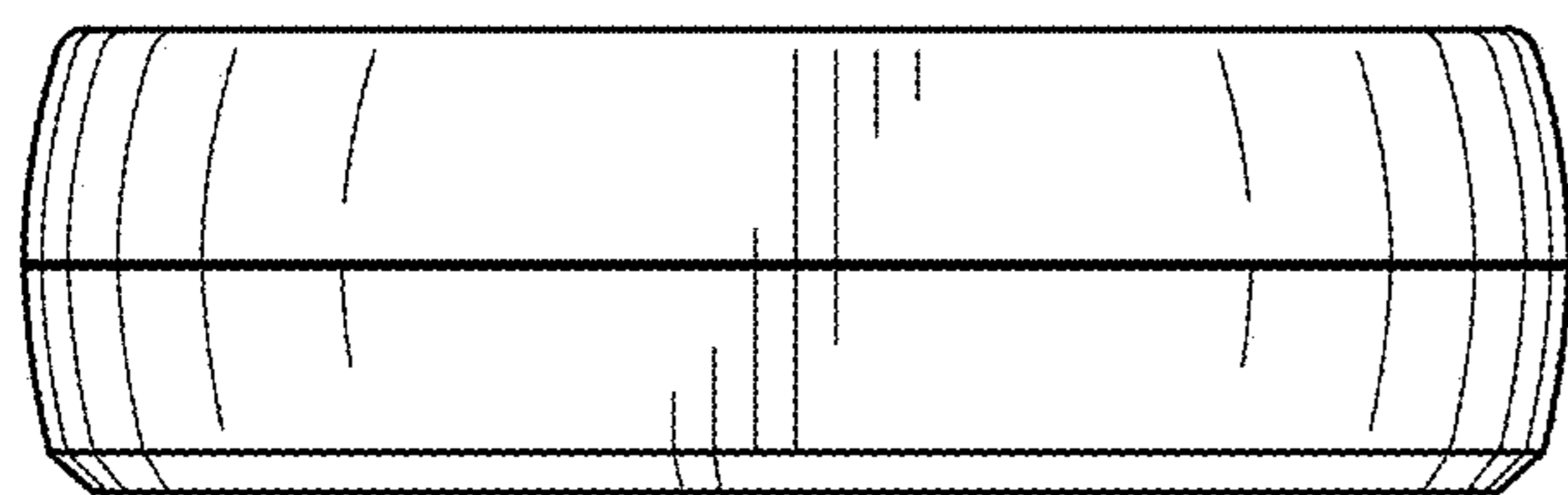


Fig. 4

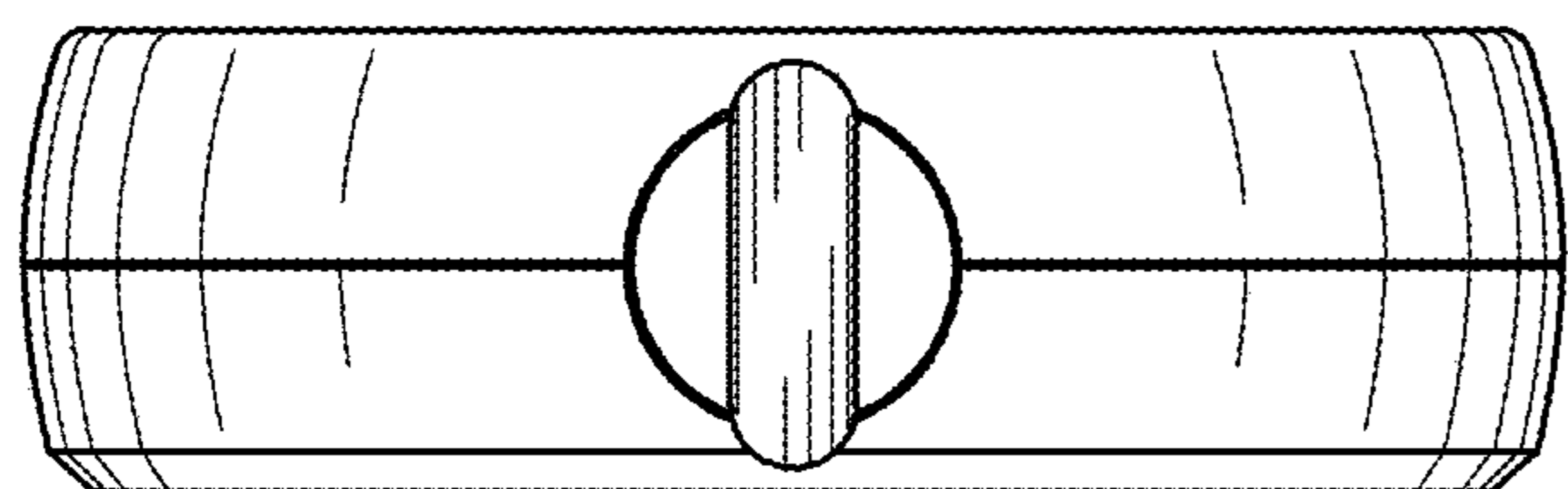


Fig. 5

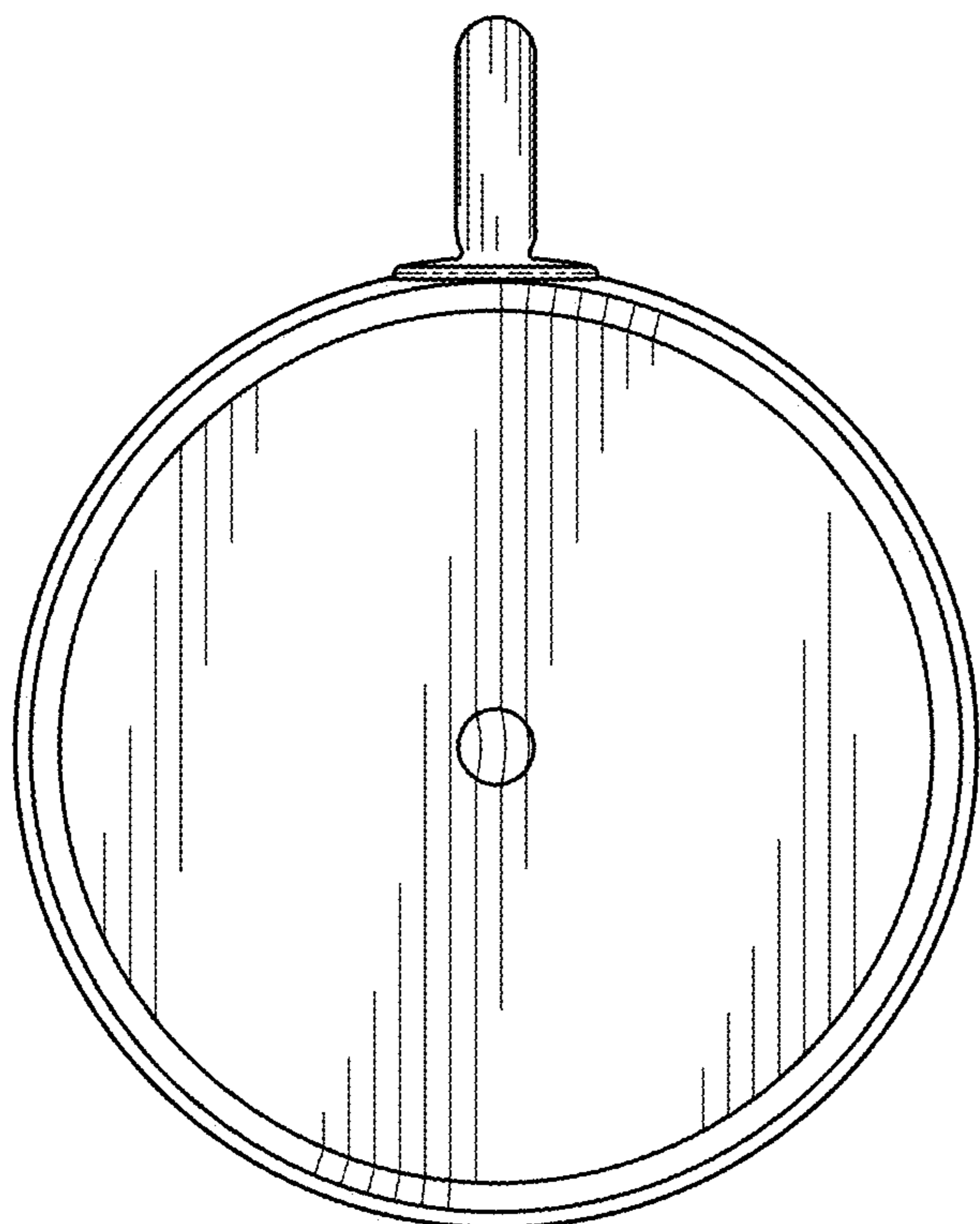


Fig. 6

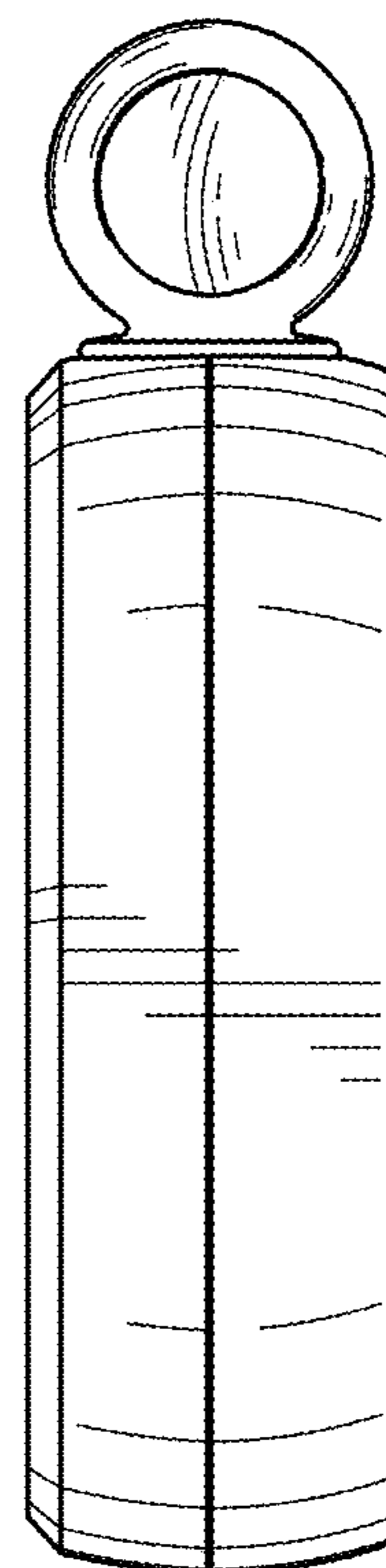


Fig. 7

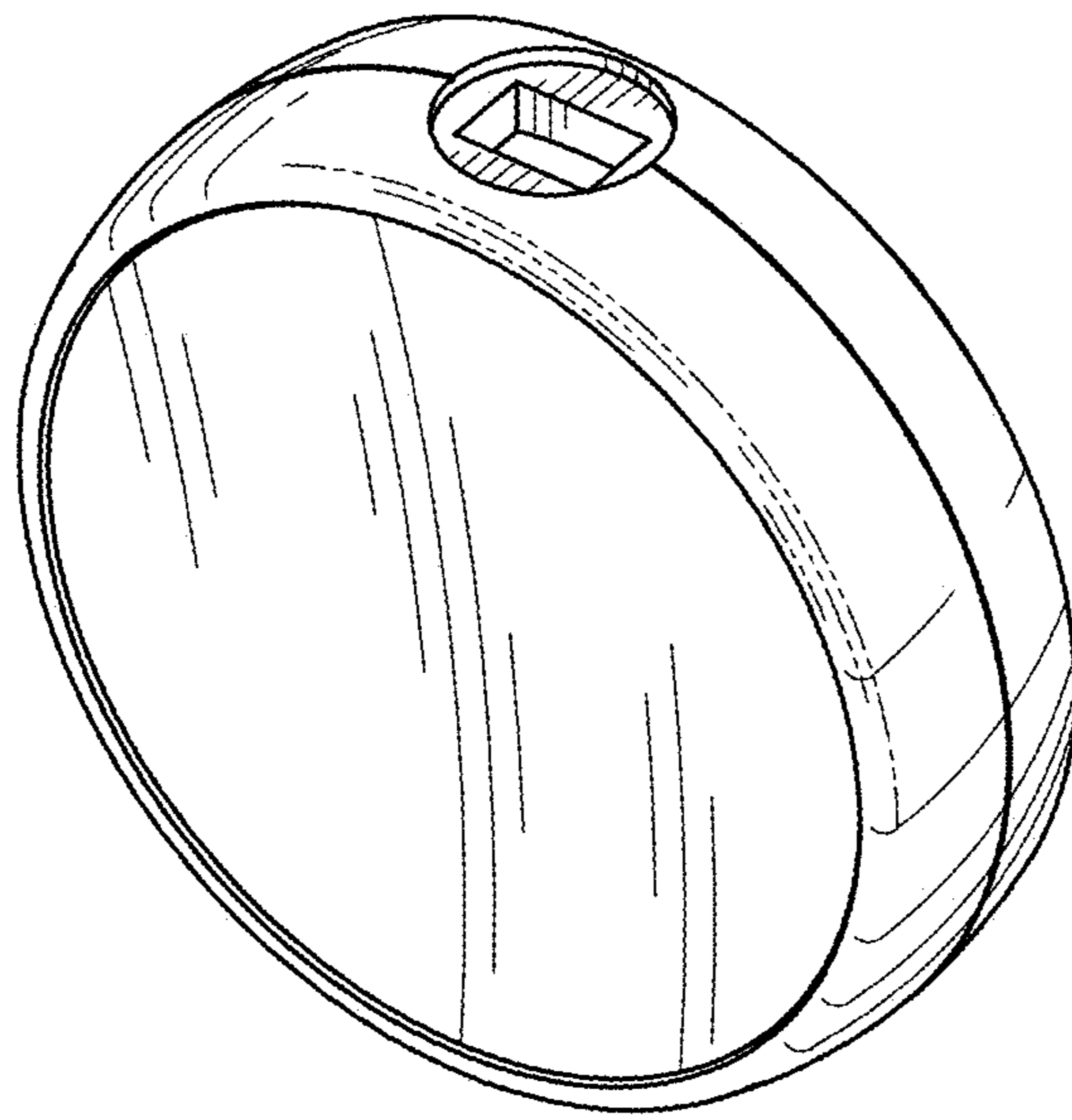


Fig. 8

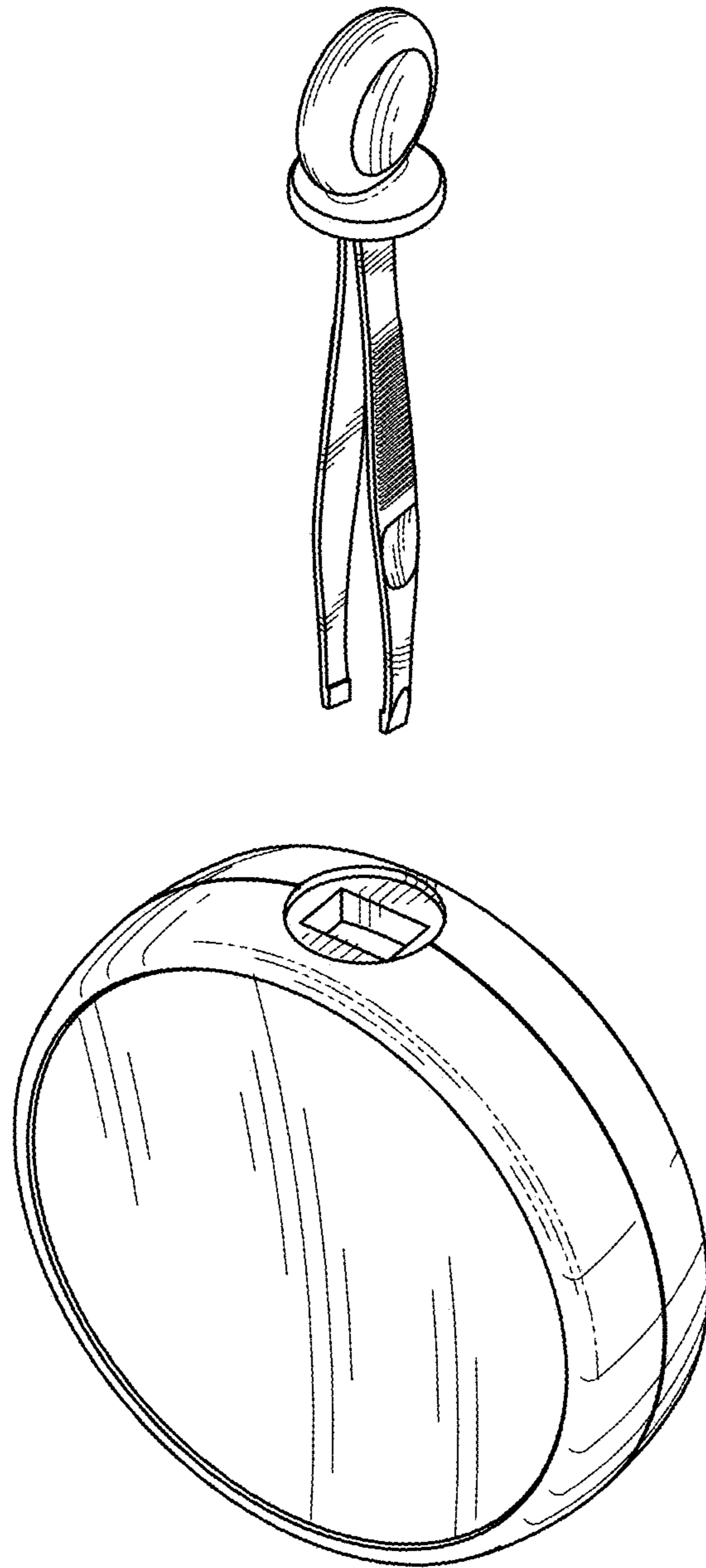


Fig. 9

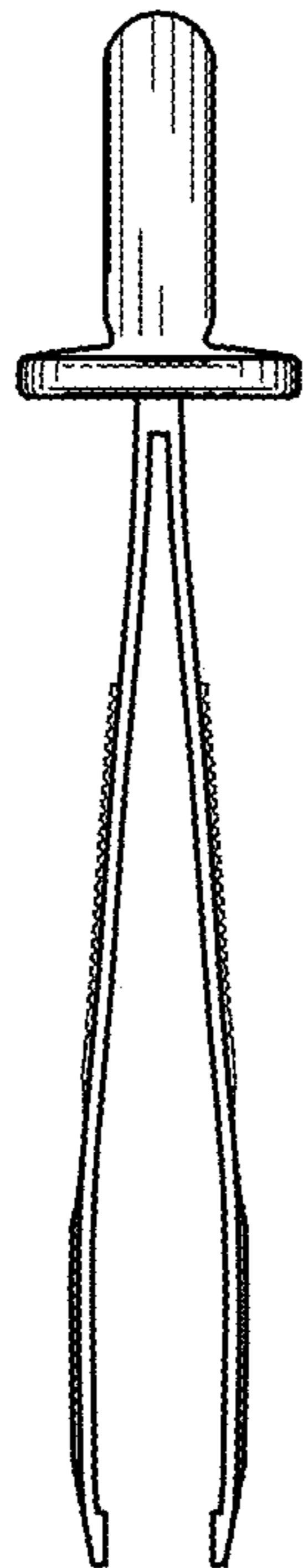


Fig. 10

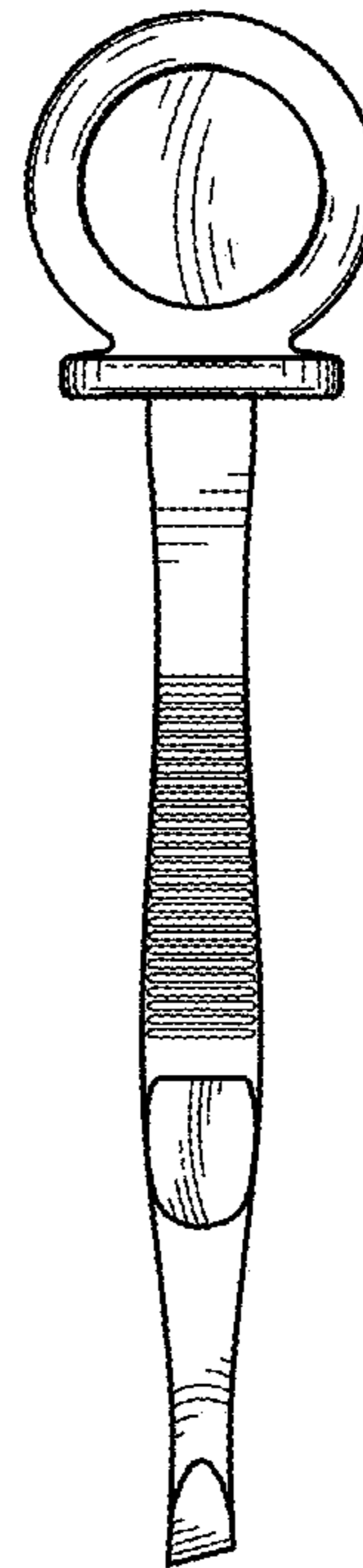


Fig. 11

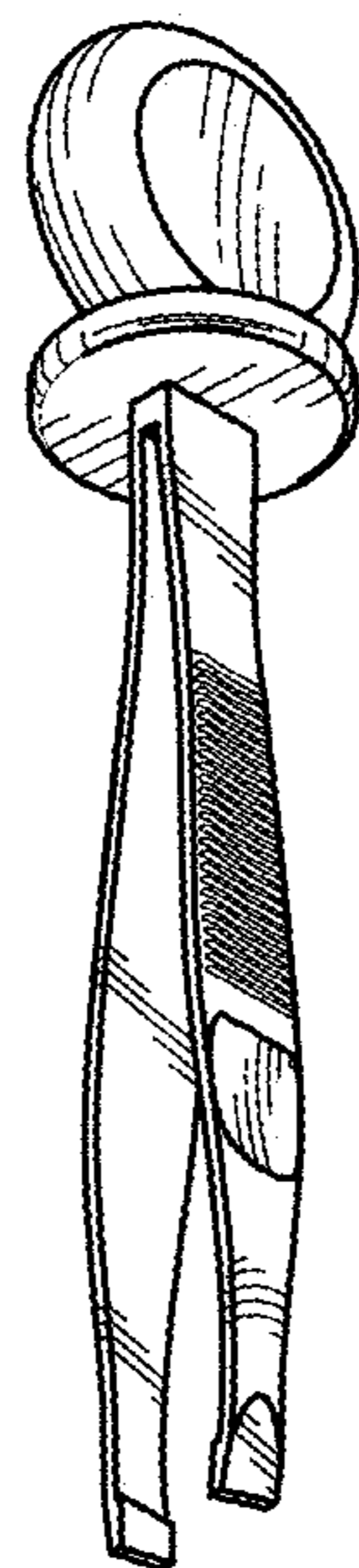


Fig. 12