



US00D938098S

(12) **United States Design Patent** (10) **Patent No.:** **US D938,098 S**
Jiang (45) **Date of Patent:** **** Dec. 7, 2021**

(54) **NAIL POLISHER**
(71) Applicant: **NINGBO ICLIPPER ELECTRIC APPLIANCE CO., LTD.**, Ningbo (CN)
(72) Inventor: **Qi Jiang**, Ningbo (CN)
(**) Term: **15 Years**
(21) Appl. No.: **29/719,037**
(22) Filed: **Dec. 31, 2019**
(51) **LOC (13) Cl.** **28-03**
(52) **U.S. Cl.**
USPC **D28/58; D28/59**
(58) **Field of Classification Search**
USPC D28/58-59
CPC A45D 29/007; A45D 29/05; A45D 29/14; A45D 29/06
See application file for complete search history.

D736,999 S * 8/2015 Yiu D28/58
D751,762 S * 3/2016 Hollinger D28/58
D756,788 S * 5/2016 Marchant D9/503
D769,529 S * 10/2016 Langberg D28/58
D781,496 S * 3/2017 Butler D28/58
D781,497 S * 3/2017 Butler D28/58
D841,250 S * 2/2019 Gobber D28/58
D887,083 S * 6/2020 Luo D28/59
D895,210 S * 9/2020 Wu D28/58
2005/0066987 A1 * 3/2005 Perlman A45D 29/007
132/74.5
2006/0137703 A1 * 6/2006 Kling A45D 29/05
132/73.6
2013/0092182 A1 * 4/2013 Stockbauer A61B 17/54
132/75.8
2015/0150353 A1 * 6/2015 Yiu A45D 29/14
132/75.6
2019/0075906 A1 * 3/2019 Ndachi A45D 34/041
2019/0150589 A1 * 5/2019 Jones A45D 40/24

* cited by examiner

Primary Examiner — Jennifer Rivard
(74) *Attorney, Agent, or Firm* — W&KIP

(56) **References Cited**
U.S. PATENT DOCUMENTS

D266,607 S * 10/1982 Choe D28/58
D314,068 S * 1/1991 Sulik D28/58
5,762,077 A * 6/1998 Griffiths, Jr. A45D 29/007
132/318
D405,232 S * 2/1999 Stevens D28/58
D418,944 S * 1/2000 Choi D28/58
D429,381 S * 8/2000 Pratt D28/58
D482,284 S * 11/2003 Cantone A45D 29/007
D9/502
6,640,811 B2 * 11/2003 Cho A45D 29/05
132/73.6
D511,400 S * 11/2005 Shubert D28/58
D511,401 S * 11/2005 Park D28/58
7,114,871 B2 * 10/2006 Thiebaut A45D 29/007
401/205
D603,561 S * 11/2009 Cho D28/58
D687,598 S * 8/2013 Amit D28/58

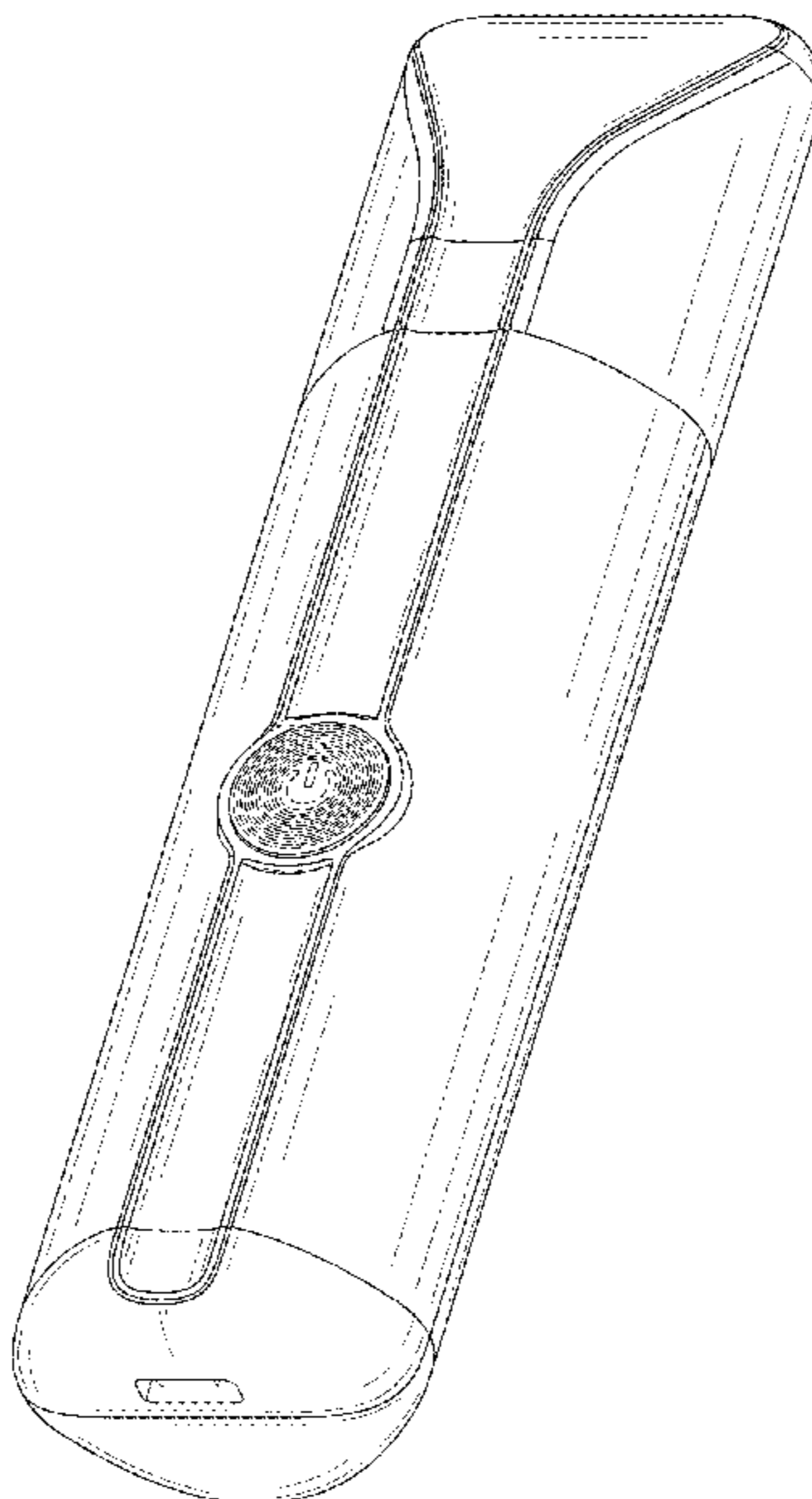
(57) **CLAIM**

The ornamental design for a nail polisher, as shown and described.

DESCRIPTION

FIG. 1 is a front elevational view of a nail polisher; FIG. 2 is a rear elevational view thereof; FIG. 3 is a left elevational view thereof; FIG. 4 is a right elevational view thereof; FIG. 5 is a top plan view thereof thereof; FIG. 6 is a bottom plan view thereof; FIG. 7 is a perspective view thereof; and, FIG. 8 is another perspective view thereof. The evenly-broken lines where present illustrate portions of the nail polisher that form no part of the claimed design.

1 Claim, 7 Drawing Sheets



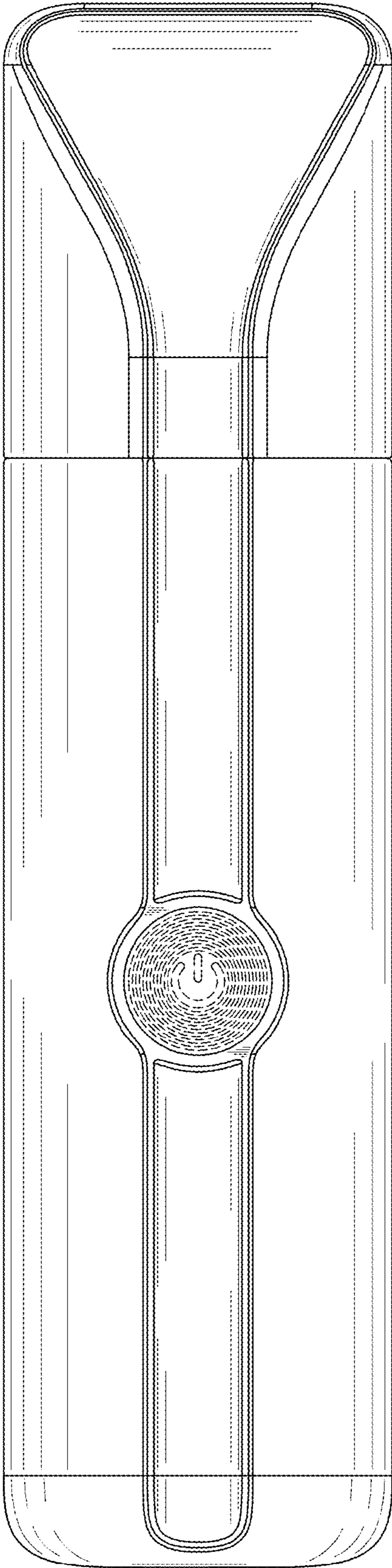


FIG.1




FIG.2




FIG.3

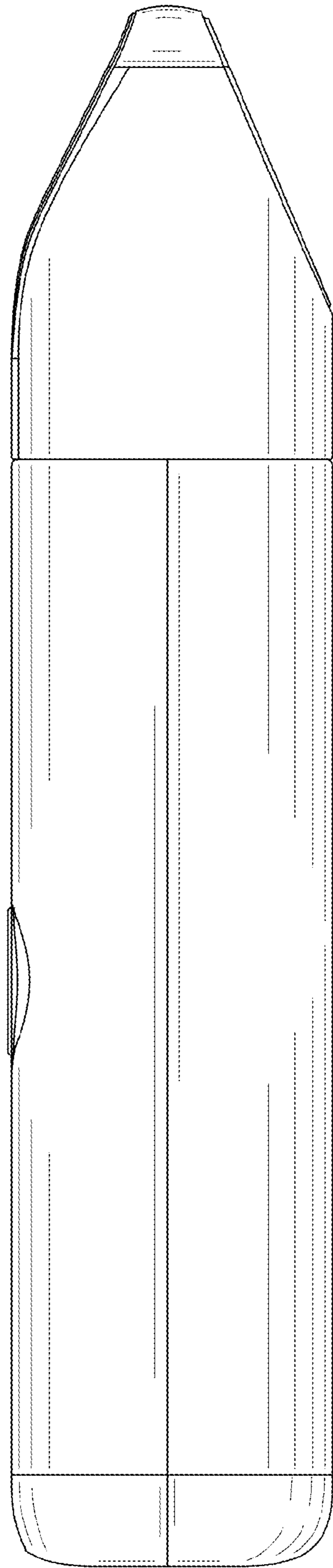


FIG.4

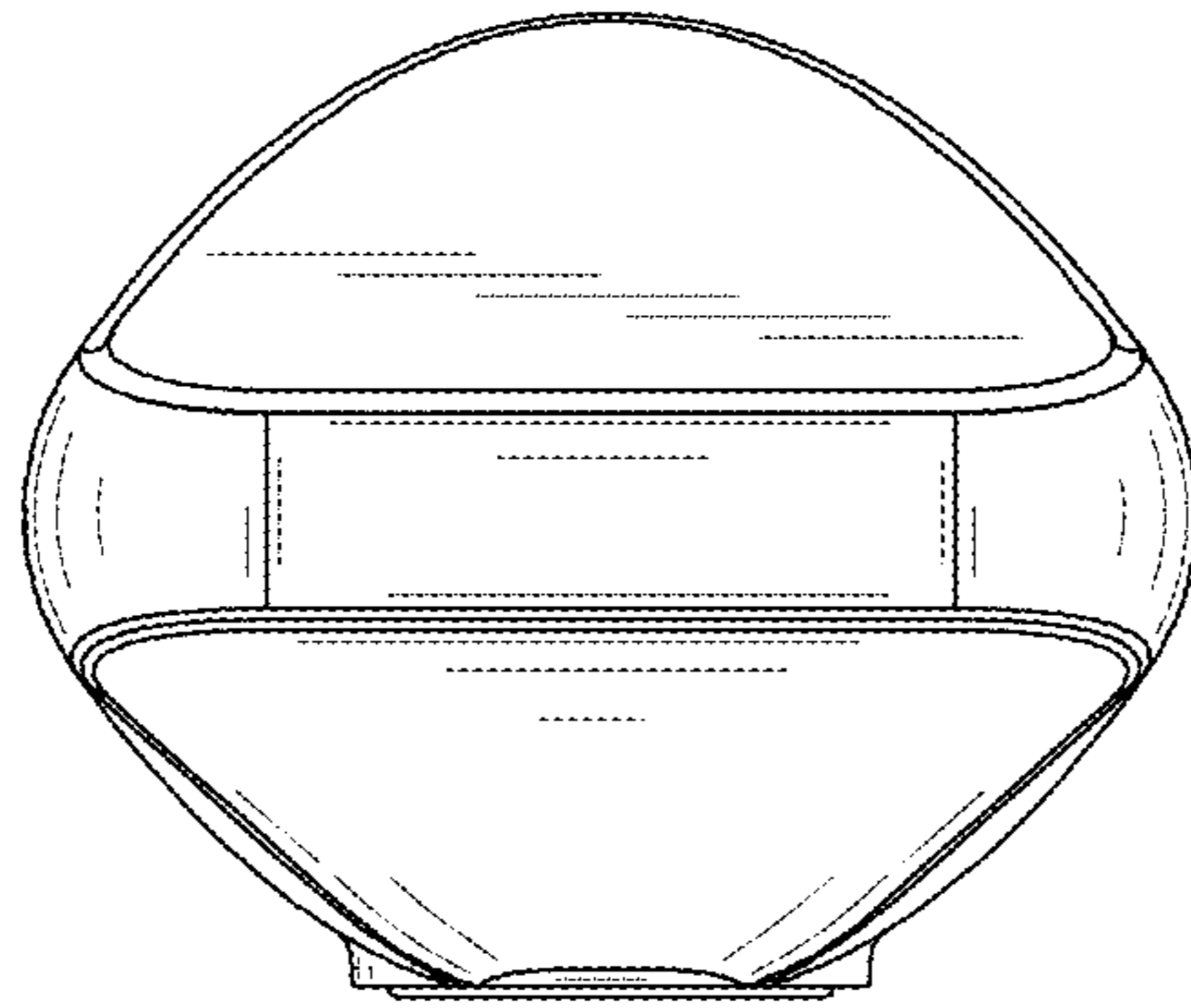


FIG.5

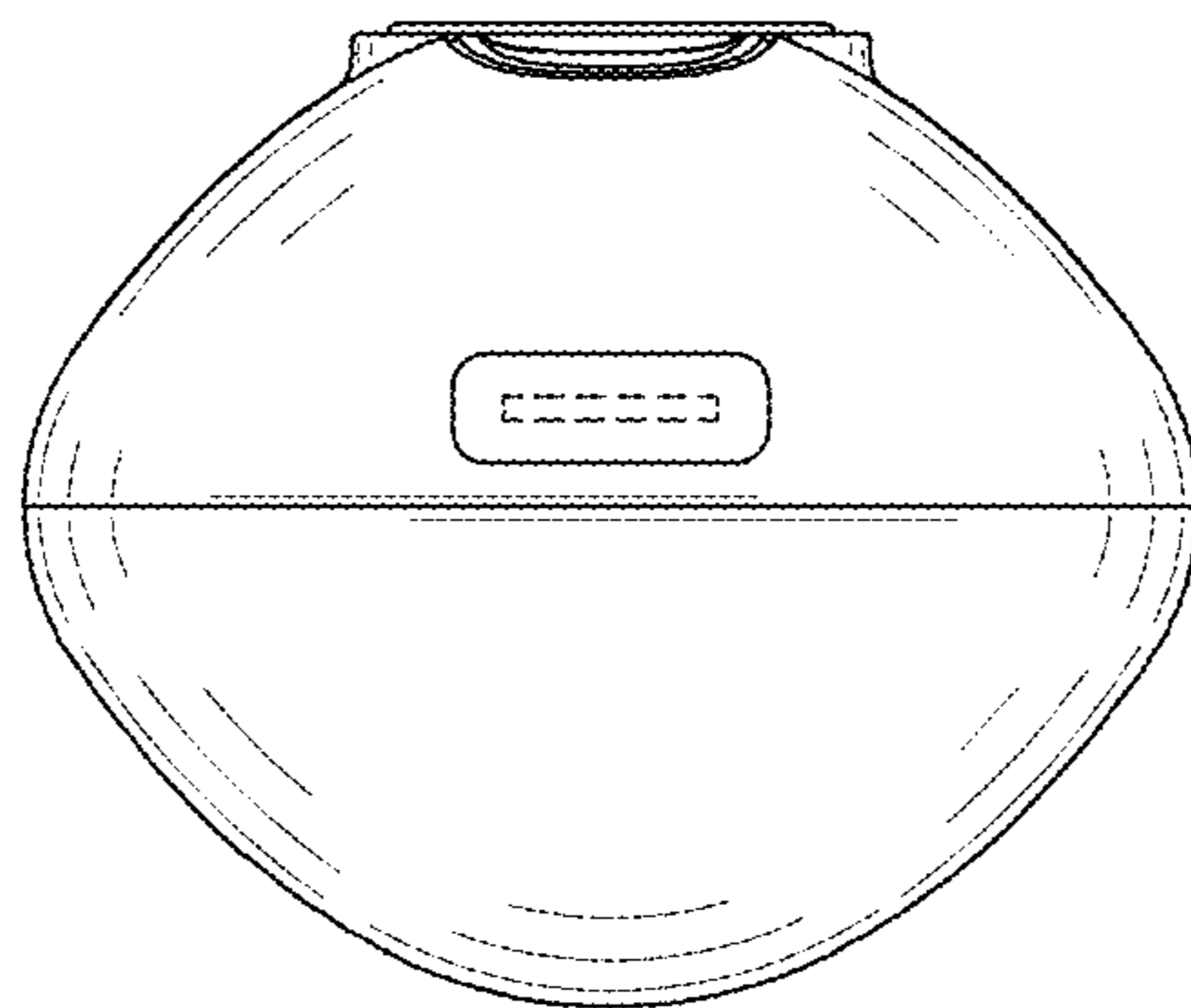


FIG.6

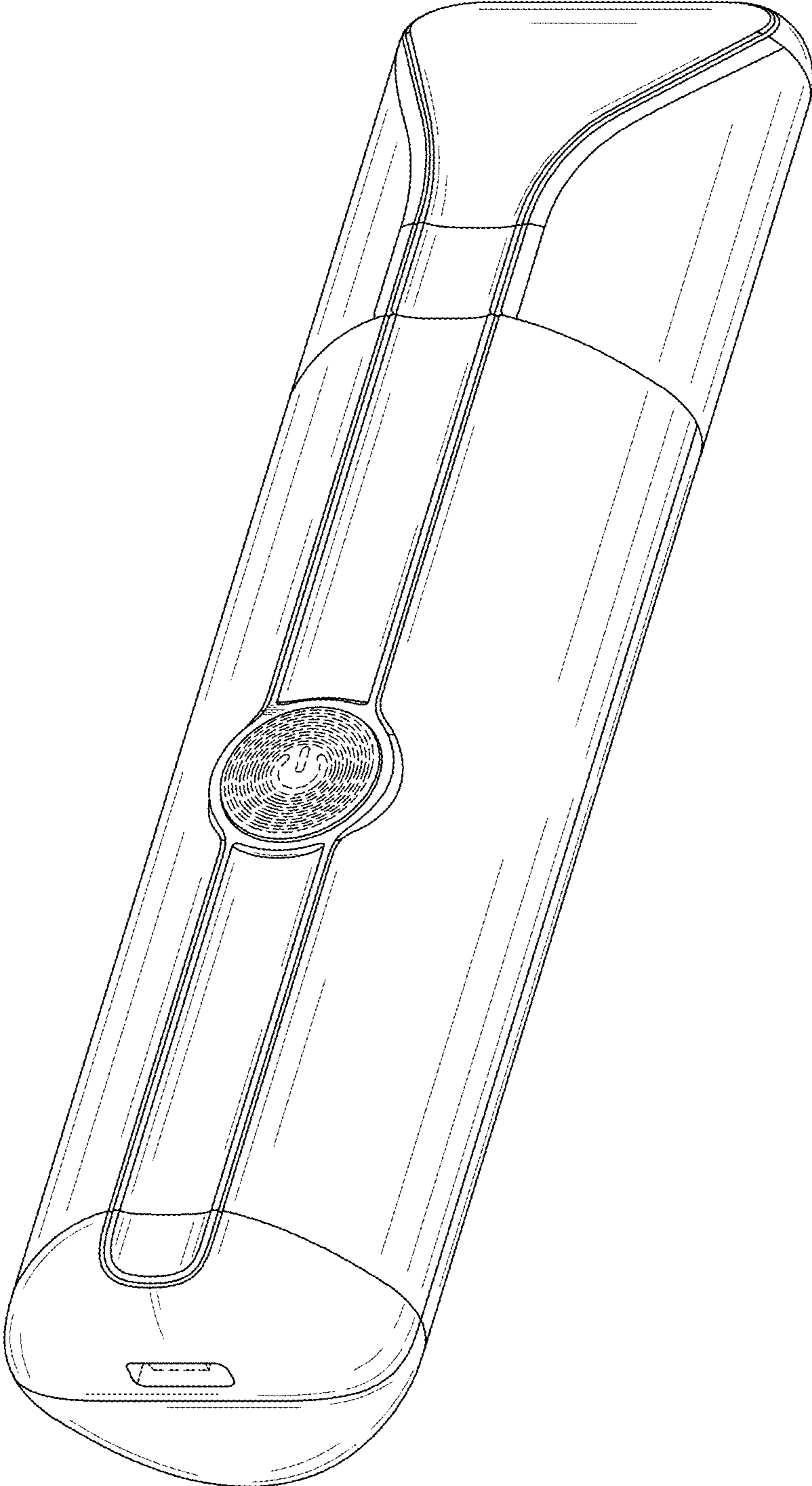


FIG.7

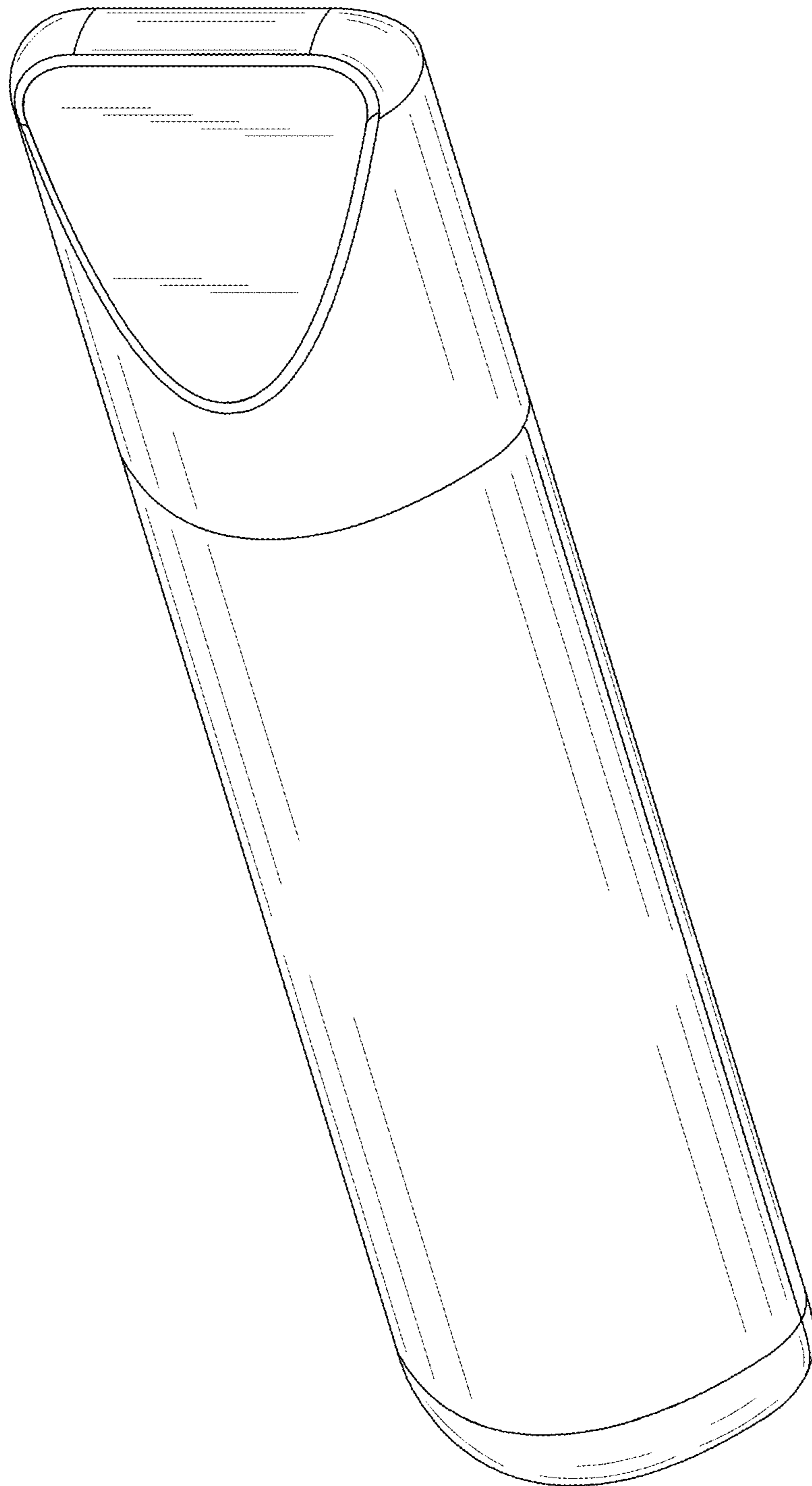


FIG.8