



US00D938096S

(12) **United States Design Patent** (10) **Patent No.:** **US D938,096 S**
Thomas (45) **Date of Patent:** **** Dec. 7, 2021**

(54) **HEADLAMP DAYTIME RUNNING LIGHT ARRANGEMENT**

Primary Examiner — Marcus A Jackson
(74) *Attorney, Agent, or Firm* — Reising Ethington P.C.

(71) Applicant: **JAGUAR LAND ROVER LIMITED**,
Coventry (GB)

(72) Inventor: **Gareth Thomas**, Coventry (GB)

(73) Assignee: **JAGUAR LAND ROVER LIMITED**,
Coventry (GB)

(**) Term: **15 Years**

(21) Appl. No.: **29/771,624**

(22) Filed: **Feb. 24, 2021**

Related U.S. Application Data

(62) Division of application No. 29/691,492, filed on May 16, 2019, now Pat. No. Des. 913,547.

(51) **LOC (13) Cl.** **26-99**

(52) **U.S. Cl.**
USPC **D26/139**

(58) **Field of Classification Search**
USPC D26/28-36, 139
CPC F21S 48/00; F21S 48/10; F21S 48/115;
F21S 48/225; F21S 48/1233; F21S
48/1266; F21S 48/1388; F21S 48/2268;
F21V 21/04; F21V 29/004; B60Q 9/13;
B60Q 9/135; B60Q 9/1375

See application file for complete search history.

(56) **References Cited**

U.S. PATENT DOCUMENTS

D485,936 S *	1/2004	Tsai	D26/139
D487,819 S *	3/2004	Tsai	D26/139
D494,706 S *	8/2004	Tsai	D26/139
D717,993 S *	11/2014	Platto	D26/139
D762,324 S *	7/2016	Egly	D26/139

* cited by examiner

(57) **CLAIM**

The ornamental design for a headlamp daytime running light arrangement, as shown and described.

DESCRIPTION

FIG. 1 is a front left perspective view of a headlamp daytime running light arrangement, with the arrangement shown in broken lines;

FIG. 2 is a front view thereof;

FIG. 3 is a left side view thereof;

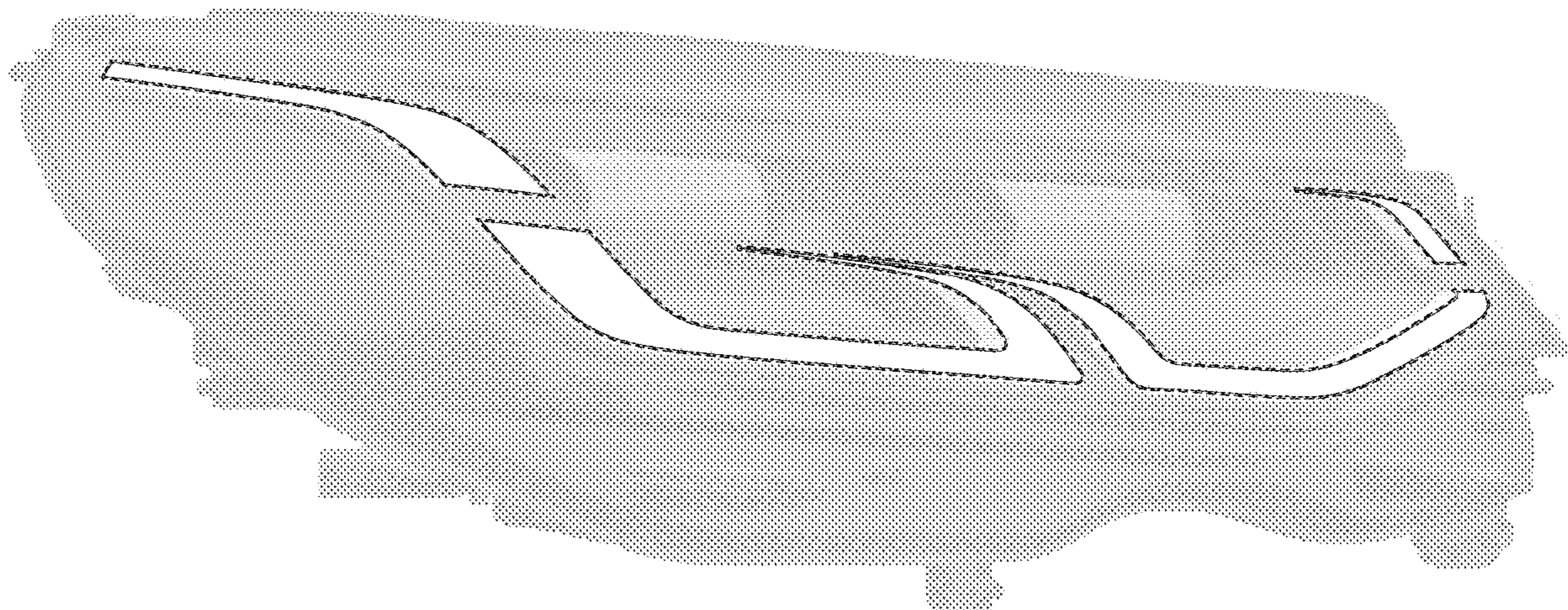
FIG. 4 is a top view thereof;

FIG. 5 is another front view thereof, but with the headlamp daytime running light arrangement located on a vehicle that is depicted in half tones, the vehicle being unclaimed but included to show environment;

FIG. 6 shows a variation thereof, with the same headlamp daytime running light arrangement that is located on the left side of the vehicle in FIG. 5, plus a mirror image headlamp daytime running light arrangement also located on the right side of the same unclaimed vehicle, with the unclaimed vehicle again depicted in half tones and included to show environment; and,

FIG. 7 is similar to FIG. 6, except that, for visual clarity, a darker shade is used to show the activated, or illuminated, state of the various portions of the headlamp daytime running light arrangement, in inverted fashion, with those darker shades also bounded by broken lines which form no part of the claimed design. The darker shade itself forms no part of the claimed design, and the lighter tones which surround the broken lines are included for environmental purposes and form no part of the claimed design.

1 Claim, 7 Drawing Sheets



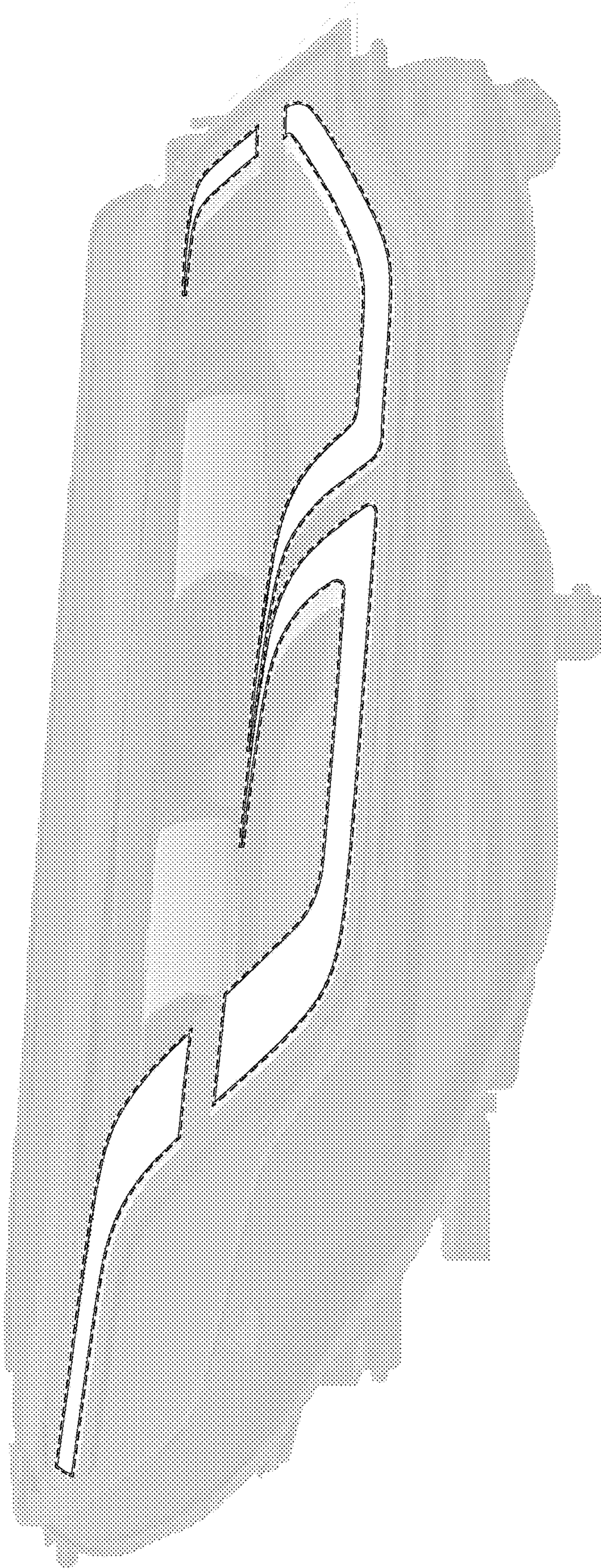


FIG. 1

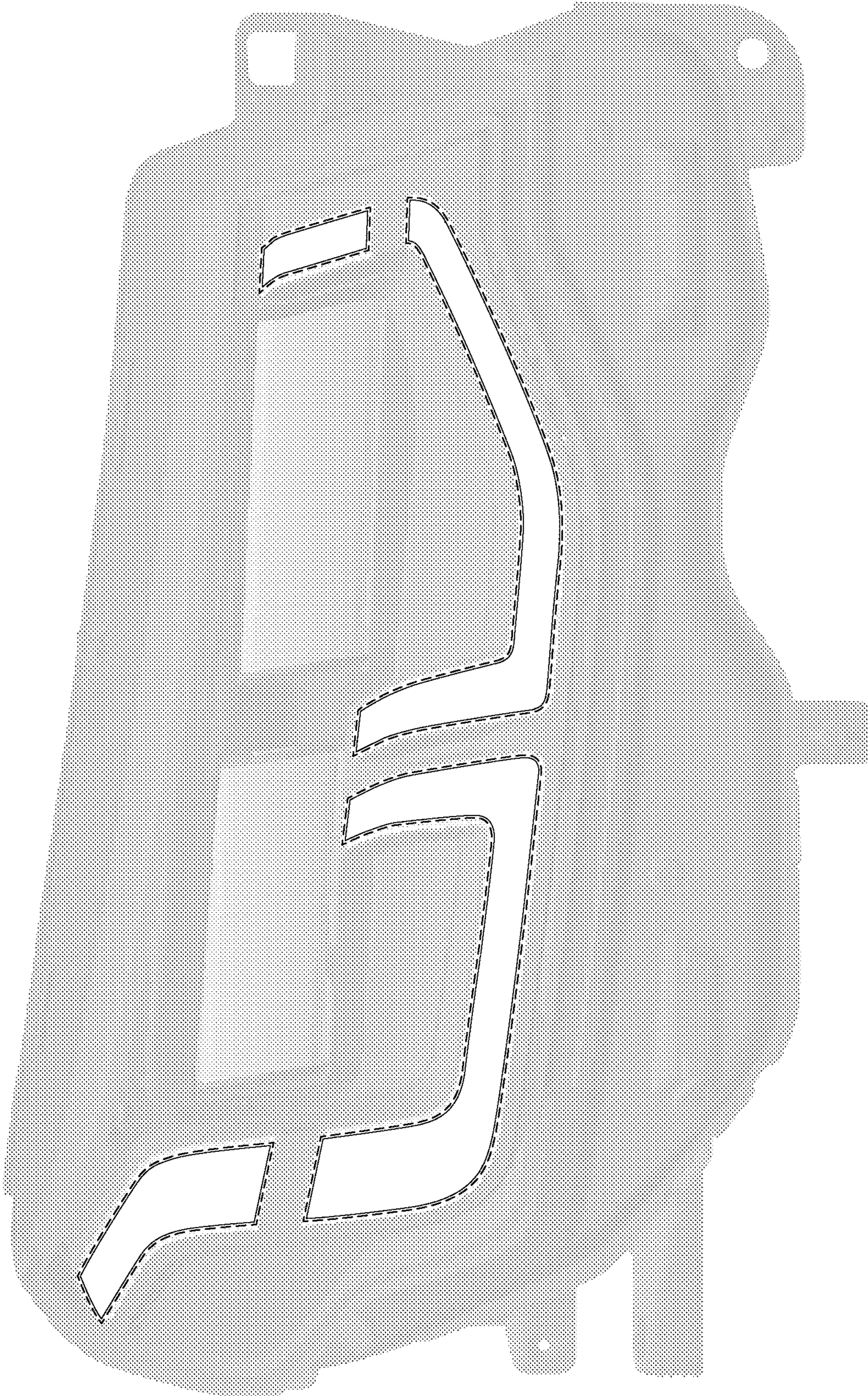


FIG. 2

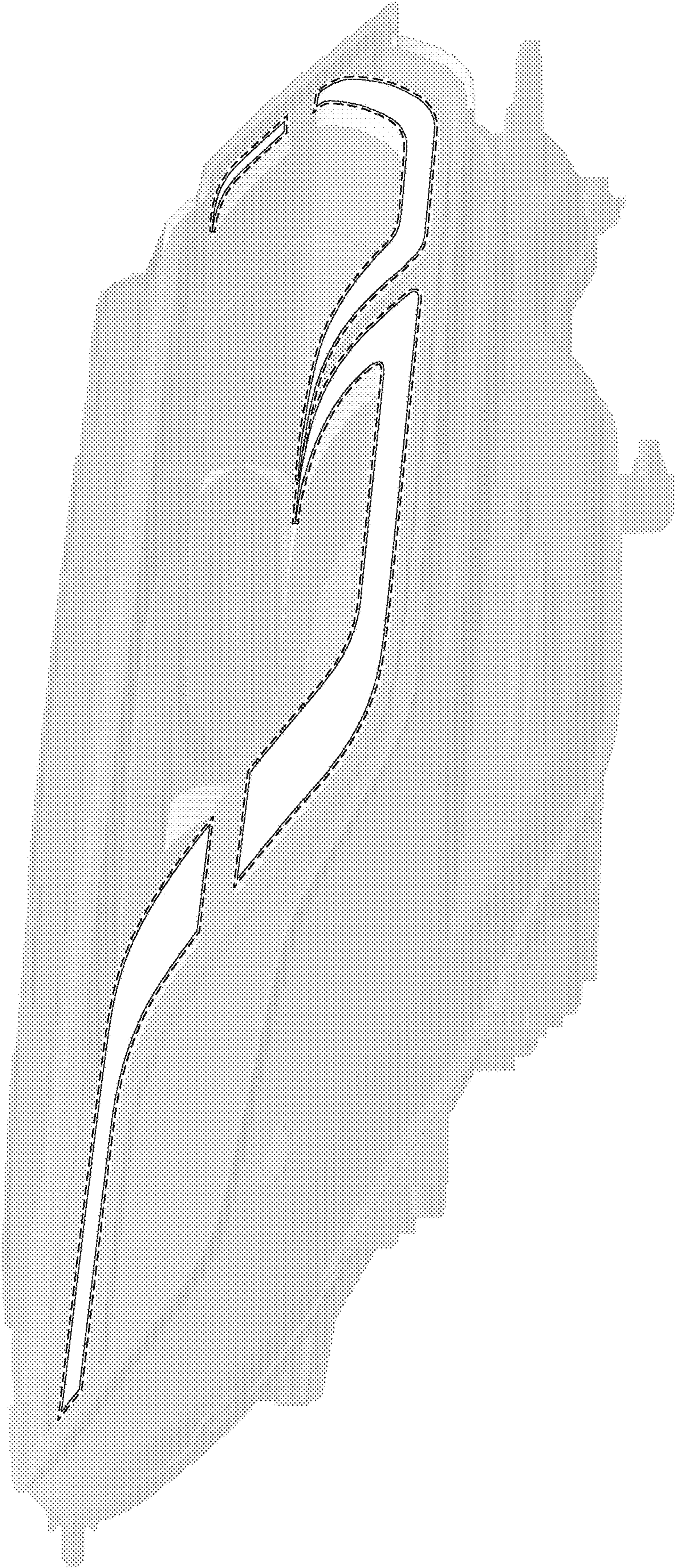


FIG. 3

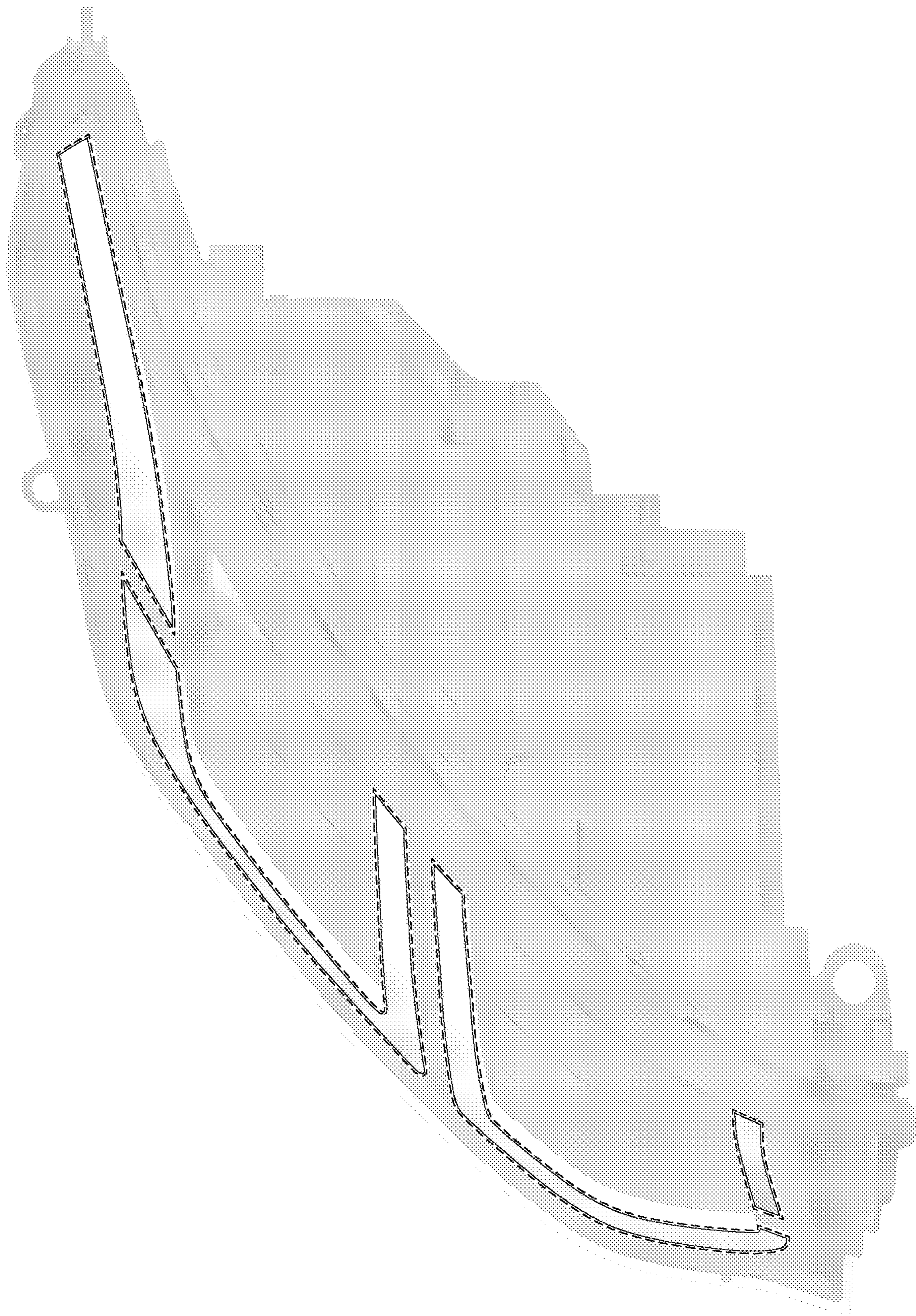


FIG. 4



FIG. 5



FIG. 6



FIG. 7