



US00D938080S

(12) **United States Design Patent** (10) **Patent No.:** **US D938,080 S**
Li (45) **Date of Patent:** **** Dec. 7, 2021**

- (54) **LED LAMP HAT**
- (71) Applicant: **PINGXIANG WEIKANG HEALTH MANAGEMENT CO., LTD.,**
Pingxiang (CN)
- (72) Inventor: **Wei Li, Pingxiang (CN)**
- (73) Assignee: **PINGXIANG WEIKANG HEALTH MANAGEMENT CO., LTD.,**
Pingxiang (CN)
- (**) Term: **15 Years**
- (21) Appl. No.: **29/767,964**
- (22) Filed: **Jan. 26, 2021**
- (51) **LOC (13) Cl.** **26-02**
- (52) **U.S. Cl.**
USPC **D26/38**
- (58) **Field of Classification Search**
USPC D26/37-51, 56
CPC F21L 4/00; F21L 4/02; F21L 4/04; F21L 4/08; F21L 4/025; F21L 4/027; F21L 7/00; F21L 11/00; F21L 13/00; F21L 13/04; F21L 13/08; F21L 14/02; F21L 17/00; F21L 19/00; F21L 25/00
See application file for complete search history.

D748,375 S 2/2016 Frazer
D809,173 S * 1/2018 Schneider D26/51
D813,499 S 3/2018 Leemet

* cited by examiner
Primary Examiner — Marcus A Jackson
(74) *Attorney, Agent, or Firm* — True Shepherd LLC;
Andrew C. Cheng

(57) **CLAIM**

The ornamental design for a LED lamp hat, as shown and described.

DESCRIPTION

FIG. 1 is a perspective view of a LED lamp hat showing my new design;
FIG. 2 is a front view thereof;
FIG. 3 is a rear view thereof;
FIG. 4 is a left side view thereof;
FIG. 5 is a right side view thereof;
FIG. 6 is a top plan view thereof; and,
FIG. 7 is a bottom plan view thereof.
The broken lines shown in the drawings depict portions of the LED lamp hat that form no part of the claimed design.

- (56) **References Cited**
U.S. PATENT DOCUMENTS
D637,750 S * 5/2011 Griffiths D26/51
D733,406 S 7/2015 Averahami et al.

1 Claim, 7 Drawing Sheets






FIG.1




FIG.2



FIG.3



FIG.4



FIG.5




FIG.6




FIG.7