



US00D938073S

(12) **United States Design Patent**
Ruan

(10) **Patent No.:** **US D938,073 S**

(45) **Date of Patent:** **** Dec. 7, 2021**

(54) **STRING LIGHT**

(71) Applicant: **Mengyuan Ruan**, Xianning (CN)

(72) Inventor: **Mengyuan Ruan**, Xianning (CN)

(**) Term: **15 Years**

(21) Appl. No.: **29/766,150**

(22) Filed: **Jan. 13, 2021**

(51) **LOC (13) Cl.** **26-04**

(52) **U.S. Cl.**
USPC **D26/25**

(58) **Field of Classification Search**

USPC D26/2, 24, 25, 61, 63, 65, 72, 81, 83, 92
CPC .. F21S 8/036; F21S 8/038; F21S 8/043; F21S
8/081; F21S 8/083; F21S 8/085; F21S
8/086; F21S 8/088; F21S 13/10; F21S
9/03; F21S 9/035; F21S 9/037; F21S
10/063; F21S 6/003

See application file for complete search history.

(56) **References Cited**

U.S. PATENT DOCUMENTS

D573,506 S *	7/2008	Kaiser	D11/117
D576,070 S *	9/2008	Tsai	D11/117
D595,181 S *	6/2009	Broel	D11/117
D778,468 S	2/2017	van der Lande	
D873,445 S	1/2020	Chen	
D914,253 S *	3/2021	Kuang	D26/25
D918,441 S *	5/2021	Liu	D26/25
D919,127 S *	5/2021	Zhou	D26/4
D919,132 S *	5/2021	Du	D26/25
D925,783 S *	7/2021	Xiao	D26/25

* cited by examiner

Primary Examiner — Mark A Goodwin
Assistant Examiner — Benjamin M Weeks

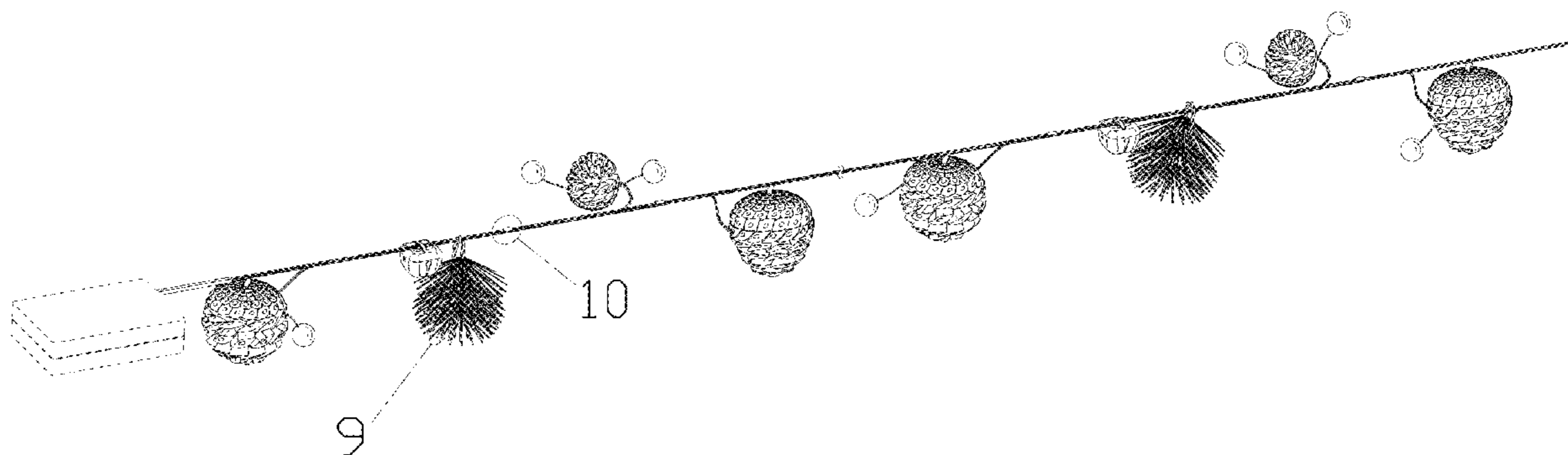
(57) **CLAIM**

The ornamental design for a string light, as shown and described.

DESCRIPTION

FIG. 1 is a perspective view of a string light showing my new design;
FIG. 2 is another perspective view thereof;
FIG. 3 is a front elevational view thereof;
FIG. 4 is a rear elevational view thereof;
FIG. 5 is a left side elevational view thereof;
FIG. 6 is a right side elevational view thereof;
FIG. 7 is a top plan view thereof;
FIG. 8 is a bottom plan view thereof;
FIG. 9 is an enlarged view of portion 9 shown in FIG. 1;
FIG. 10 is an enlarged view of portion 10 shown in FIG. 1;
and,
FIG. 11 is an enlarged view of portion 11 shown in FIG. 2.
The string light is shown with a symbolic break in its length and the appearance of any portion of the string light between the break lines form no part of the claimed design. The broken lines in the drawings depict portions of the string light that form no part of the claimed design. The long dash short dash broken lines that appear in FIGS. 1 and 2 denote the enlarged portions of FIGS. 9, 10 and 11 and form no part of the claimed design.

1 Claim, 11 Drawing Sheets



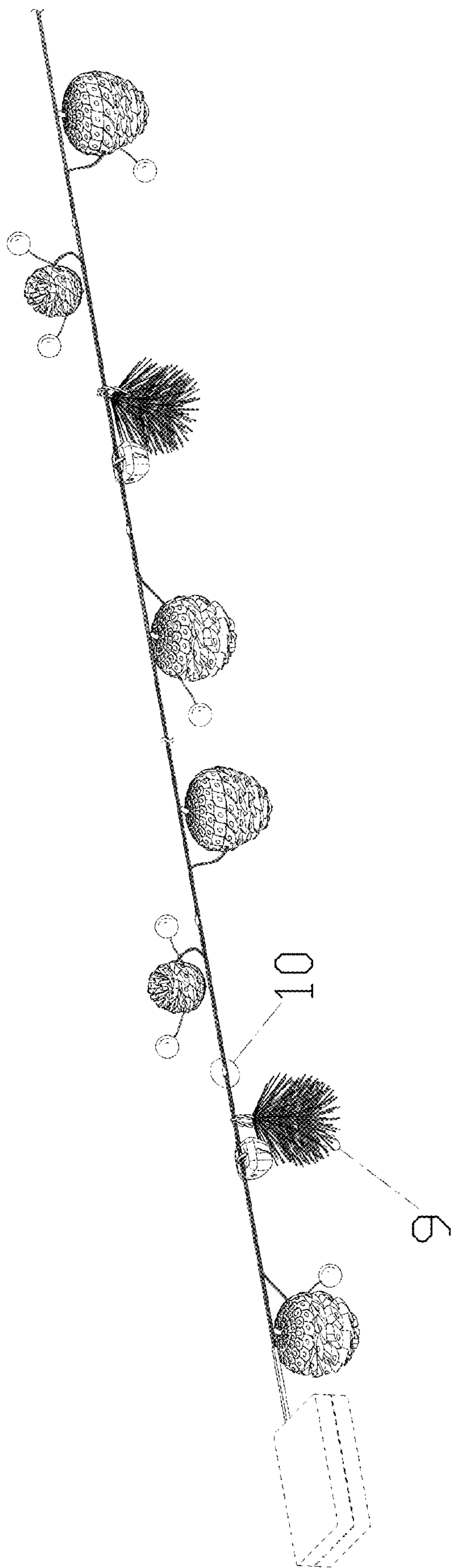


FIG. 1

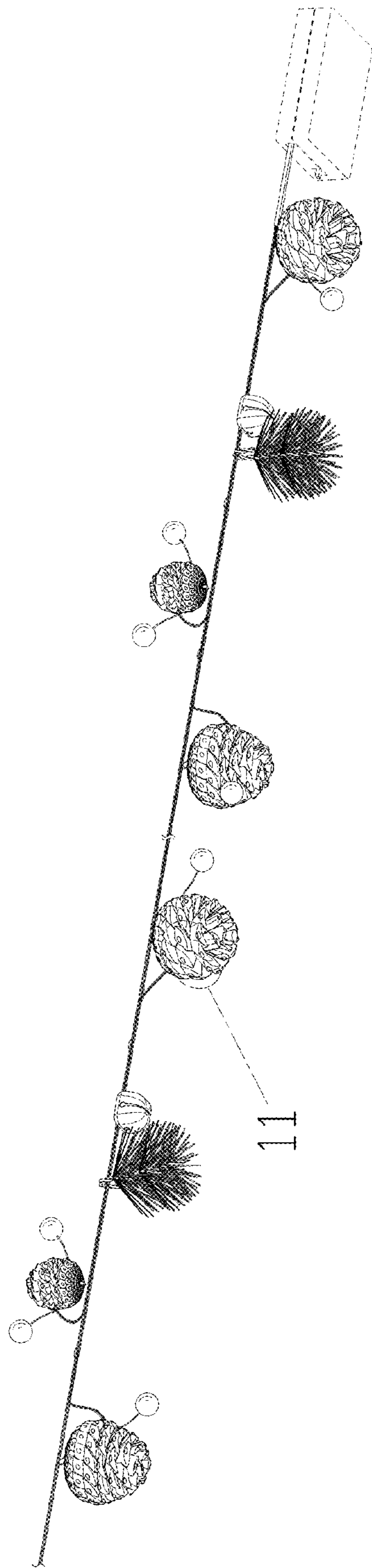


FIG. 2

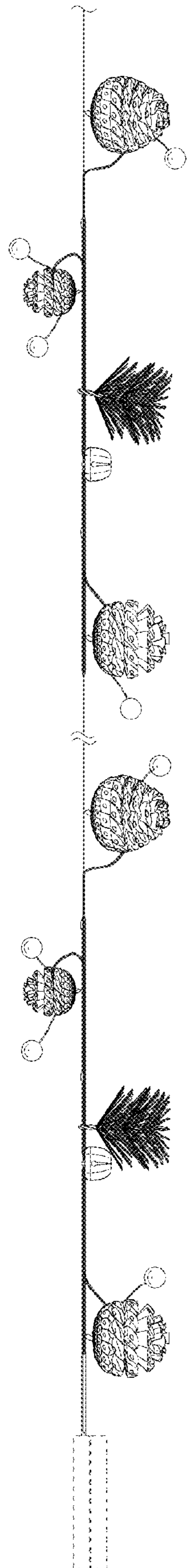


FIG. 3

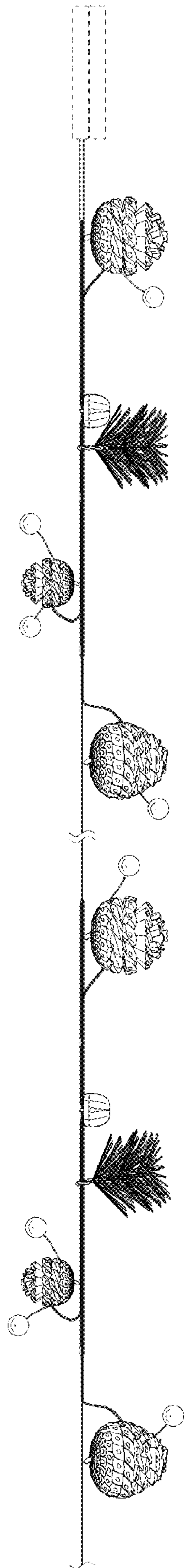


FIG. 4

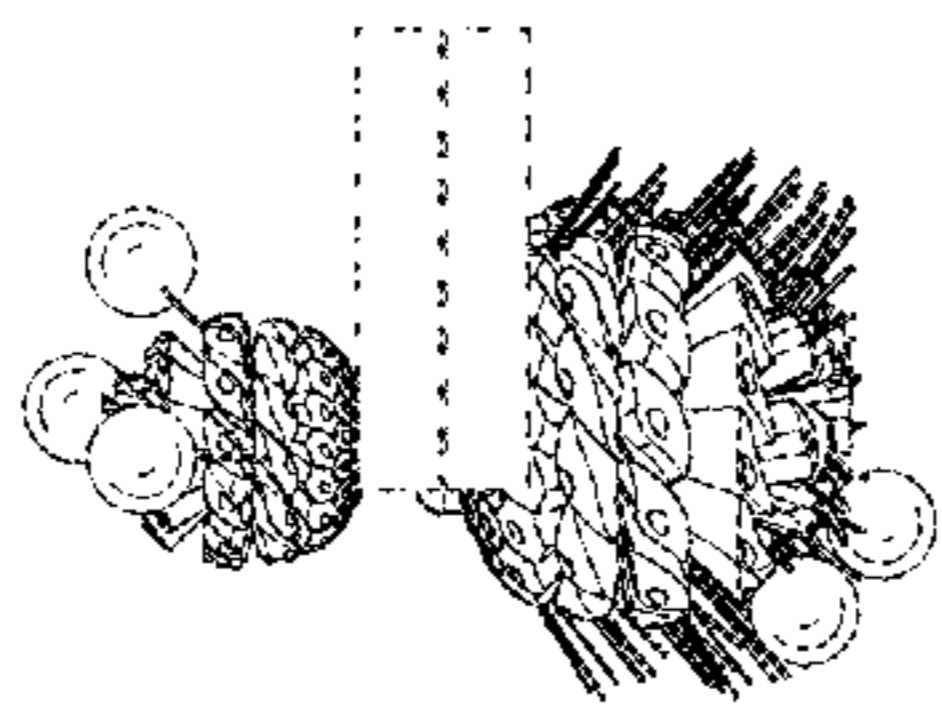


FIG. 5

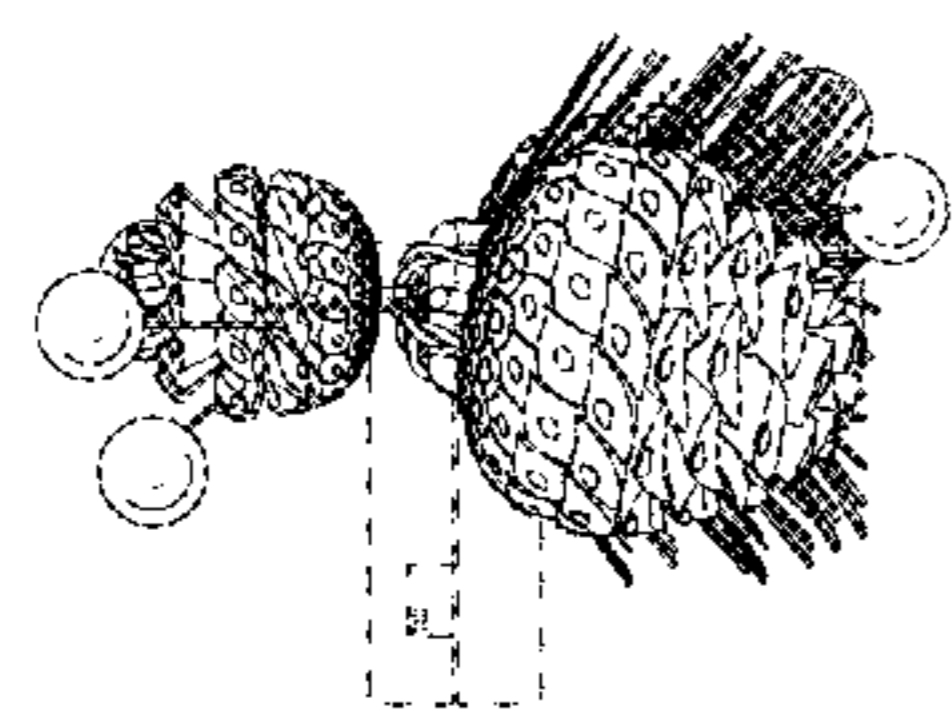


FIG. 6

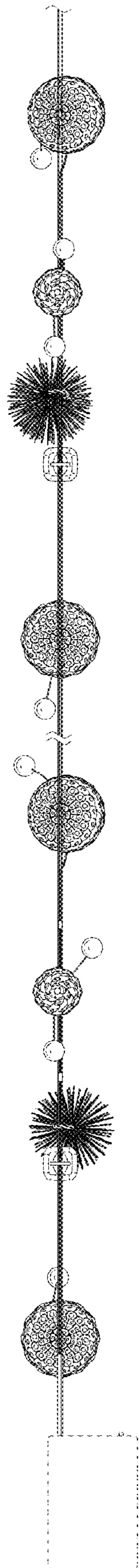


FIG. 7

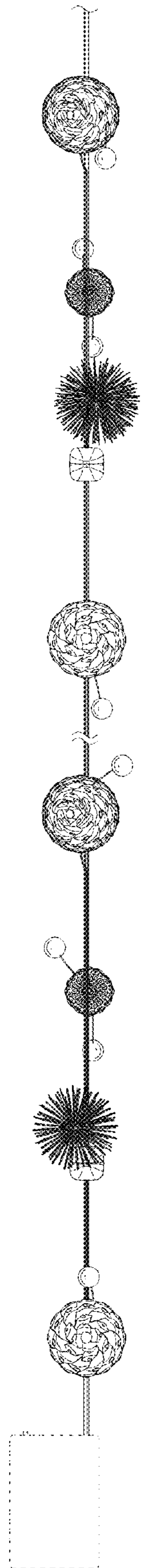


FIG. 8



FIG. 9

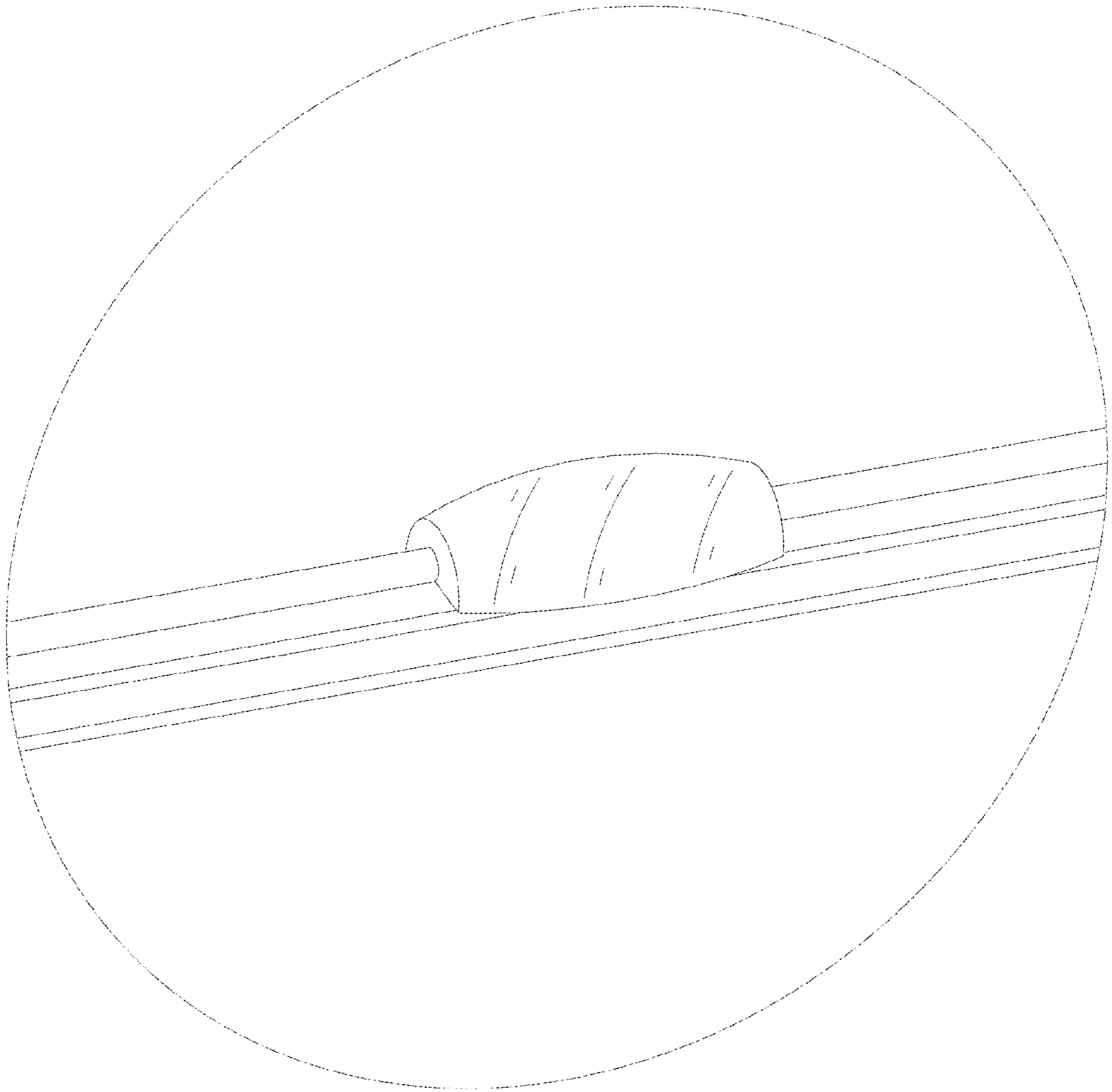


FIG. 10

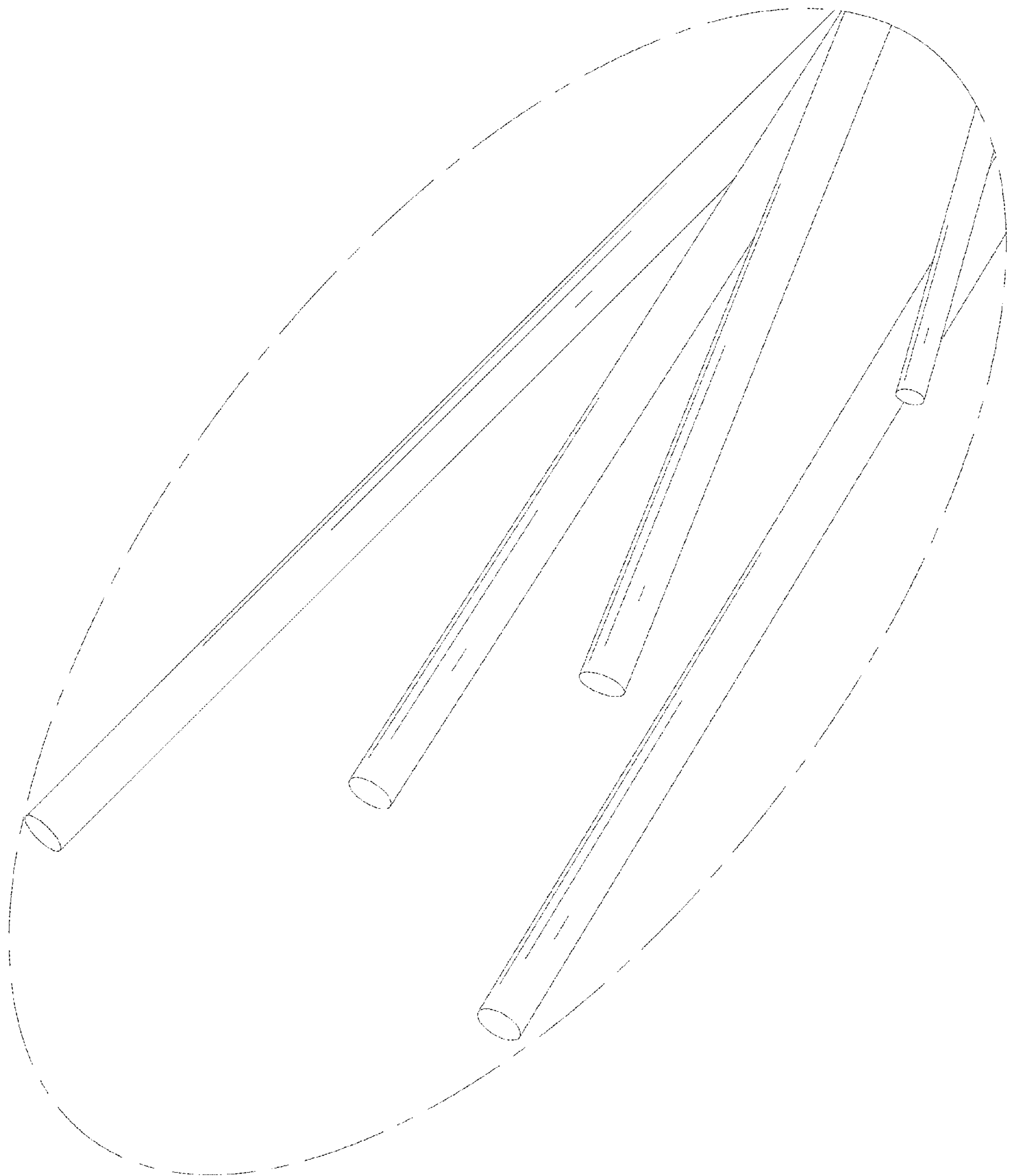


FIG. 11