



US00D938066S

(12) **United States Design Patent**  
**Aagerup**

(10) **Patent No.:** **US D938,066 S**

(45) **Date of Patent:** **\*\* Dec. 7, 2021**

(54) **BUILDING ANCHOR**

(71) Applicant: **FAM. AG HOLDING APS**, Slangerup (DK)

(72) Inventor: **Carsten Aagerup**, Hillerød (DK)

(\*\*) Term: **15 Years**

(21) Appl. No.: **35/506,000**

(22) Filed: **Aug. 7, 2018**

(80) **Hague Agreement Data**

Int. Filing Date: **Aug. 7, 2018**

Int. Reg. No.: **DM/103436**

Int. Reg. Date: **Aug. 7, 2018**

Int. Reg. Pub. Date: **Nov. 9, 2018**

(51) **LOC (13) Cl.** ..... **25-02**

(52) **U.S. Cl.**  
USPC ..... **D25/61**

(58) **Field of Classification Search**

USPC ..... D8/355, 349, 354, 387; D14/224, 299;  
D25/66, 62, 61, 12

CPC .... E02D 5/801; E02D 27/14; E04F 15/02183;  
E04F 15/02044

See application file for complete search history.

(56) **References Cited**

**U.S. PATENT DOCUMENTS**

D258,418 S \* 3/1981 McDonald, Jr. .... D8/382  
4,923,165 A \* 5/1990 Cockman ..... E02D 5/801  
248/156

D363,755 S \* 10/1995 Diederich ..... D21/840  
D397,401 S \* 8/1998 Diederich ..... D21/840  
D543,438 S \* 5/2007 Walker ..... D8/354  
D550,071 S \* 9/2007 Powell ..... D8/387  
8,844,209 B1 \* 9/2014 Oliver ..... E02D 27/50  
52/23  
9,357,829 B1 \* 6/2016 Ikier ..... A45F 3/44  
D829,087 S \* 9/2018 Law ..... D8/387  
D863,050 S \* 10/2019 Chao ..... D8/387  
2005/0188627 A1 \* 9/2005 Alberts ..... E02D 5/801  
52/166  
2019/0186097 A1 \* 6/2019 Oliver ..... E02D 5/801

\* cited by examiner

*Primary Examiner* — Eliza Z Bennett-Hattan

(57) **CLAIM**

The ornamental design for a building anchor, as shown and described.

**DESCRIPTION**

1.-6. Building Anchor

Figure 1.1 is a perspective view of our new design for a building anchor.

Figure 1.2 is a front side elevation view of Figure 1.1.

Figure 1.3 is a back side elevation view of Figure 1.1.


Figure 1.4 is a left side elevation view of Figure 1.1.

Figure 1.5 is a top side plan view of Figure 1.1.

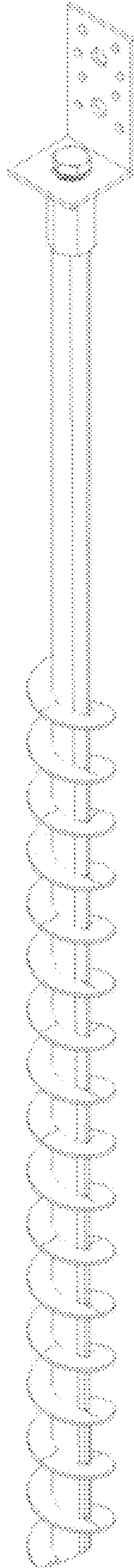
Figure 1.6 is a bottom side plan view of Figure 1.1.

Figure 1.7 is an enlarged view of Figure 1.5.

**1 Claim, 7 Drawing Sheets**



1.1



1.2



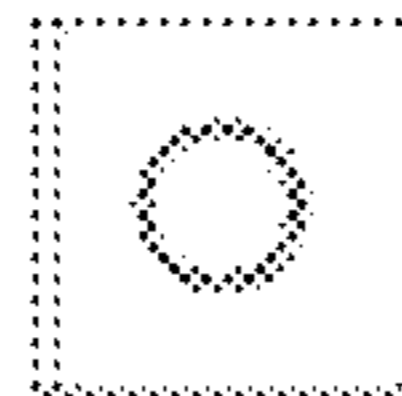
1.3



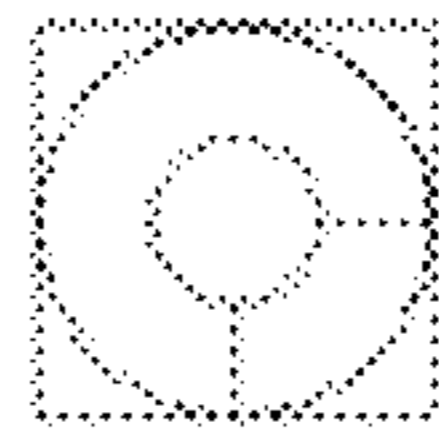
1.4

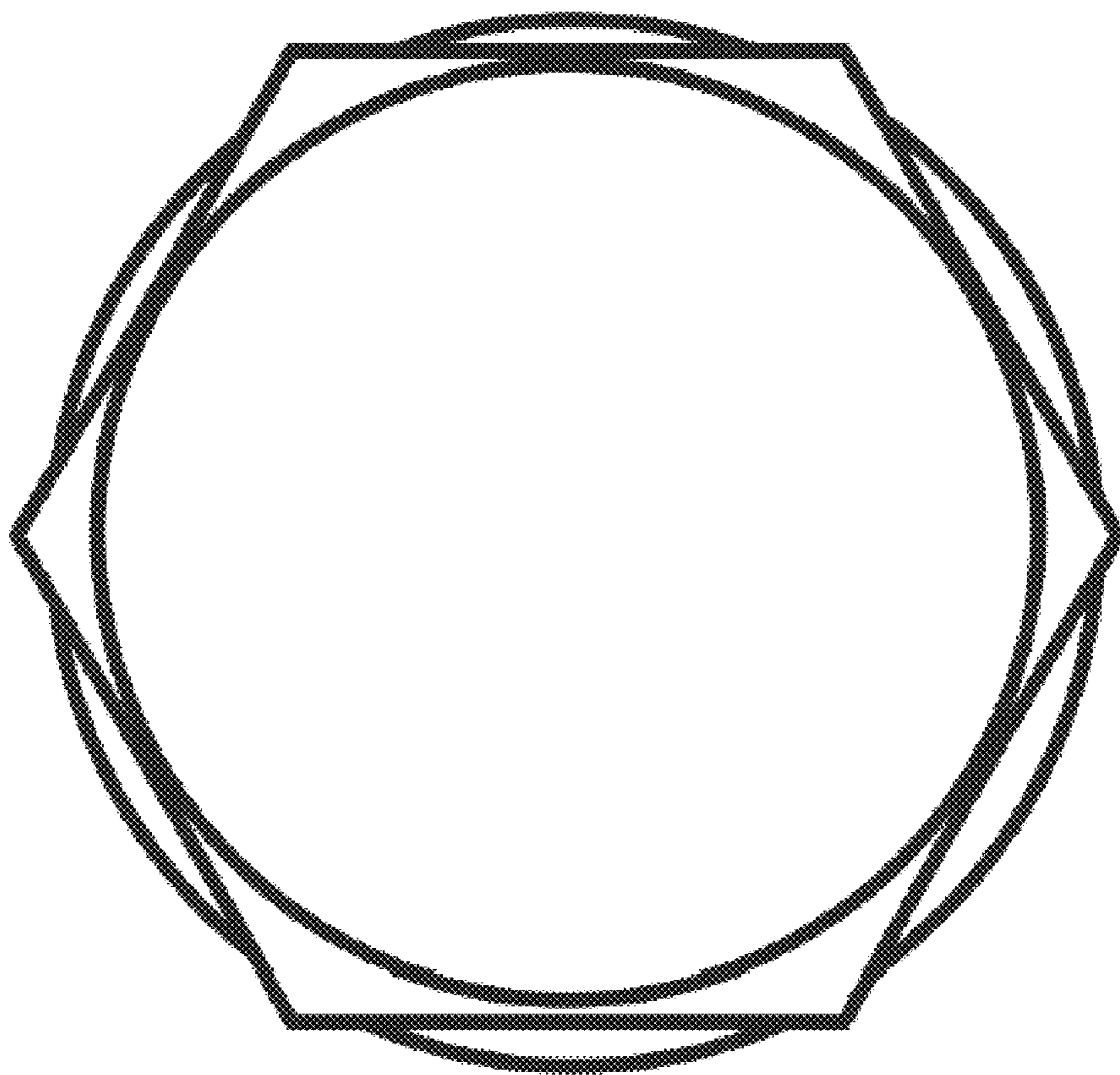


1.5



1.6





1.7