



US00D938061S

(12) **United States Design Patent** (10) **Patent No.:** **US D938,061 S**
Takahori (45) **Date of Patent:** **** Dec. 7, 2021**

(54) **EJACULATION PROMOTION APPARATUS**

(56) **References Cited**

(71) Applicant: **TENGA Co., Ltd.**, Tokyo (JP)

U.S. PATENT DOCUMENTS

(72) Inventor: **Kyohei Takahori**, Tokyo (JP)

D625,426 S	10/2010	Robins	
D643,933 S	8/2011	Watabe	
D674,909 S	1/2013	Matsuura	
D675,331 S	1/2013	Matsuura	
D795,004 S	* 8/2017	Steel D7/376
D837,996 S	1/2019	Sugimoto et al.	
D843,527 S	* 3/2019	Monnin D21/713
D843,592 S	3/2019	Tsuyama	
D861,186 S	9/2019	Matsuura et al.	
D871,603 S	12/2019	Spratt	
D884,911 S	5/2020	Matsuura	
D886,318 S	6/2020	Tsuyama	

(73) Assignee: **TENGA Co., Ltd.**, Tokyo (JP)

(**) Term: **15 Years**

(21) Appl. No.: **29/788,394**

(22) Filed: **May 14, 2021**

Related U.S. Application Data

(62) Division of application No. 35/508,998, filed on Oct. 8, 2019 (U.S. filing date under 35 U.S.C. 384), and having an international filing date of Oct. 8, 2019.

Foreign Application Priority Data

Aug. 27, 2019 (JP) 2019-018959
Aug. 27, 2019 (JP) 2019-018961
Aug. 27, 2019 (JP) 2019-0108960

(51) **LOC (13) Cl.** **28-03**

(52) **U.S. Cl.**
USPC **D24/215**

(58) **Field of Classification Search**
USPC D24/133, 188, 200, 211-215; D28/91.1;
D9/723, 726, 727; D4/100; D7/379,
D7/376, 412, 414; D21/713, 714
CPC A61H 2201/0153; A61H 7/007; A61H
15/0085; A61H 2015/0014; A61H 7/005;
A61H 19/32; A61H 19/00; A61F 7/00;
A61F 5/41; A61B 17/1325; A61B
10/0058

See application file for complete search history.

OTHER PUBLICATIONS

USPTO, Ex Parte Quayle, dated Jun. 9, 2021 in U.S. Appl. No. 35/508,998, 8 pages.
Timesquareball.net, Ball History, noted for the photo of the ball that dropped on Dec. 31, 2018, retrieved May 21, 2021 from <URL: <https://timesquareball.net/ball-history/>>(Year: 2018).

* cited by examiner

Primary Examiner — Calvin E Vansant
(74) *Attorney, Agent, or Firm* — Masuvalley & Partners

(57) **CLAIM**

The ornamental design for an ejaculation promotion apparatus, as shown and described.

DESCRIPTION

FIG. 1 is a front view of an ejaculation promotion apparatus; FIG. 2 is a back view thereof; FIG. 3 is a left view thereof; FIG. 4 is a right view thereof; FIG. 5 is a top view thereof; FIG. 6 is a bottom view thereof; and, FIG. 7 is a perspective view thereof.

1 Claim, 7 Drawing Sheets




FIG. 1




FIG. 2




FIG. 3




FIG. 4




FIG. 5




FIG. 6




FIG. 7

