



US00D938051S

(12) **United States Design Patent** (10) **Patent No.:** **US D938,051 S**
Velez (45) **Date of Patent:** **** Dec. 7, 2021**

(54) **COMBINATION PACIFIER AND TEETHER**

Primary Examiner — Kendra Leslie Hamilton

(71) Applicant: **Johanna Velez**, Newington, CT (US)

(74) *Attorney, Agent, or Firm* — Dale J. Ream

(72) Inventor: **Johanna Velez**, Newington, CT (US)

(57) **CLAIM**

(**) Term: **15 Years**

The ornamental design combination pacifier and teether, as shown and described.

(21) Appl. No.: **29/684,115**

(22) Filed: **Mar. 19, 2019**

DESCRIPTION

(51) **LOC (13) Cl.** **24-04**

(52) **U.S. Cl.**

USPC **D24/194**

(58) **Field of Classification Search**

USPC D24/193, 194, 195, 115, 117, 214;
D1/101, 104, 106, 107, 199; D21/576,
D21/584, 606, 607; D3/293, 301;
D30/160

CPC A61J 17/001; A61J 17/00

See application file for complete search history.

(56) **References Cited**

U.S. PATENT DOCUMENTS

D457,640 S *	5/2002	Alexandre	D24/194
D480,147 S *	9/2003	Sanbrook	D24/193
6,863,681 B2 *	3/2005	Dickerson	A61J 7/0053 606/235
D623,304 S *	9/2010	Sierra	D24/194
D674,495 S *	1/2013	Roehrig	D24/194
D742,532 S *	11/2015	Parrott Segura	D24/195
D767,152 S *	9/2016	Hakim	D24/194

(Continued)

OTHER PUBLICATIONS

“RaZbaby RaZ-Berry Silicone Teether”. Found online Dec. 8, 2017 at amazon.com. Reference dated Feb. 27, 2007. Retrieved from https://www.amazon.com/RaZbaby-RaZ-Berry-Silicone-Teether-Multi-texture/dp/B000JWSO9I/ref=cm_cr_ar_p_d_product_top?ie=UTF8&th=1.*

(Continued)

FIG. 1 is a top, front, left perspective view of a combination pacifier and teether showing my new design;

FIG. 2 is an enlarged view of detail “1”, identified in FIG. 1;

FIG. 3 is a top, rear, left perspective view of the combination pacifier and teether of FIG. 1;

FIG. 4 is an enlarged view of detail “4” identified in FIG. 3;

FIG. 5 is a front elevation view of the combination pacifier and teether of FIG. 1;

FIG. 6 is an enlarged view of detail “5” identified in FIG. 5;

FIG. 7 is a rear elevation view of the combination pacifier and teether of FIG. 1;

FIG. 8 is a left side elevation view of the combination pacifier and teether of FIG. 1 with the right side elevation view being a mirror image thereof;

FIG. 9 is an enlarged view of detail “8” identified in FIG. 8;

FIG. 10 is a top plan view of the combination pacifier and teether of FIG. 1;

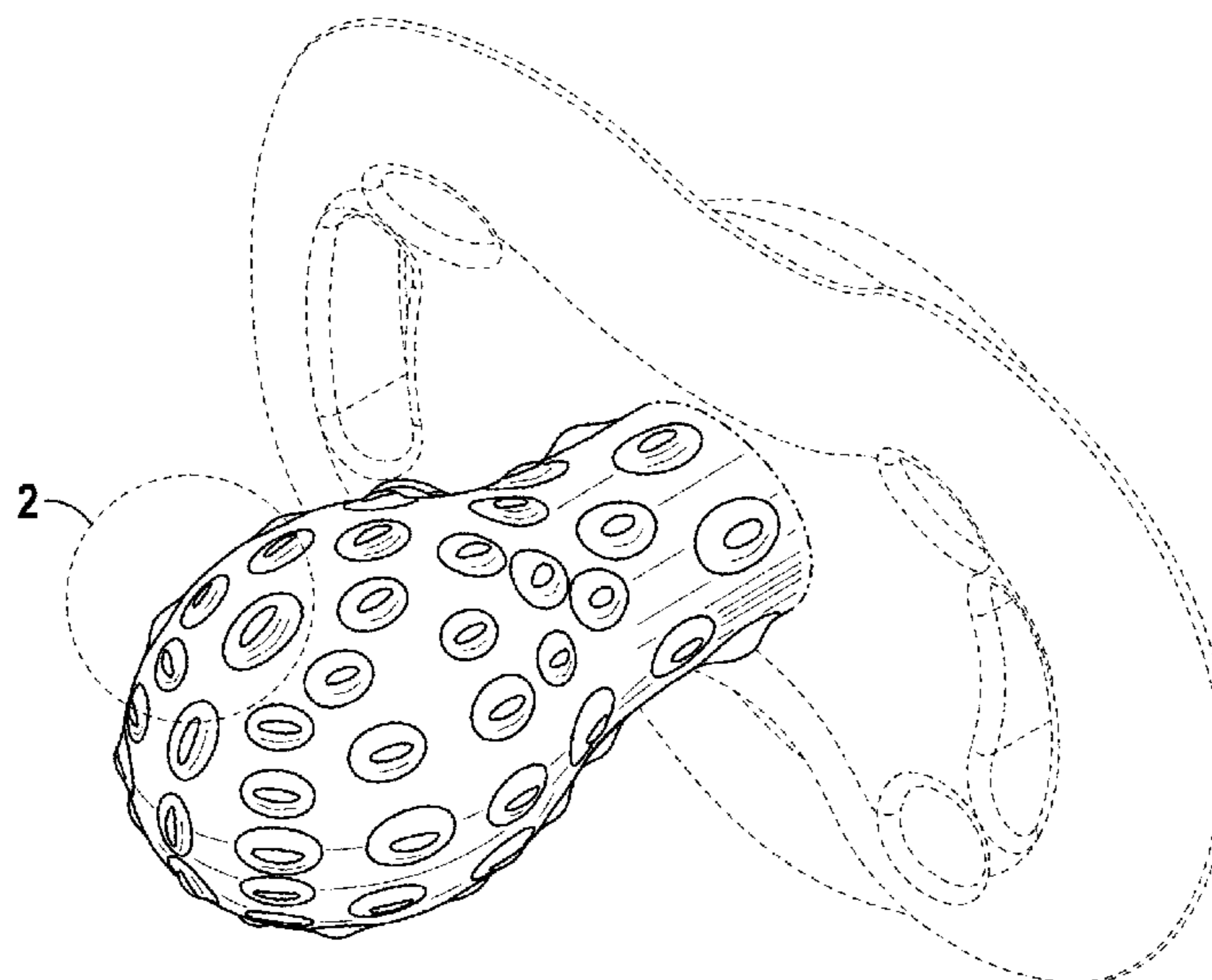
FIG. 11 is an enlarged view of detail “10” identified in FIG. 10;

FIG. 12 is a bottom plan view of the combination pacifier and teether of FIG. 1; and,

FIG. 13 is an enlarged view of detail “12” identified in FIG. 12.

In the drawings, the equal-length broken lines that show a pacifier handle depict portions of the combination pacifier and teether that form no part of the claimed design. The dash-dot-dash broken lines define the boundaries of the claimed design.

1 Claim, 13 Drawing Sheets



(56)

References Cited

U.S. PATENT DOCUMENTS

D837,990 S * 1/2019 Burnett D24/194
D861,891 S * 10/2019 Nelson D24/195
D874,664 S * 2/2020 Lowsky D24/194
2005/0004603 A1 * 1/2005 Desousa A63H 33/006
606/235
2009/0005810 A1 * 1/2009 Bonazza A61J 17/113
606/235
2019/0254933 A1 * 8/2019 Lake A61J 17/001

OTHER PUBLICATIONS

“Nylabone: Dog Teething Toy Pacifer”. Found online Sep. 28, 2020 at amazon.co.uk. Reference dated Aug. 8, 2009. Retrieved from https://www.amazon.co.uk/Nylabone-N330P-Puppy-Pacifier-X-Small/dp/B0017JBYAS/ref=sr_1_2?dchild=1&keywords=nylabone+puppy+teether&qid=1601344135&sr=8-2.*

“Tomme Tippee: Closer To Nature Pure Soother/Pacifier”. Found online Apr. 3, 2020 at amazon.co.uk. Reference dated Sep. 11, 2008. Retrieved from https://www.amazon.co.uk/...oser-Nature-Soother-Pink-Blue/dp/B001FXGG11/ref=sr_1_22?dchild=1&keywords=tomme+tippee&qid=1585961587&rnid=1642204031&s=baby&sr=1-22.*

“The First Years GumDrop Teething Pacifier Teether”. Found online Jun. 25, 2020 at amazon.com. Reference dated Sep. 16, 2012. Retrieved from https://www.amazon.com/First-Years-GumDrop-Teething-Pacifier/dp/B006I0R68A/ref=cm_cr_arp_d_product_top?ie=UTF8.*

* cited by examiner

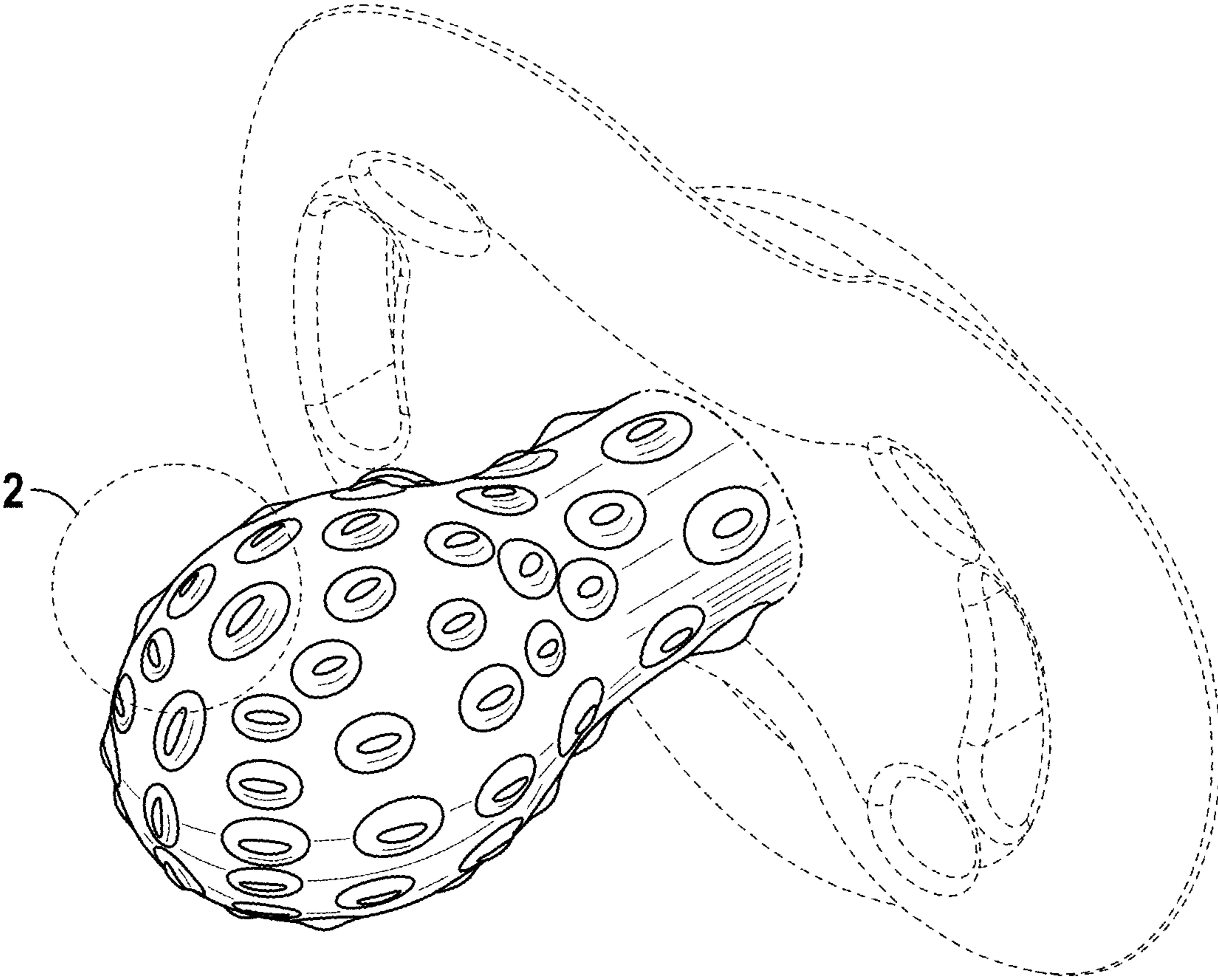


FIG. 1




FIG. 2

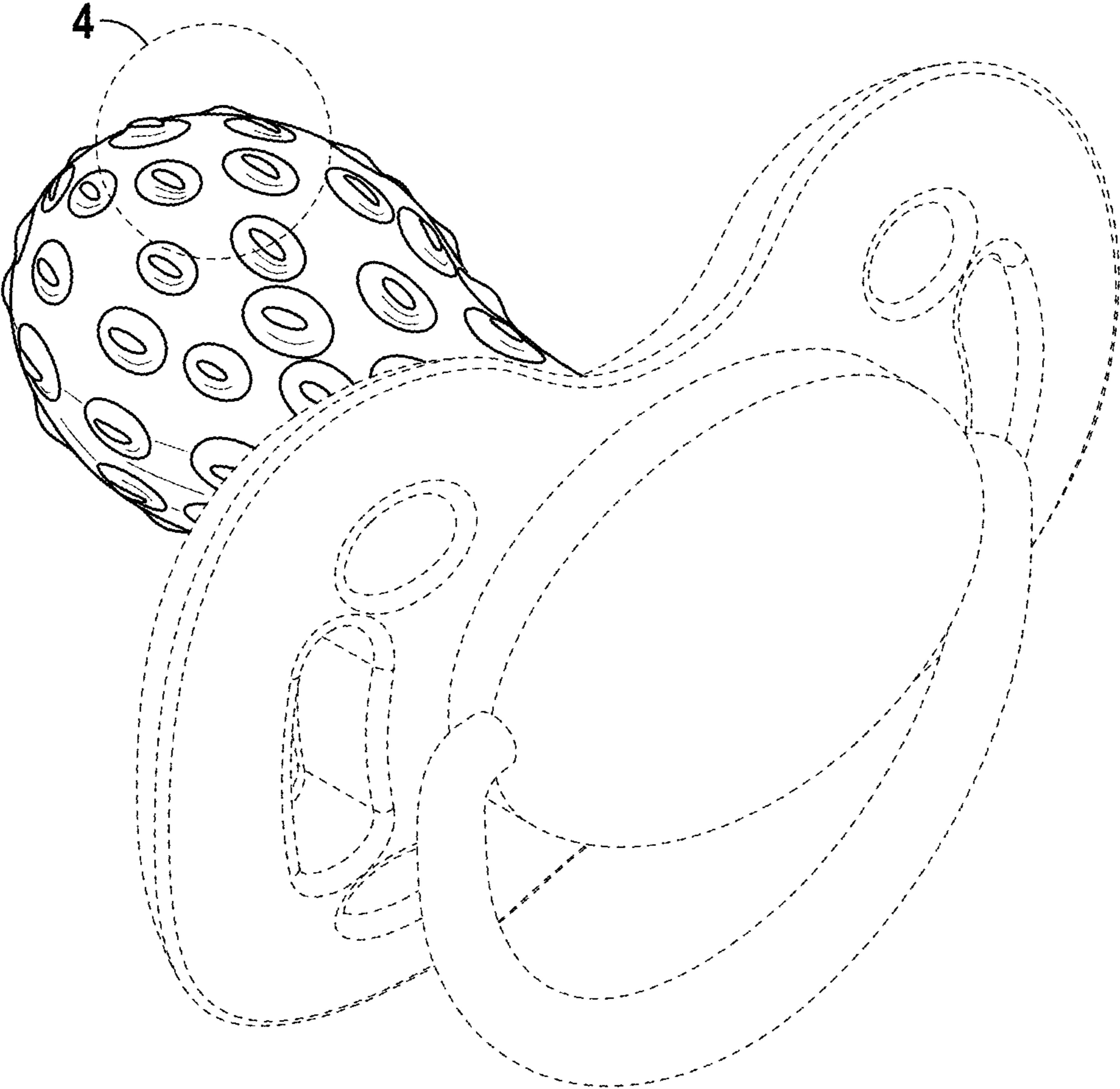


FIG. 3




FIG. 4

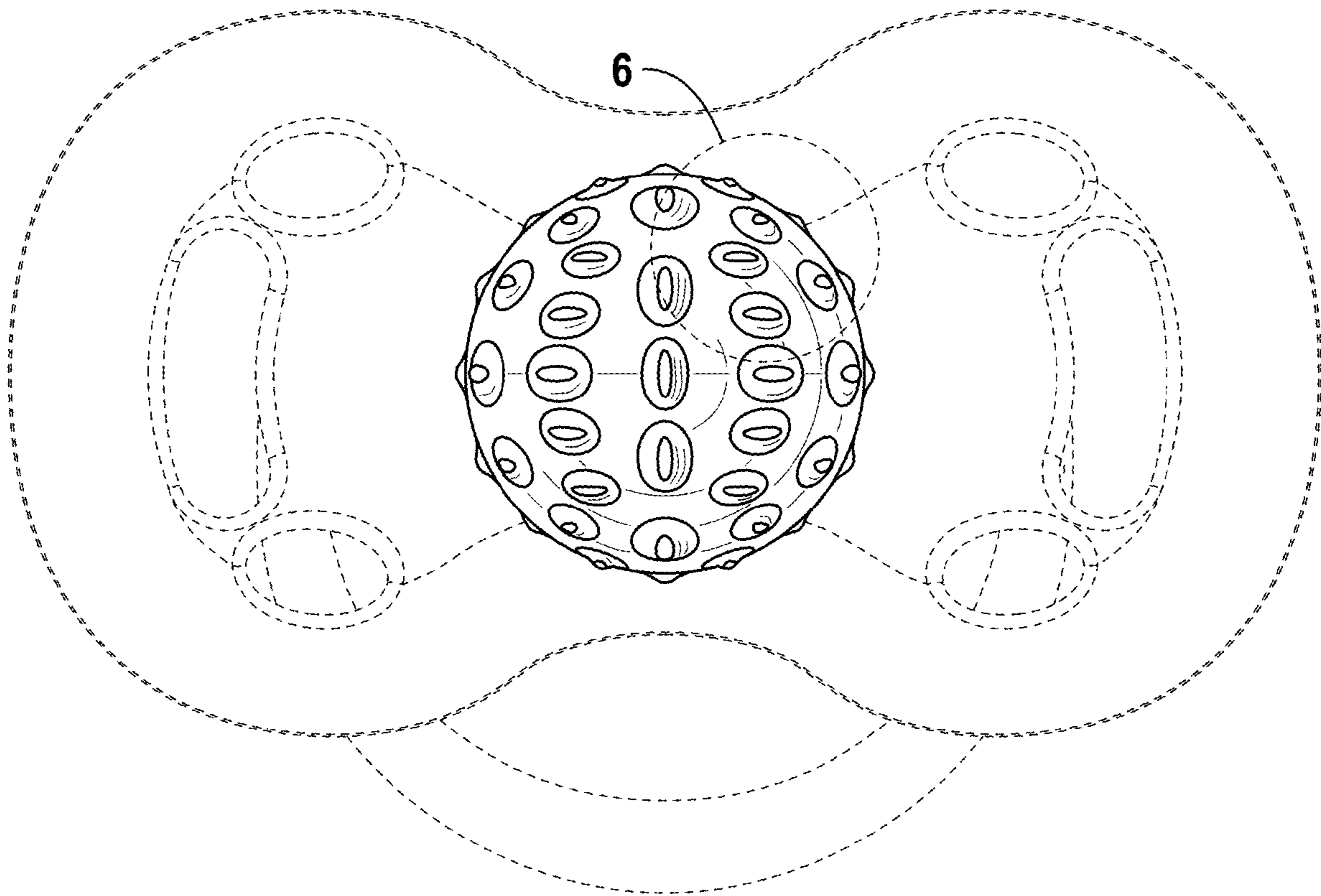


FIG. 5

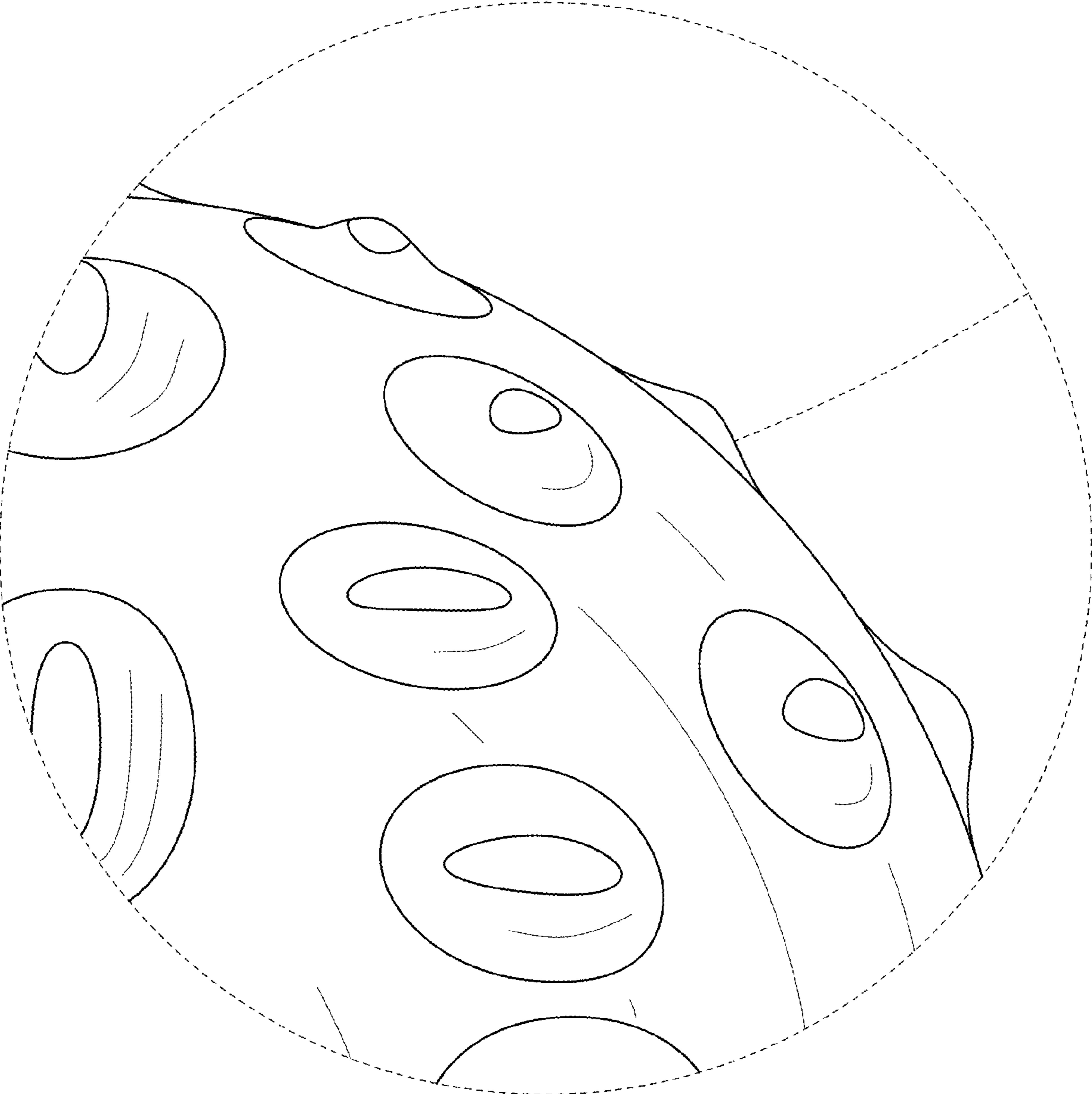


FIG. 6




FIG. 7

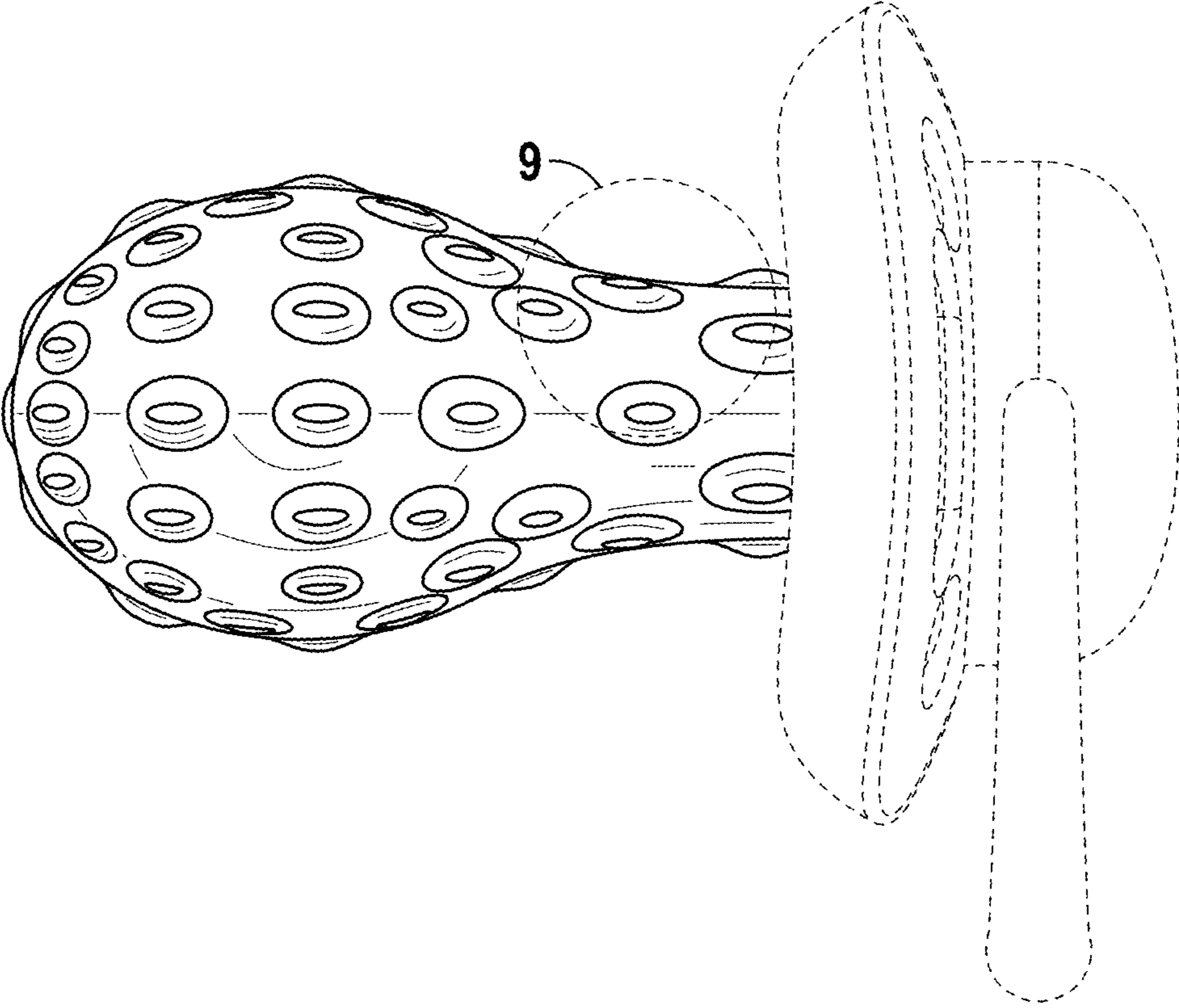


FIG. 8

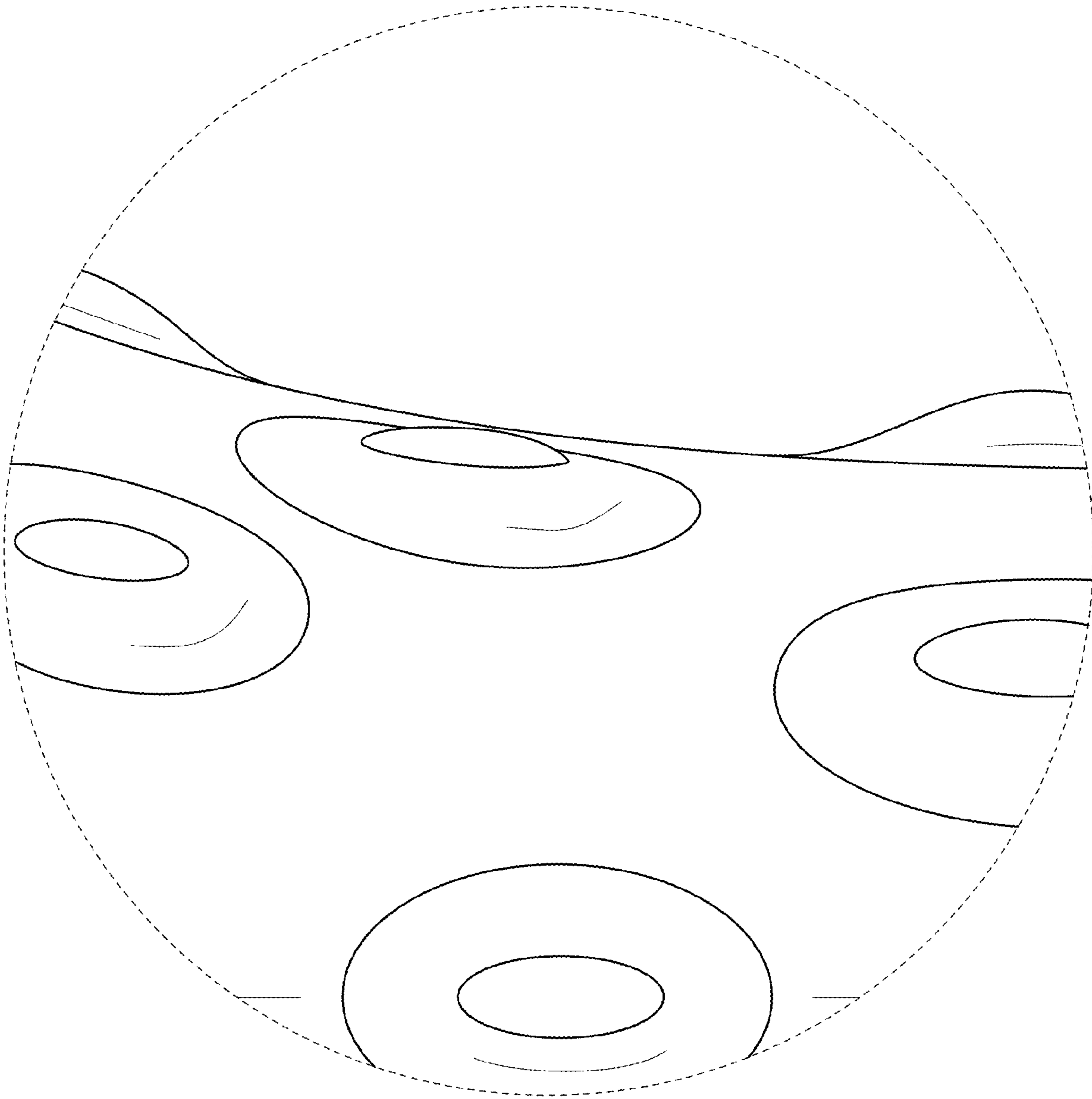


FIG. 9

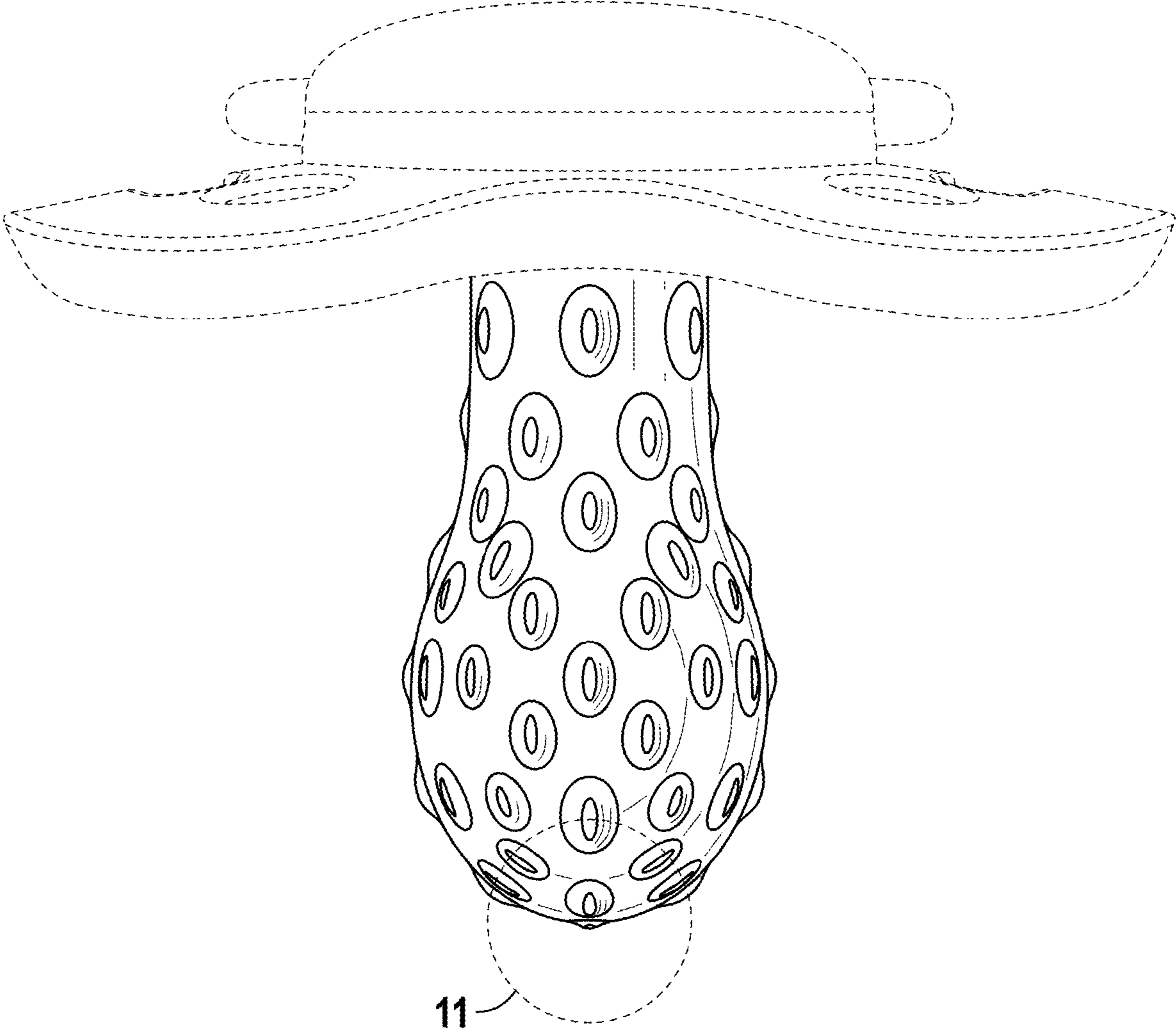


FIG. 10

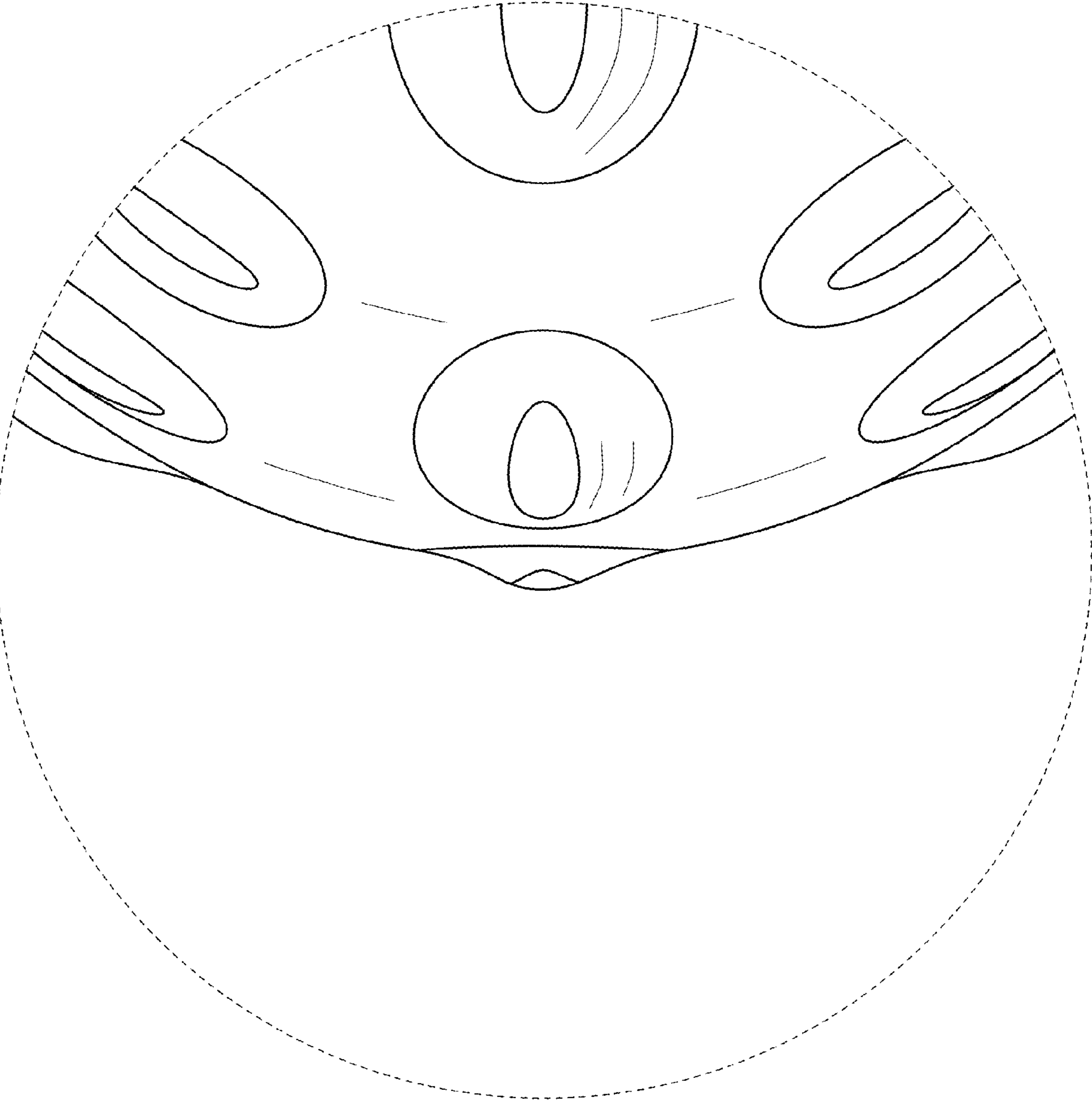


FIG. 11

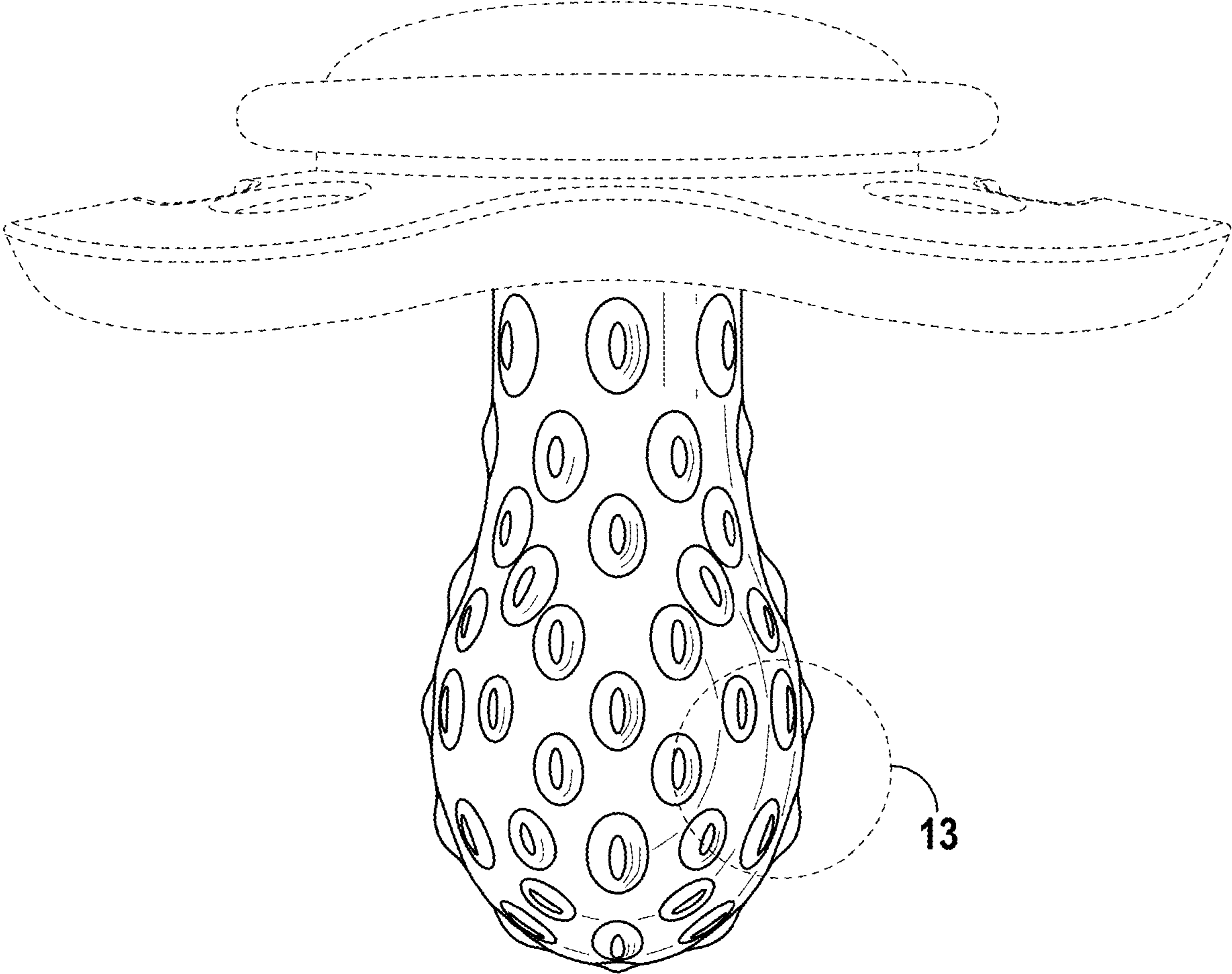


FIG. 12

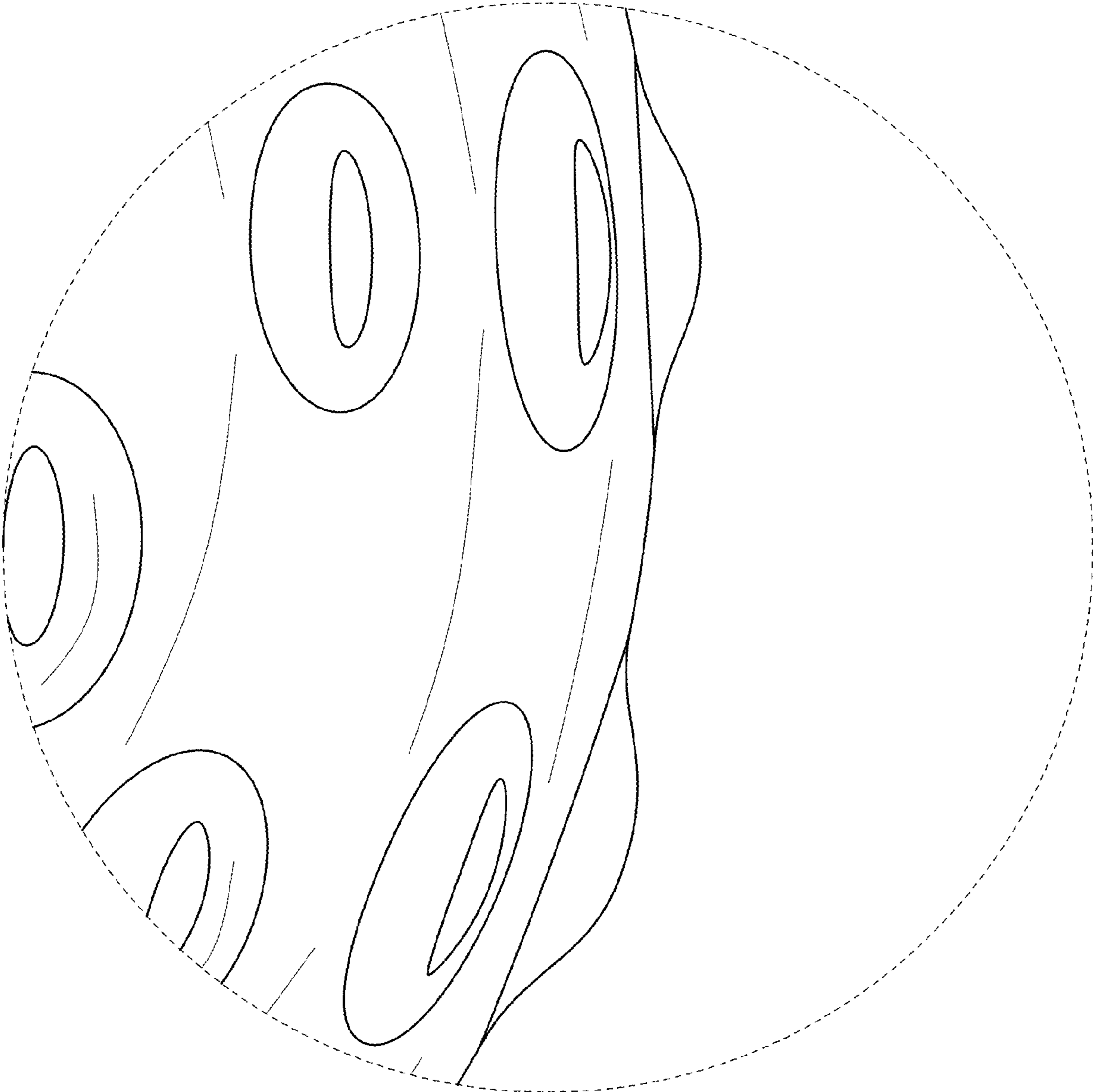


FIG. 13