



US00D938037S

(12) **United States Design Patent** (10) **Patent No.:** **US D938,037 S**  
**Chen et al.** (45) **Date of Patent:** **\*\* Dec. 7, 2021**

(54) **DENTAL IMPLANT**

(56) **References Cited**

(71) Applicant: **Chun Leon Chen**, Taipei (TW)  
(72) Inventors: **Chun Leon Chen**, Taipei (TW); **Le Chen Chen**, Las Vegas, NV (US); **Sho Chin Chen**, Las Vegas, NV (US); **Hong Yui Chen**, Las Vegas, NV (US); **Yang How Chen**, Las Vegas, NV (US); **Tseu Min Chen**, Las Vegas, NV (US)

U.S. PATENT DOCUMENTS

D657,874 S *	4/2012	Lussi	.....	D24/156
D659,247 S *	5/2012	Lussi	.....	D24/156
D668,764 S *	10/2012	Lussi	.....	D24/156
D804,669 S *	12/2017	Saltell	.....	D24/156
2011/0014586 A1 *	1/2011	Jorneus	.....	A61C 8/0075 433/173

(73) Assignee: **Chun Leon Chen**, Taipei (TW)

\* cited by examiner

(\*\*) Term: **15 Years**

*Primary Examiner* — Charles D Hanson

(21) Appl. No.: **29/741,510**

(74) *Attorney, Agent, or Firm* — Leong C. Lei

(22) Filed: **Jul. 14, 2020**

(57) **CLAIM**

The ornamental design for a dental implant, as shown and described.

(30) **Foreign Application Priority Data**

**DESCRIPTION**

Feb. 12, 2020 (TW) ..... 109300618

(51) **LOC (13) Cl.** ..... **24-03**

(52) **U.S. Cl.**  
USPC ..... **D24/156**

(58) **Field of Classification Search**

USPC ..... D24/156

CPC ..... A61C 8/00; A61C 8/0089; A61C 8/0069;

A61C 8/0054; A61C 8/0096; A61C

8/0039; A61C 8/0063; A61C 8/006; A61C

8/0001; A61C 8/0012; A61C 8/0075;

A61C 8/0083; A61C 13/225

See application file for complete search history.

FIG. 1 is a perspective view of a dental implant showing our new design;

FIG. 2 is a front elevational view thereof;

FIG. 3 is a rear elevational view thereof;

FIG. 4 is a left side elevational view thereof;

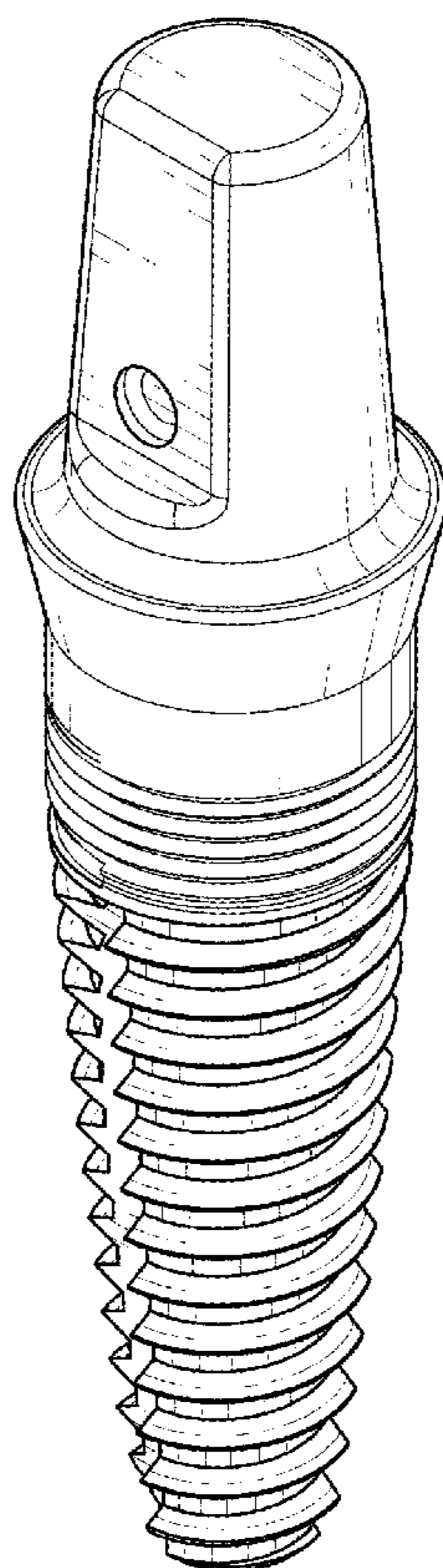
FIG. 5 is a right side elevational view thereof;

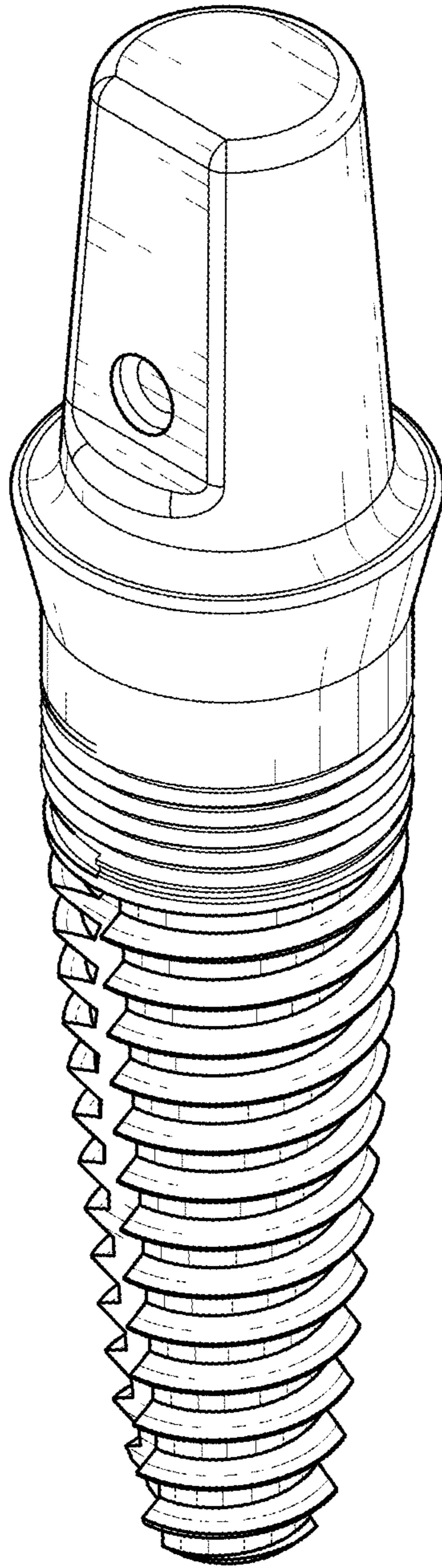
FIG. 6 is a top plan view thereof;

FIG. 7 is a bottom plan view thereof; and,

FIG. 8 is another perspective view thereof.

**1 Claim, 7 Drawing Sheets**





*FIG. 1*

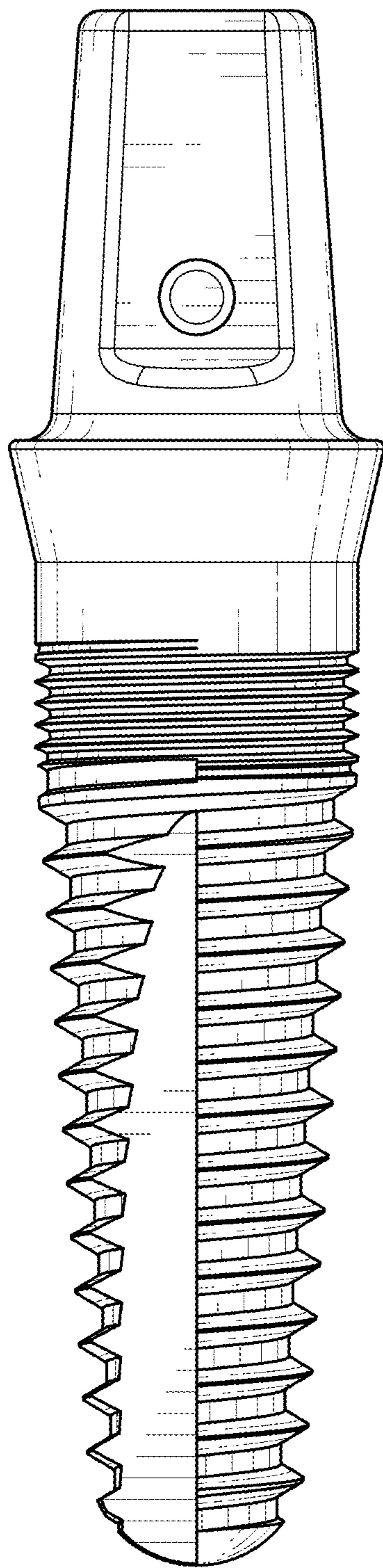


FIG. 2

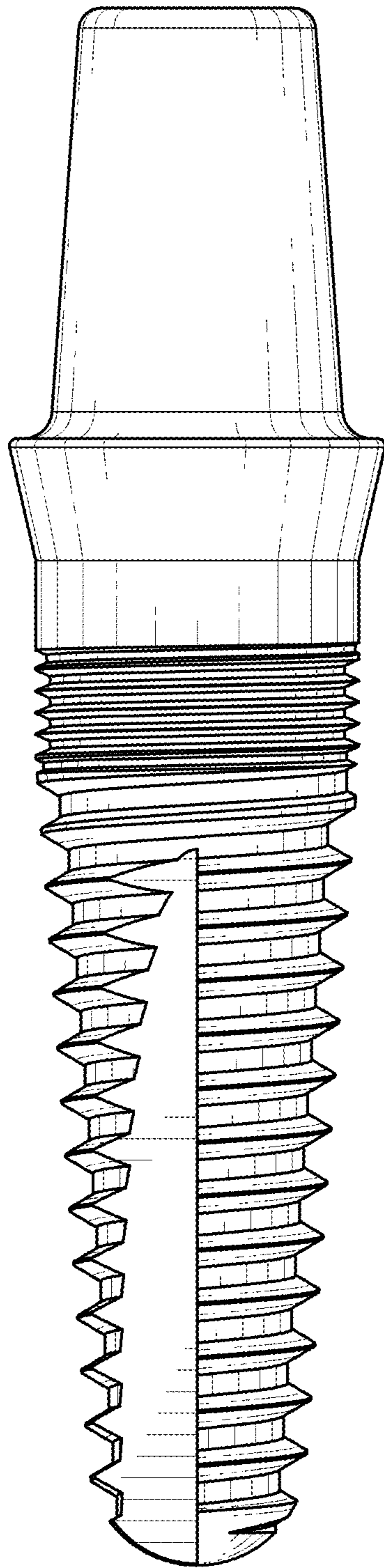


FIG. 3

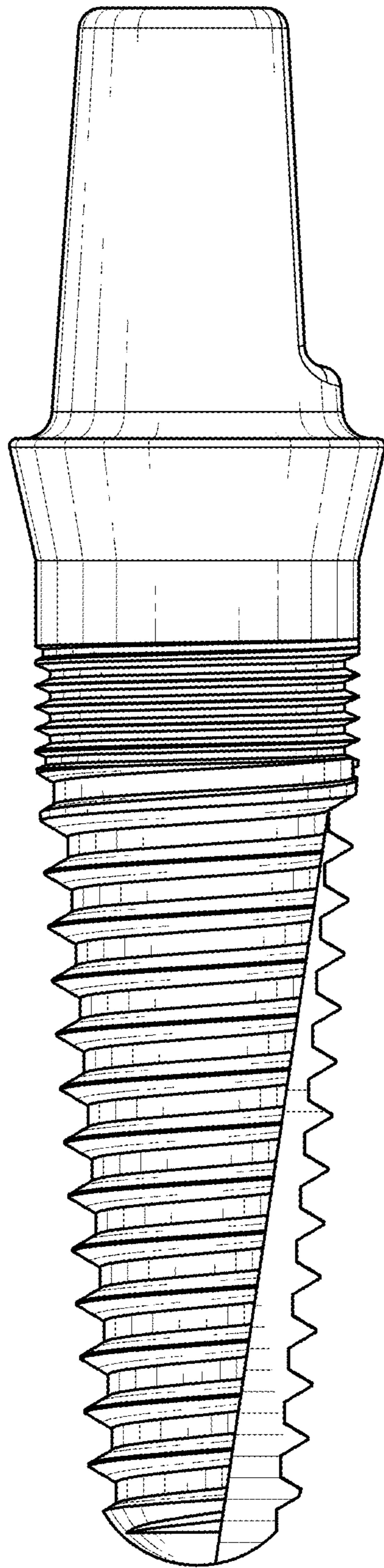


FIG. 4

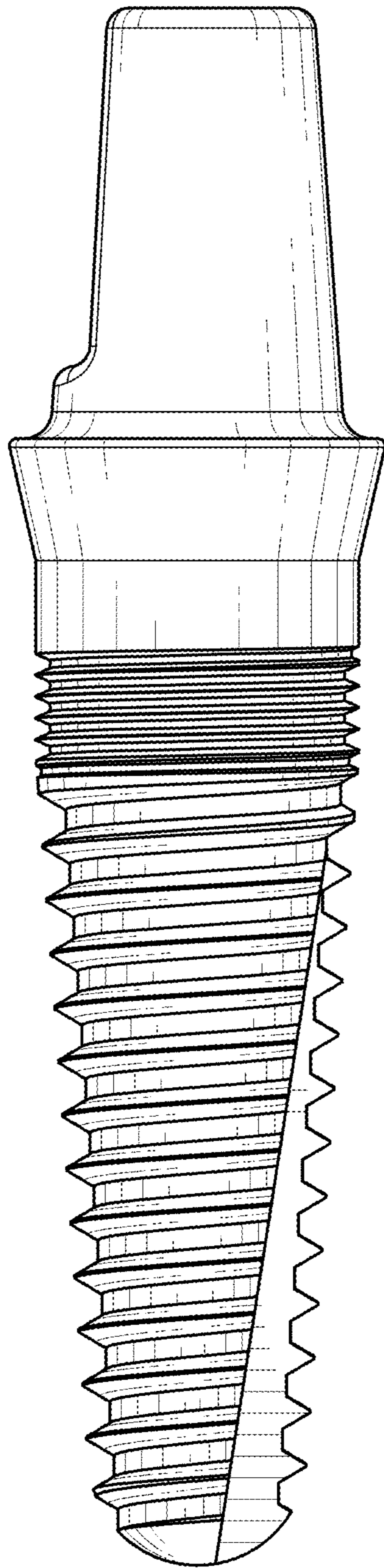
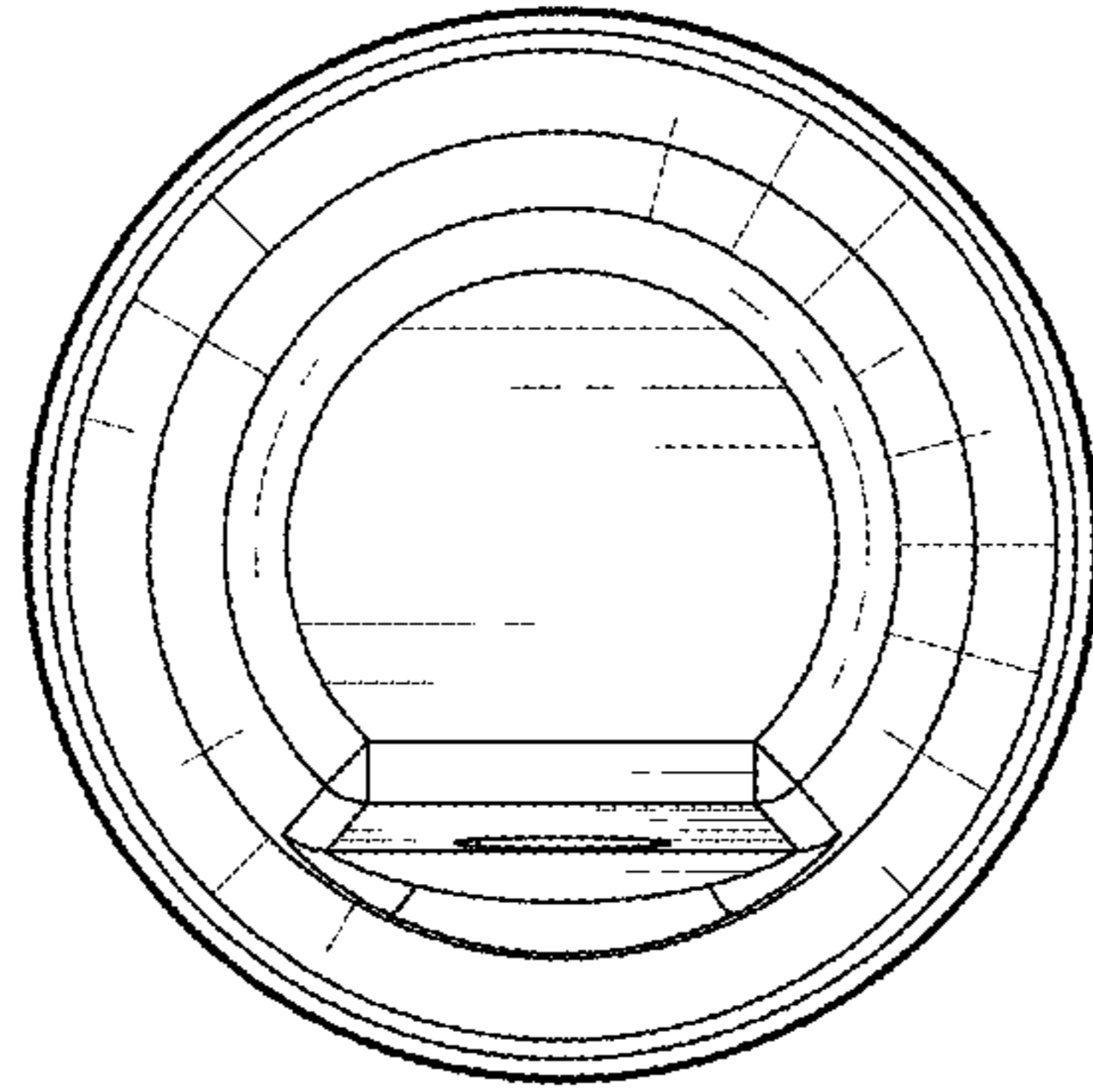
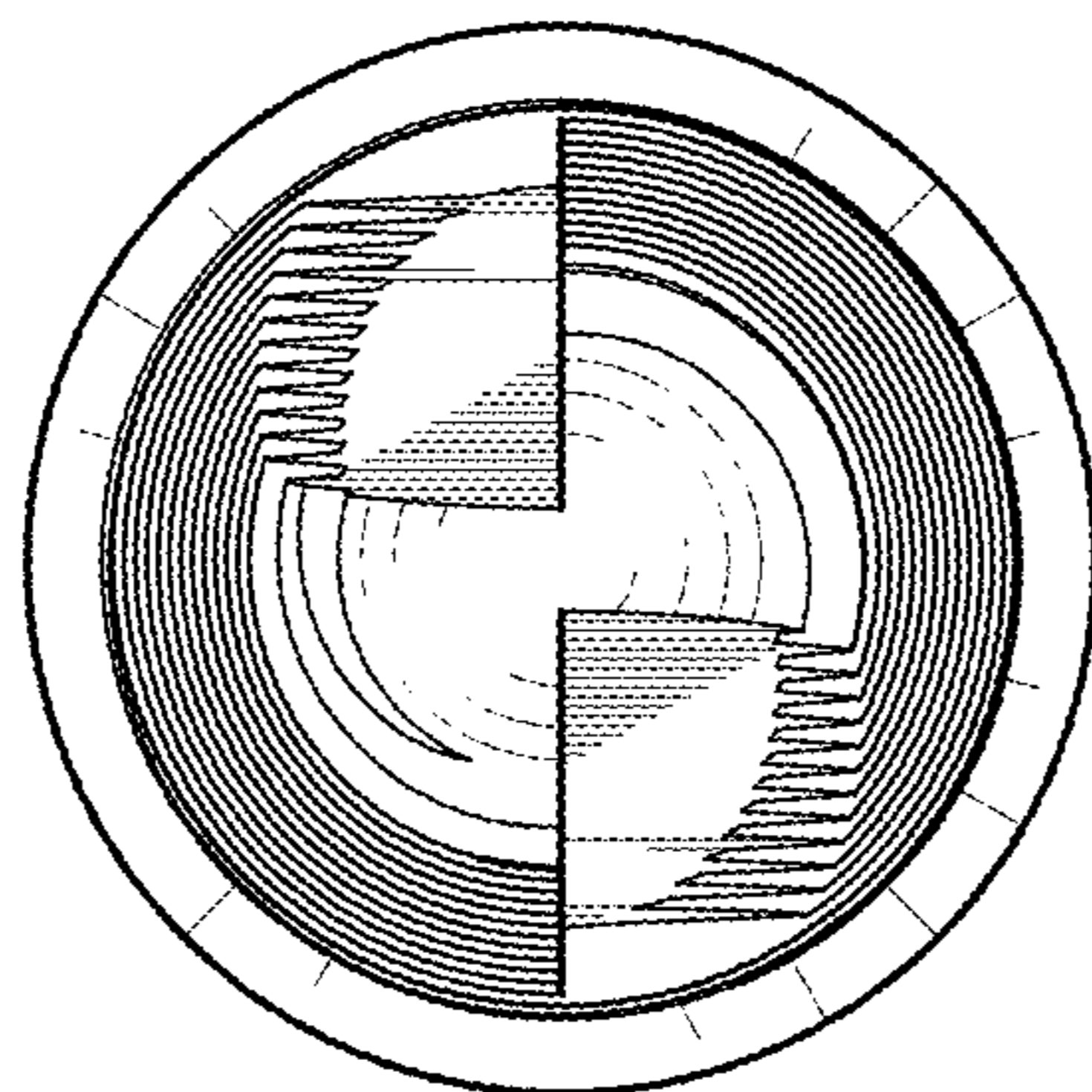


FIG. 5



*FIG. 6*



*FIG. 7*

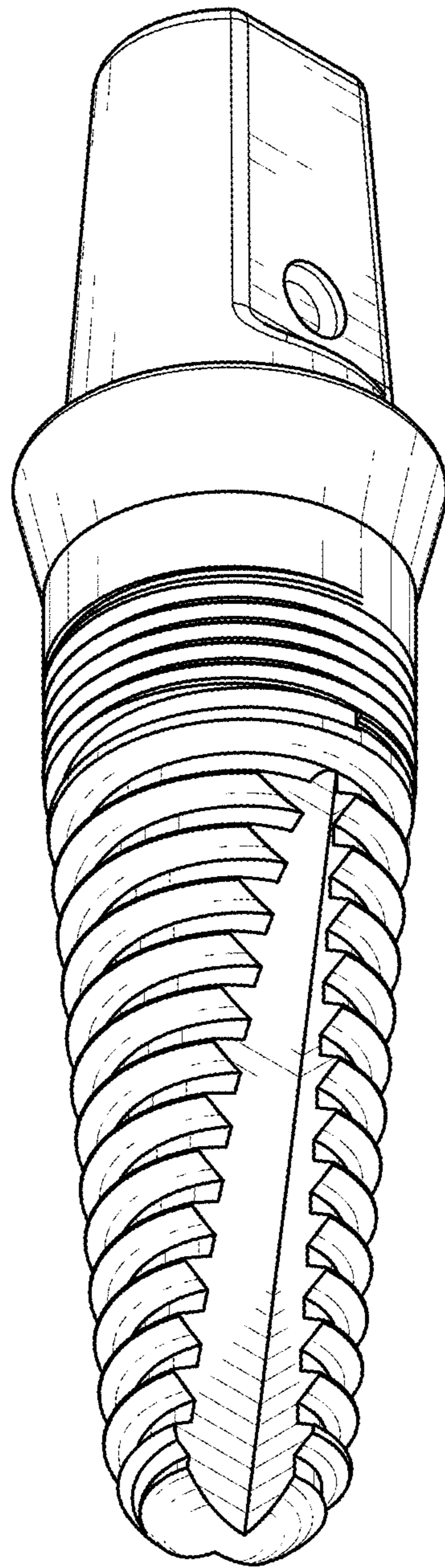


FIG. 8