



US00D938002S

(12) **United States Design Patent**
Deeb et al.

(10) **Patent No.:** **US D938,002 S**

(45) **Date of Patent:** **** Dec. 7, 2021**

(54) **GASKET FOR HEAT EXCHANGER**

(71) Applicant: **Tranter, Inc.**, Wichita Falls, TX (US)

(72) Inventors: **Brian W. Deeb**, Burkburnett, TX (US);
Rhorn John, Wichita Falls, TX (US);
Shawoon Roy, Dacca (BD)

(73) Assignee: **Tranter, Inc.**, Wichita Falls, TX (US)

(**) Term: **15 Years**

(21) Appl. No.: **29/709,467**

(22) Filed: **Oct. 15, 2019**

(51) **LOC (13) Cl.** **23-03**

(52) **U.S. Cl.**
USPC **D23/322**

(58) **Field of Classification Search**
USPC D23/314, 318, 322, 323, 329, 341
CPC F28F 9/005; F28F 9/0226; F16J 15/061;
F16J 15/0818; F16J 15/3268
See application file for complete search history.

(56) **References Cited**

U.S. PATENT DOCUMENTS

2,981,247 A * 4/1961 Gaebler F02F 11/002
123/193.1
10,066,881 B2 * 9/2018 Hruza F28F 9/0226

2004/0173976 A1 * 9/2004 Boggs F16J 15/166
277/628
2008/0224421 A1 * 9/2008 Niblett B25F 5/02
277/638
2017/0191764 A1 * 7/2017 Hruza F28F 9/0226
2017/0321805 A1 * 11/2017 Louaisil F16J 15/061
2021/0131559 A1 * 5/2021 Gross F16J 15/106

* cited by examiner

Primary Examiner — Ania Aman

(74) *Attorney, Agent, or Firm* — Reising Ethington P.C.

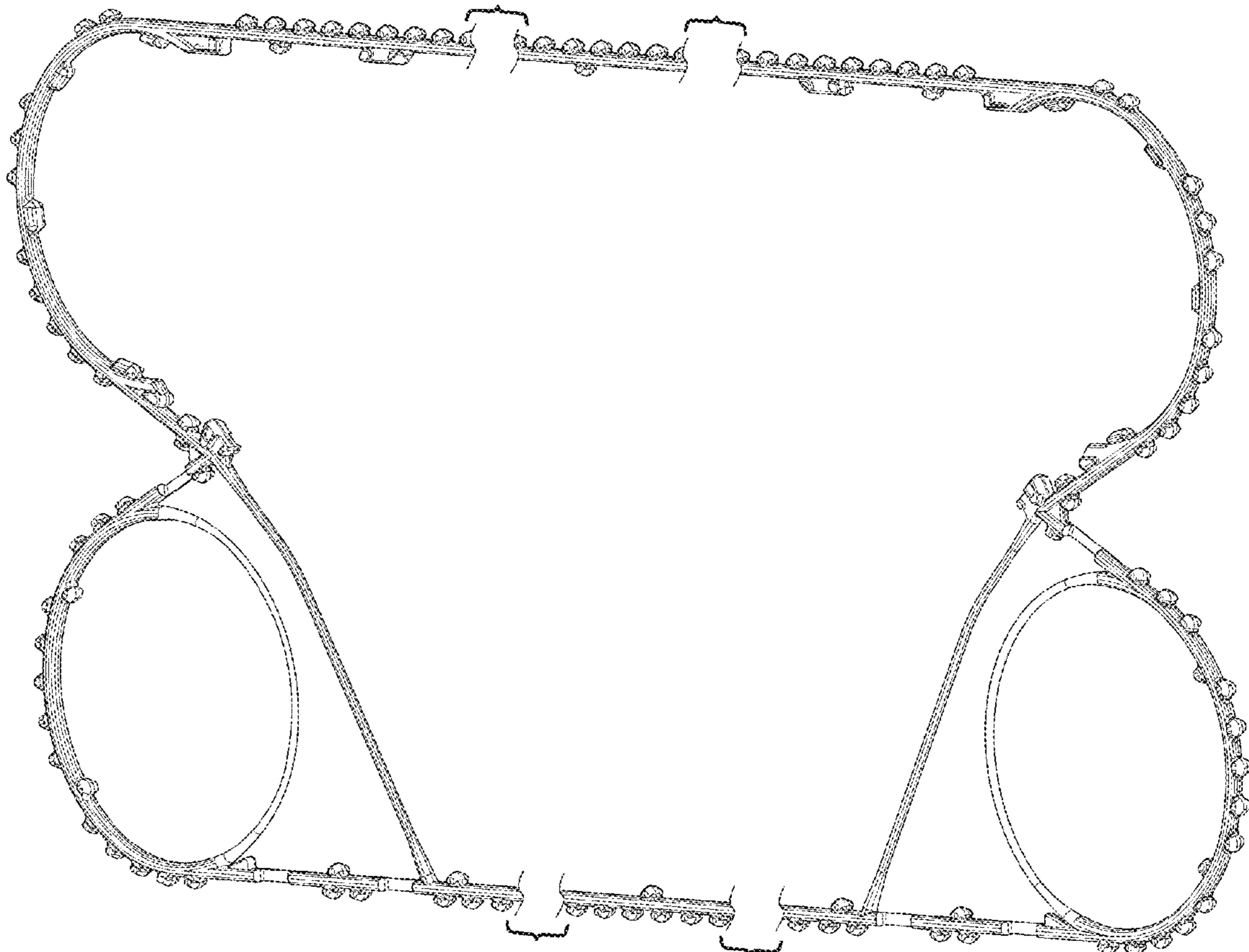
(57) **CLAIM**

The ornamental design for a gasket for heat exchanger, as shown and described.

DESCRIPTION

FIG. 1 is a perspective view of a gasket for heat exchanger; FIG. 2 is a plan view of the gasket for heat exchanger; FIG. 3 is a bottom view of the gasket for heat exchanger; FIG. 4 is a front view of the gasket for heat exchanger; FIG. 5 is a rear view of the gasket for heat exchanger; FIG. 6 is a left side view of the gasket for heat exchanger; and, FIG. 7 is a right side view of the gasket for heat exchanger. The gasket for heat exchanger is shown broken away in FIGS. 1-3, 6 and 7 to indicate that no particular length is claimed. The appearance of any portion of the article between the break lines forms no part of the claimed design.

1 Claim, 5 Drawing Sheets



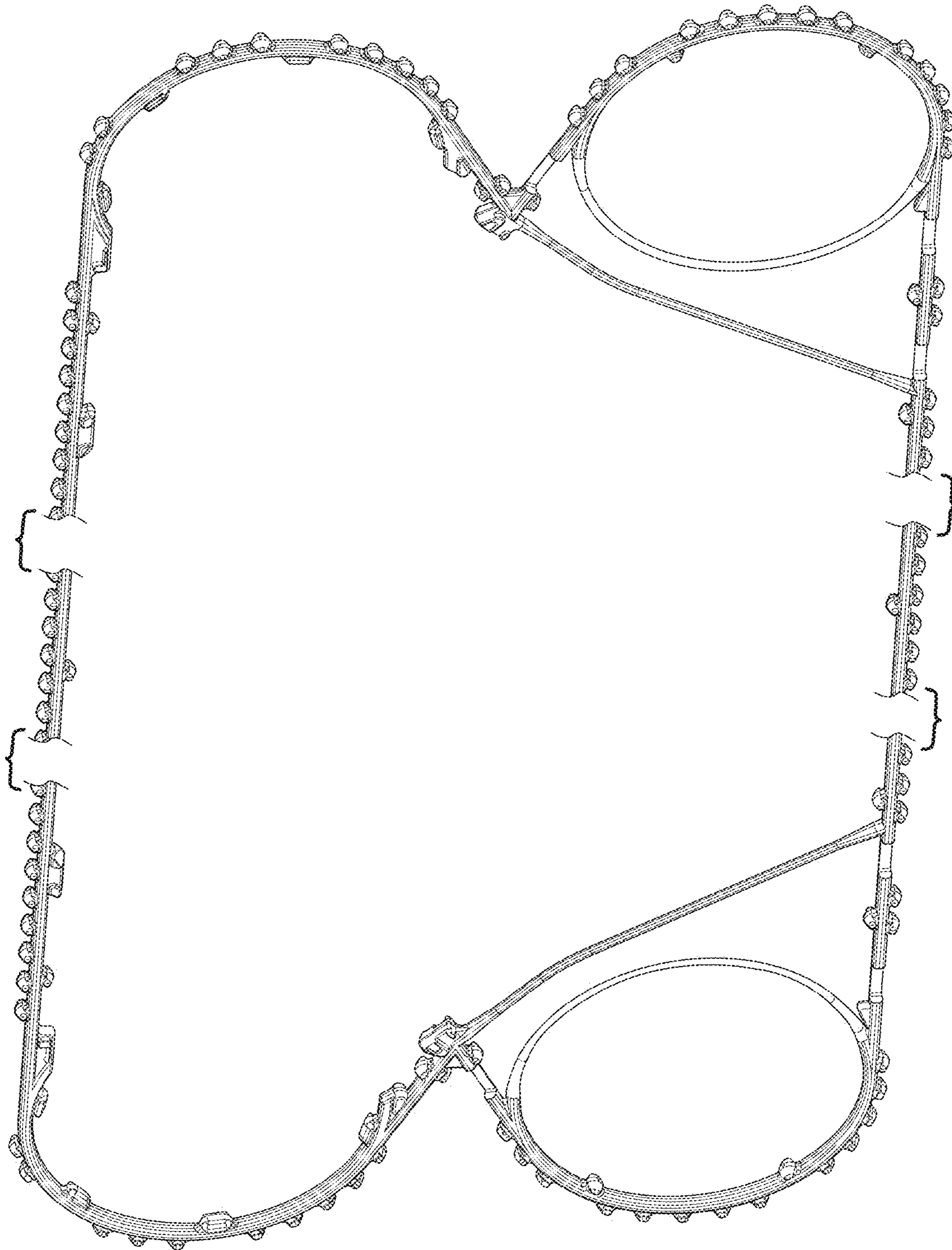


FIG. 1

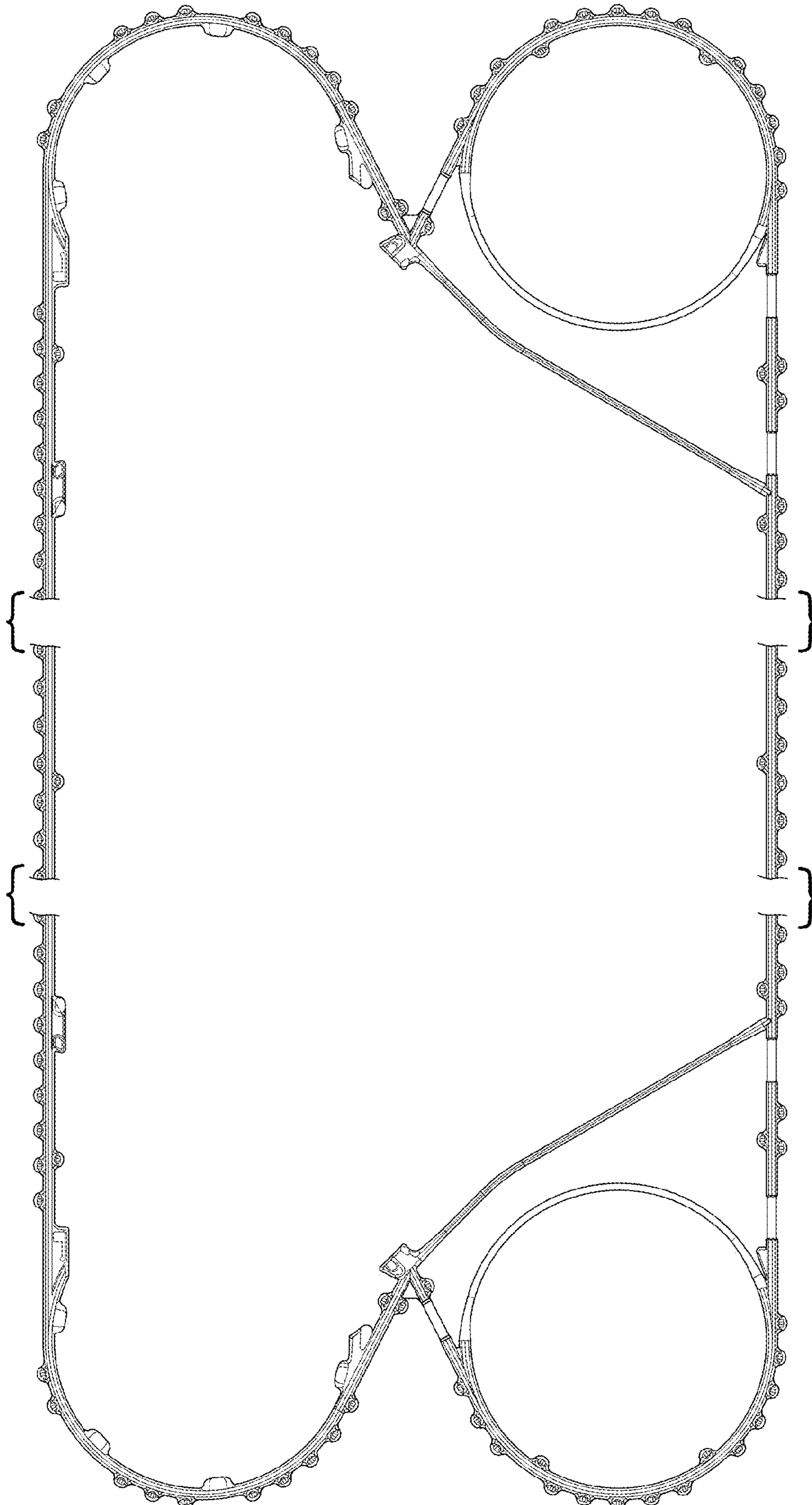


FIG. 2

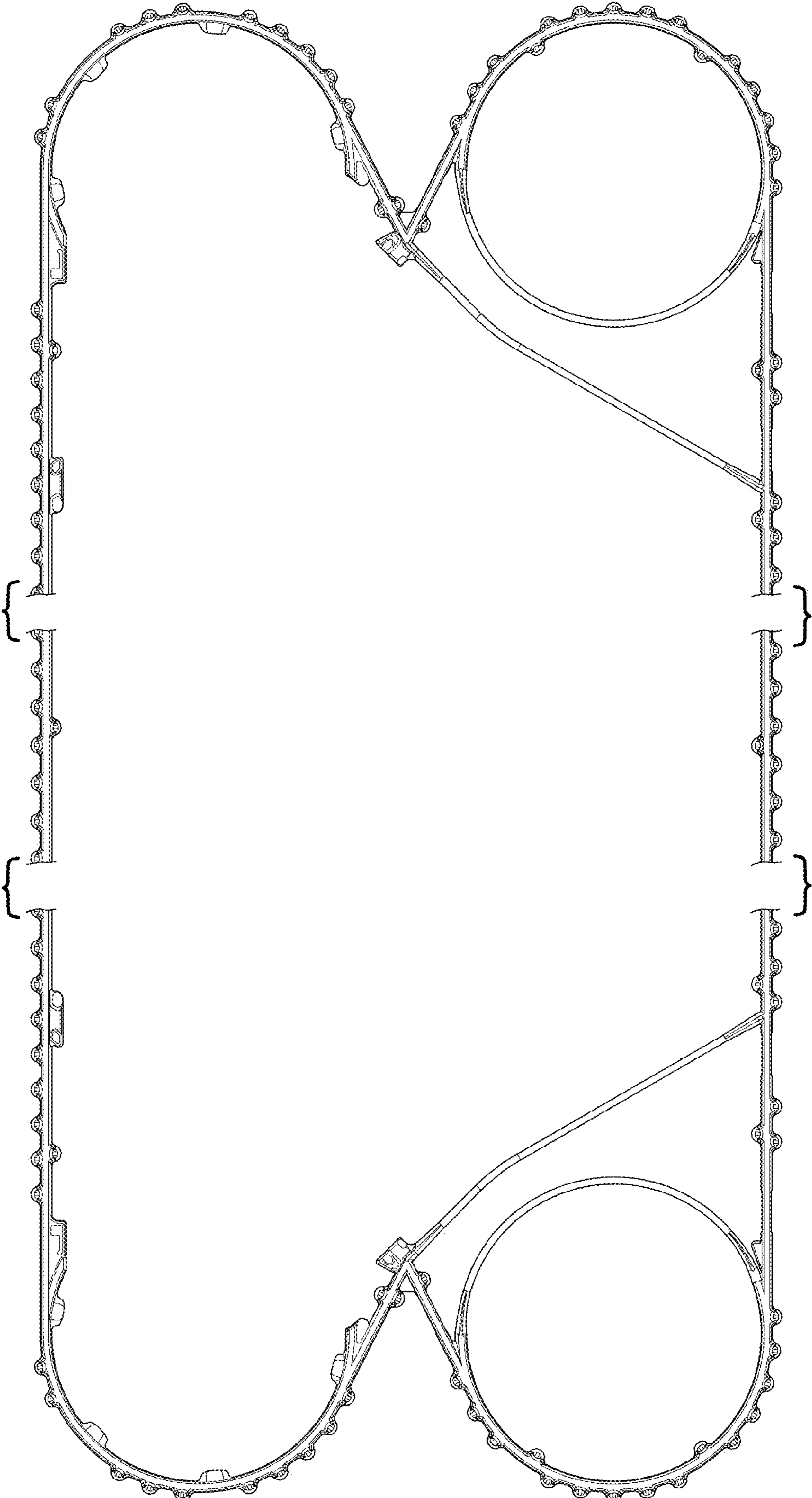


FIG. 3



FIG. 4



FIG. 5

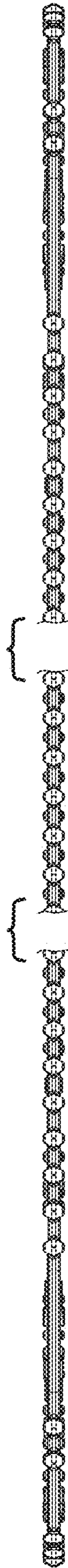


FIG. 6

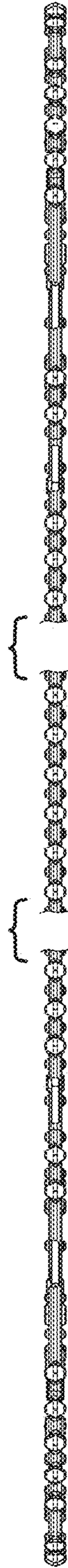


FIG. 7