



US00D937945S

(12) **United States Design Patent**
Freedman

(10) **Patent No.:** **US D937,945 S**

(45) **Date of Patent:** **** Dec. 7, 2021**

- (54) **TEXTURED STRESS BALL**
- (71) Applicant: **Kelz & Comp. LLC**, Lakewood, NJ
(US)
- (72) Inventor: **Joseph Freedman**, Lakewood, NJ (US)
- (73) Assignee: **Kelz & Comp. LLC**, Lakewood, NJ
(US)
- (**) Term: **15 Years**
- (21) Appl. No.: **29/763,164**
- (22) Filed: **Dec. 21, 2020**
- (51) **LOC (13) Cl.** **21-02**
- (52) **U.S. Cl.**
USPC **D21/684**
- (58) **Field of Classification Search**
USPC D21/468, 679, 684, 685, 692, 693, 694,
D21/798, 714, 713, 709, 681, 680, 677,
D21/662; D10/84; 482/93, 91, 50, 49,
482/46, 45, 44, 128, 127, 126, 122, 121;
D30/160
CPC A63B 21/4035; A63B 23/16; A63B 23/14;
A63B 21/00069; A63B 21/0004; A63B
21/023; G09B 15/06
See application file for complete search history.

- 5,890,999 A * 4/1999 Kildani A63B 21/00189
482/49
- 6,012,997 A * 1/2000 Mason A63B 43/00
273/DIG. 20
- 6,162,149 A * 12/2000 Scatterday A63B 21/00189
482/44
- D449,358 S * 10/2001 Ogg D21/708
- D456,470 S * 4/2002 Chan D21/684
- D479,897 S * 9/2003 Willinger D21/712
- D501,901 S * 2/2005 Yu D21/709
- D572,322 S * 7/2008 Michishita D21/709
- D576,692 S * 9/2008 Walsh D21/680
- D583,884 S * 12/2008 Zickert D21/684
- D609,761 S * 2/2010 Burger D21/714
- 7,882,786 B2 * 2/2011 DeHaan F42B 10/38
102/513
- D642,230 S 7/2011 Kessler
- D774,150 S 12/2016 Holland et al.

(Continued)

OTHER PUBLICATIONS

Kelz Kidz by Kelz Kidz dated Sep. 14, 2020. Found online [Jul. 28, 2021] <https://tinyurl.com/uahvff67>.*

(Continued)

Primary Examiner — Ryan Harvey
(74) *Attorney, Agent, or Firm* — Tatonetti IP

(57) **CLAIM**

I claim the ornamental design for a textured stress ball, as shown and described.

DESCRIPTION


FIG. 1 is a perspective view of the textured stress ball;
FIG. 2 is a front side view thereof;
FIG. 3 is a rear side view thereof;
FIG. 4 is a right side plan view thereof;
FIG. 5 is a left side plan view thereof;
FIG. 6 is a top side view thereof; and,
FIG. 7 is a bottom side view thereof.

1 Claim, 7 Drawing Sheets

(56) **References Cited**

U.S. PATENT DOCUMENTS

- 878,254 A * 2/1908 Taylor A63B 37/0004
473/384
- 3,265,389 A * 8/1966 Carlson A63B 23/16
482/49
- D237,094 S * 10/1975 Martin D21/709
- D288,462 S * 2/1987 Hirai D21/713
- D372,510 S * 8/1996 Stevens D21/714
- 5,759,676 A * 6/1998 Cavallaro A63B 37/0003
428/215
- D408,059 S * 4/1999 Marnix D19/97



(56)

References Cited

U.S. PATENT DOCUMENTS

D799,611 S *	10/2017	Charles	D21/684
D799,613 S *	10/2017	Dillon	D21/713
D819,147 S *	5/2018	Johns	D21/684
D837,908 S *	1/2019	Ross	D21/680
D856,609 S *	8/2019	Qiu	D30/160
D875,852 S *	2/2020	Brezovar	D21/680
D919,023 S *	5/2021	Larson	D21/713
2004/0198557 A1 *	10/2004	Davis	A63B 21/028 482/49

OTHER PUBLICATIONS

“<https://www.stressballsuk.com/themes/sport/golf-ball-uk>”, last accessed Dec. 21, 2020.

“<https://www.qualitylogoproducts.com/stress-balls/golf-stress-reliever.htm>”, last accessed Dec. 21, 2020.

“<https://www.rushimprint.com/golf-stress-ball.html>”, last accessed Dec. 21, 2020.

* cited by examiner




FIG. 1




FIG. 2




FIG. 3

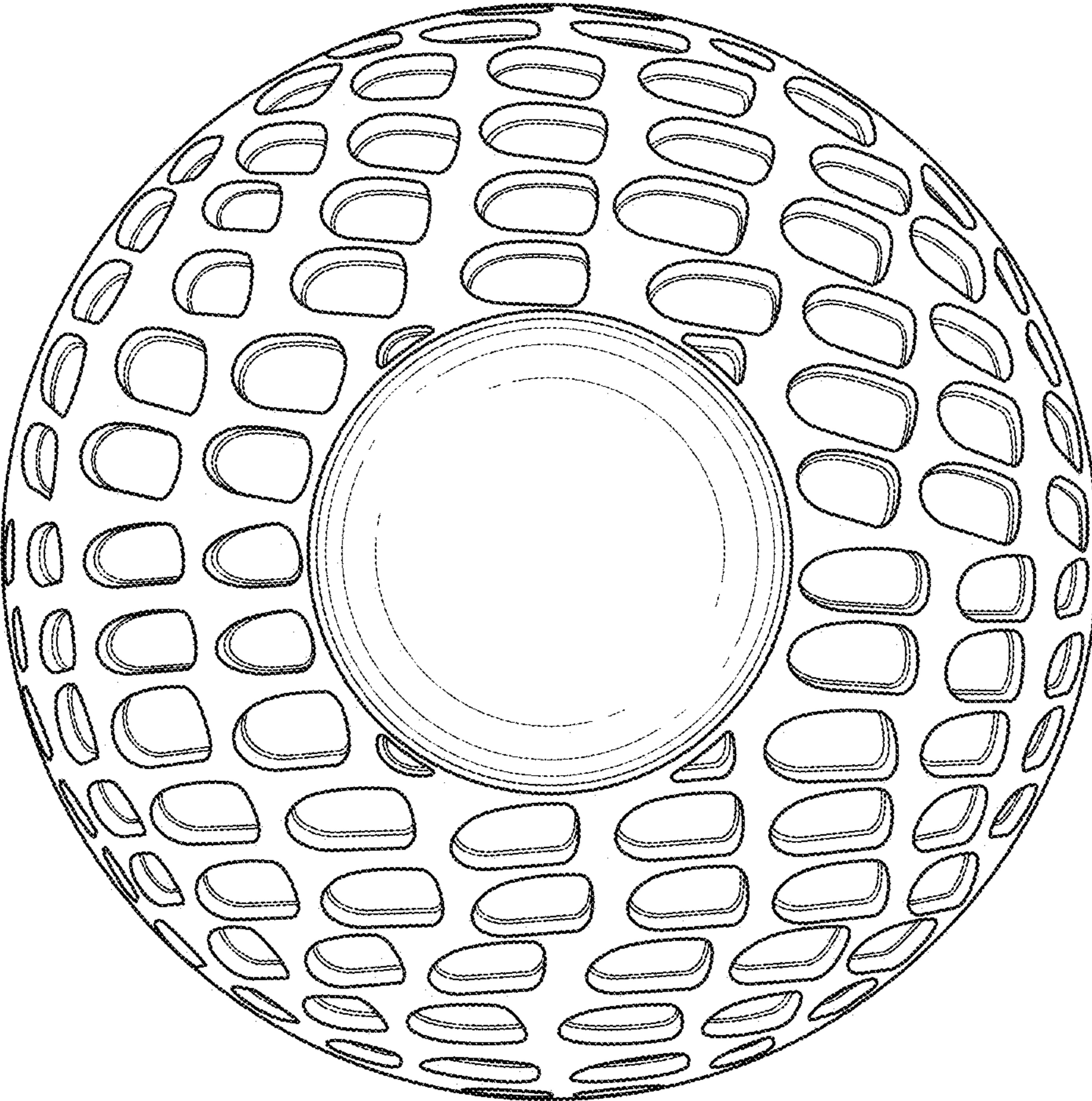


FIG. 4

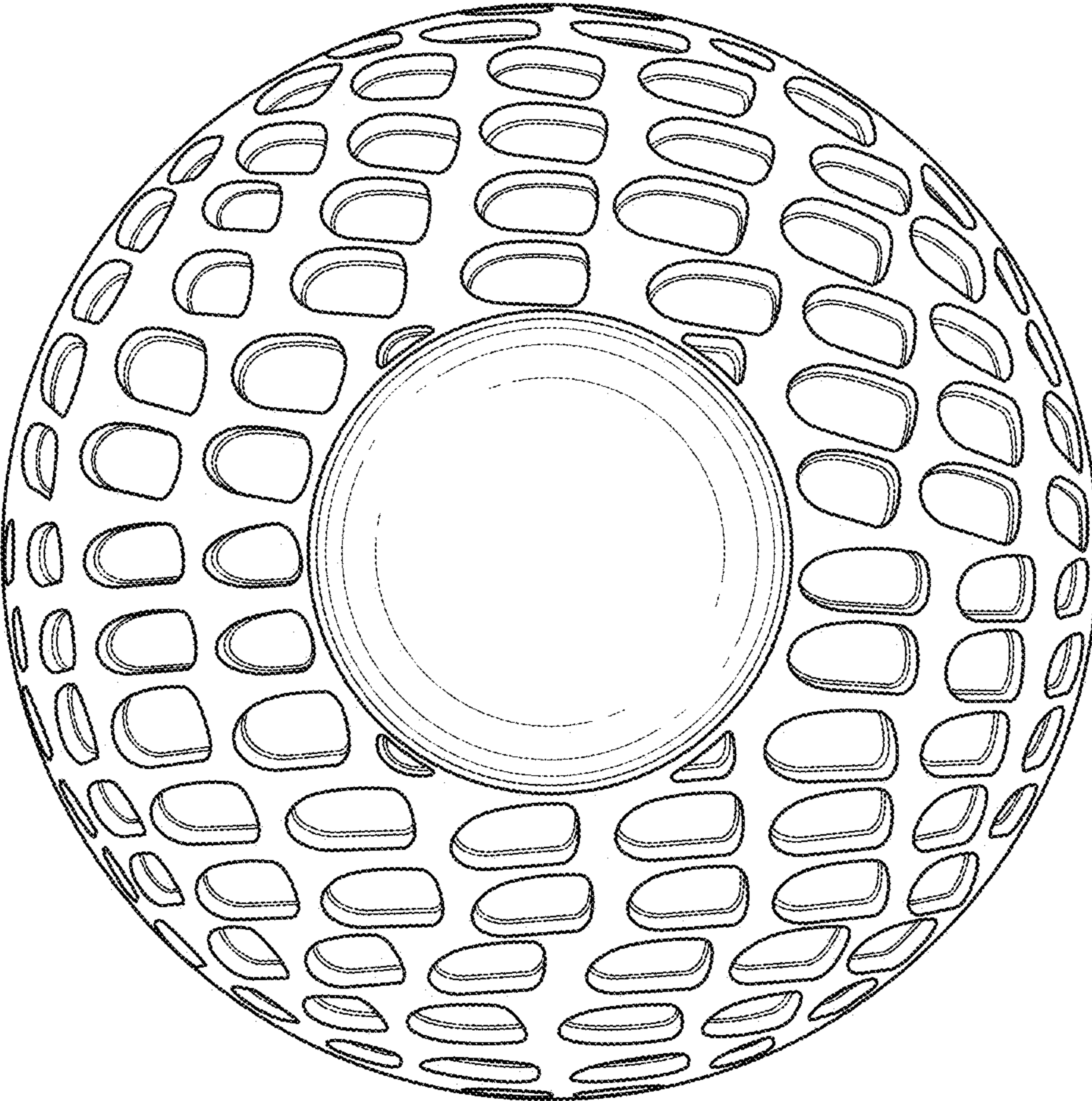


FIG. 5

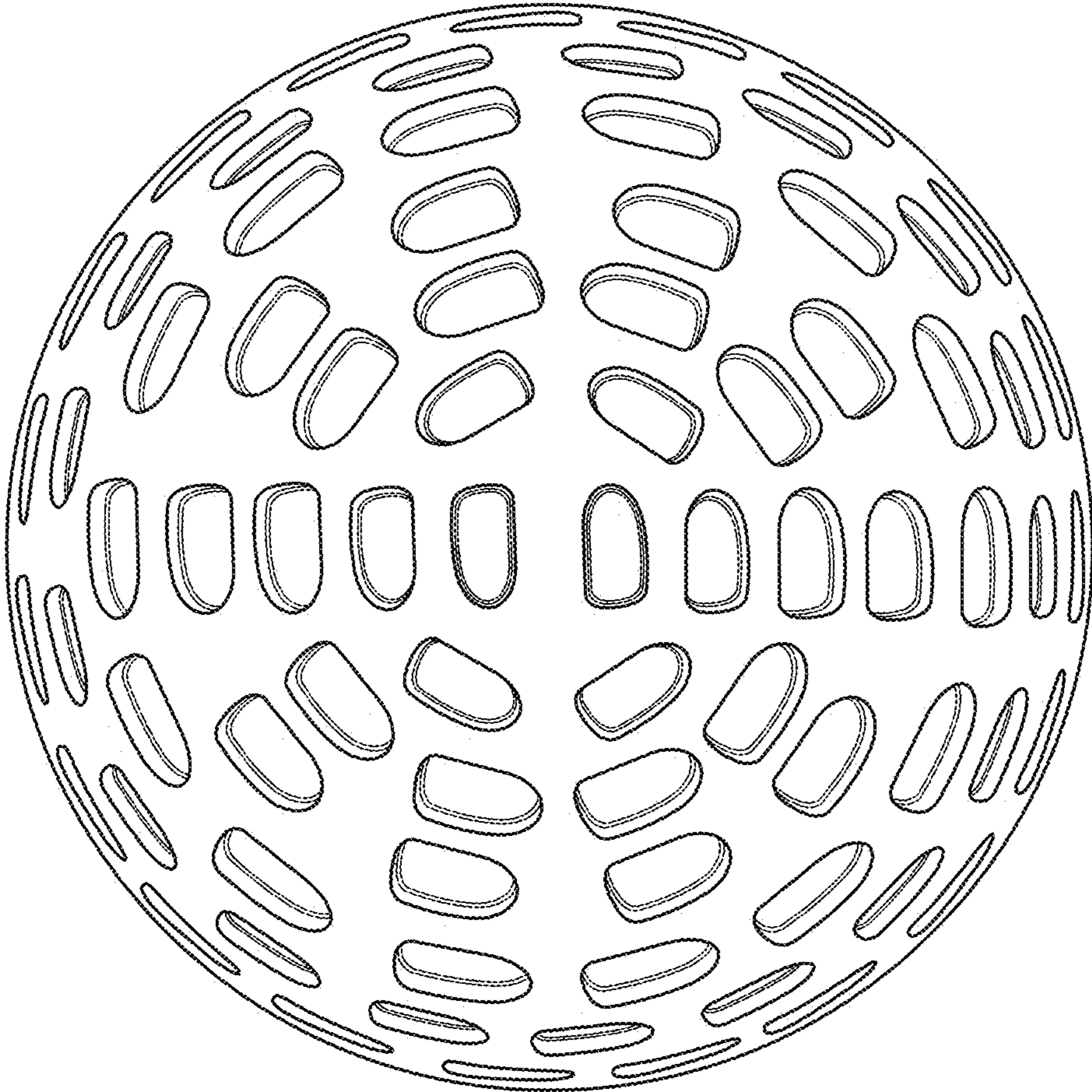


FIG. 6




FIG. 7