



US00D937928S

(12) **United States Design Patent** (10) **Patent No.:** **US D937,928 S**
Shimizu et al. (45) **Date of Patent:** **** Dec. 7, 2021**

(54) **CARD OBJECT CARRIER**

(56) **References Cited**

(71) Applicant: **Wells Fargo Bank, N.A.**, San Francisco, CA (US)

U.S. PATENT DOCUMENTS

(72) Inventors: **Rikuno Shimizu**, Walnut Creek, CA (US); **Ifeoma M. Metu**, Brentwood, CA (US)

1,043,243 A 4/1909 Mitchell
1,895,486 A 1/1933 Overly
2,078,873 A 8/1936 Binger
2,860,826 A 5/1957 Cooke
3,508,702 A 4/1970 Kaiser

(Continued)

(73) Assignee: **Wells Fargo Bank, N.A.**, San Francisco, CA (US)

OTHER PUBLICATIONS

(**) Term: **15 Years**

UBS mailer, as of the earliest effect filing date of the present patent application, 1 page.

(21) Appl. No.: **29/757,193**

(Continued)

(22) Filed: **Nov. 4, 2020**

Primary Examiner — Abraham Bahta

(74) *Attorney, Agent, or Firm* — Merchant & Gould P.C.

Related U.S. Application Data

(63) Continuation of application No. 16/026,844, filed on Jul. 3, 2018, now Pat. No. 10,947,013, and a continuation of application No. 29/655,461, filed on Jul. 3, 2018, now Pat. No. Des. 904,512.

(57) **CLAIM**

The ornamental design for a card object carrier, as shown and described.

(51) **LOC (13) Cl.** **19-01**

(52) **U.S. Cl.**
USPC **D19/3**

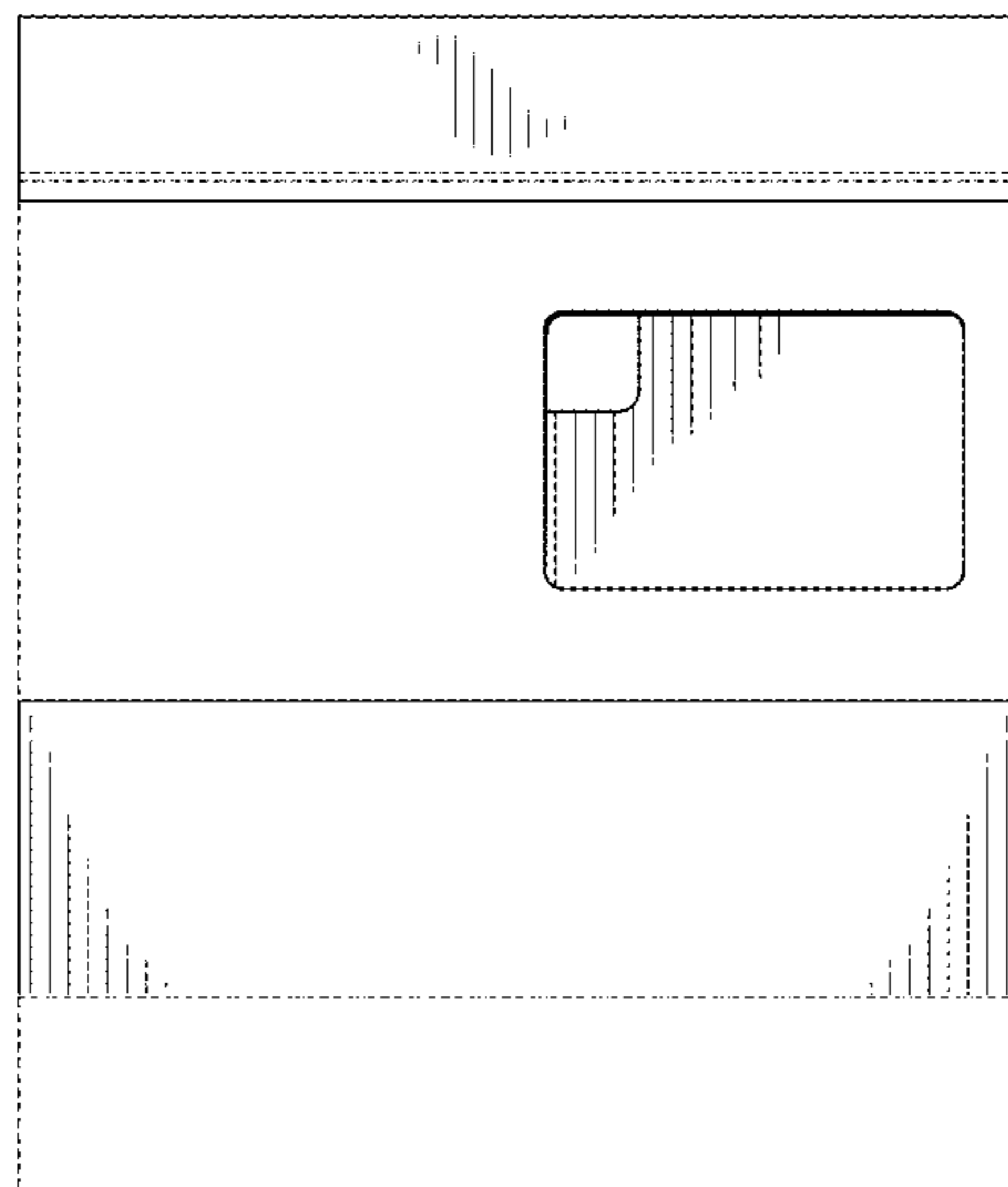
DESCRIPTION

(58) **Field of Classification Search**
USPC D19/1–34; 40/124.01–124.15, 672, 661, 40/726, 776, 617; 229/72, 92, 92.1, 229/300–303, 74, 75, 92.7, 92.5, 79, 68.1, 229/921, 116.2, 103.3; 283/72, 74, 75, 283/103; 206/449, 312, 232; D21/385; D20/10, 22, 27, 40, 42, 11; D14/435–437
CPC B65D 27/00; B65D 27/04; B65D 27/06; B65D 27/30; B65D 27/14; G09F 1/04; B42D 15/00; B42D 15/022; B42D 15/042; B42D 15/027; B42D 15/045; B42D 5/007; B42D 5/005; B42D 5/006; B47B 63/00; B43M 99/00; B43M 99/001; B43M 99/006; B43M 99/007; B43M 99/009

FIG. 1 is a front plan view of a card object carrier. FIG. 2 is a rear plan view of the card object carrier in FIG. 1; and, FIG. 3 is a right side plan view of the card object carrier in FIG. 1. The left side plan view is a mirror image of the right side plan view of FIG. 3. The bottom of the card object carrier is flat and devoid of surface ornamentation. The top of the card object carrier is flat and devoid of surface ornamentation. The broken line showing of portions of the card object carrier is included for the purpose of illustrating environmental structure and forms no part of the claimed design.

See application file for complete search history.

1 Claim, 3 Drawing Sheets



(56)

References Cited

U.S. PATENT DOCUMENTS

3,773,251	A	11/1973	Hadick	
3,999,700	A	12/1976	Chalmers	
5,233,812	A	8/1993	Coppola	
5,678,754	A	10/1997	Kranz	
D512,094	S	11/2005	Mandeel	
D517,601	S	3/2006	Vanderpool	
D784,446	S	4/2017	Myricks	
D788,845	S	6/2017	Liguori	
9,878,825	B1	10/2018	Ward	
D858,632	S	9/2019	Penn	
D904,512	S *	12/2020	Shimizu	D19/2
2004/0069661	A1	4/2004	Telleen	
2007/0007326	A1	1/2007	Miranda	
2011/0186619	A1	8/2011	Moresi	
2011/0204132	A1	8/2011	Vera	

OTHER PUBLICATIONS

UBS mailer, as of the the earliest effect filing date of the present patent application, 1 page.

Wells Fargo mailer, as of the earliest effect filing date of the present patent application, 1 page.

* cited by examiner

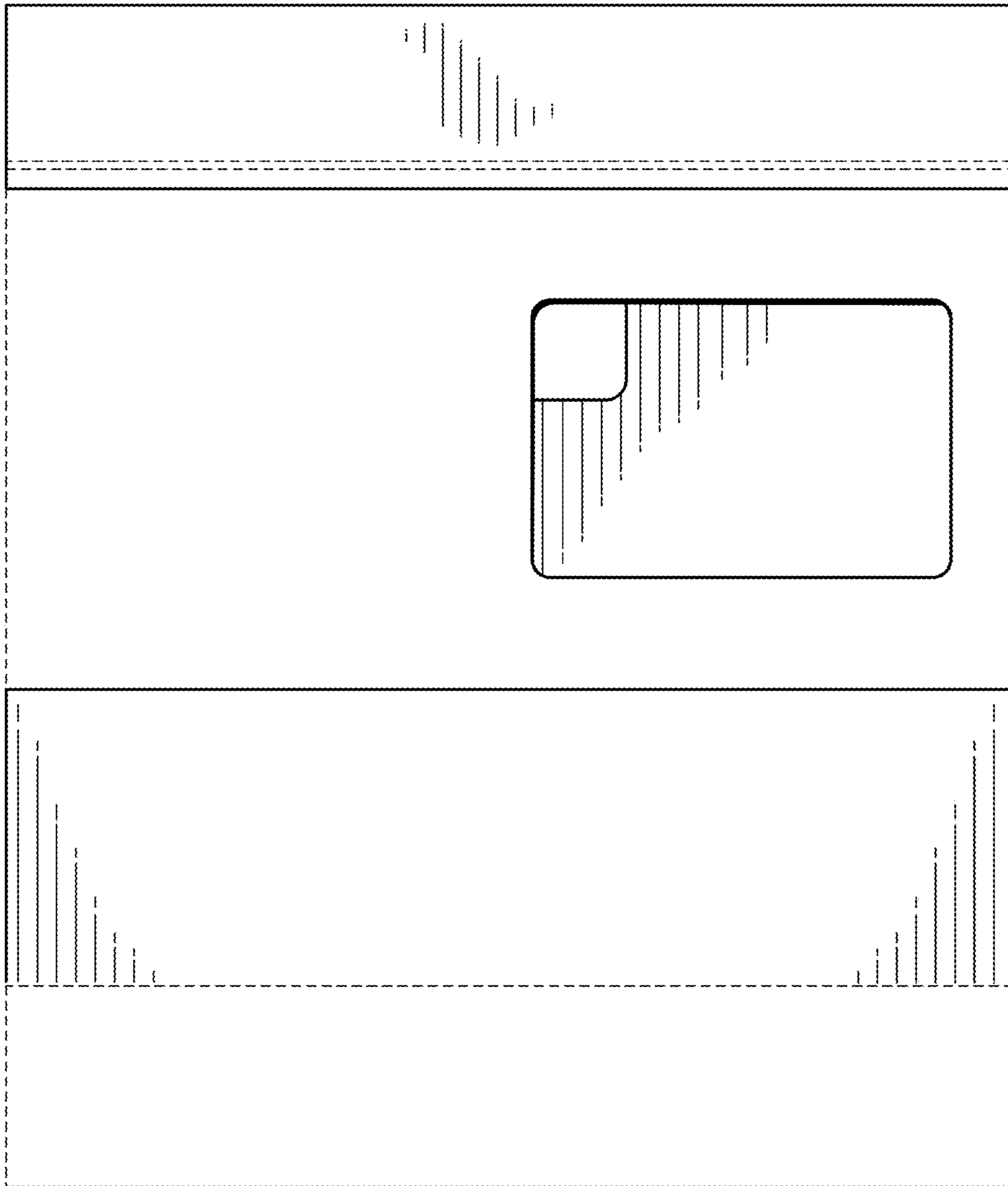


FIG. 1

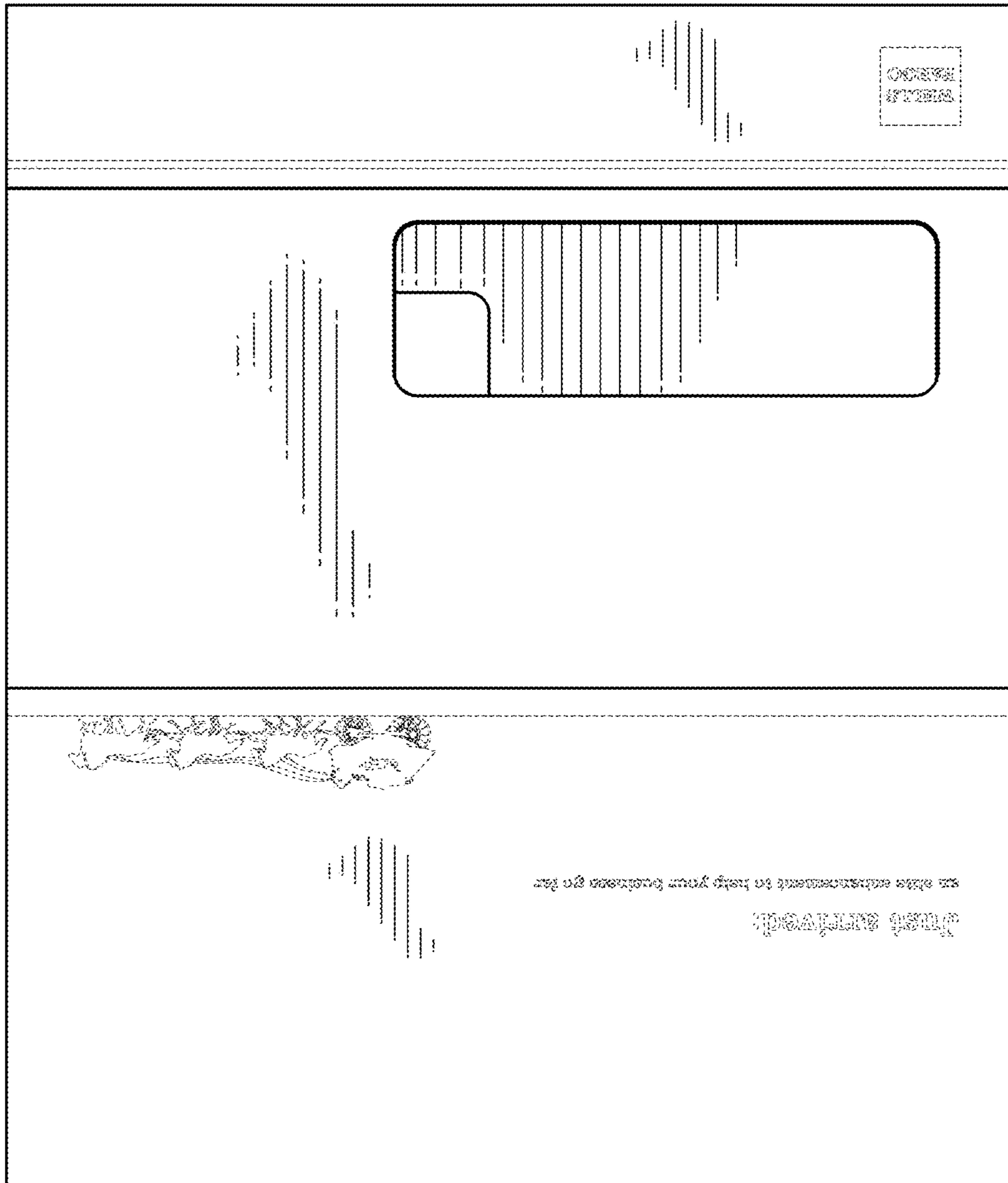


FIG. 2



FIG. 3