

US00D937911S

(12) **United States Design Patent**
Shin et al.

(10) **Patent No.:** **US D937,911 S**

(45) **Date of Patent:** **** *Dec. 7, 2021**

(54) **MACHINE CENTER**

(71) Applicant: **DOOSAN MACHINE TOOLS CO., LTD.**, Chang-Won-si (KR)

(72) Inventors: **Seungwook Shin**, Changwon-si (KR);
Heedong Son, Changwon-si (KR)

(73) Assignee: **DOOSAN MACHINE TOOLS CO., LTD.**, Chang-Won-si (KR)

(*) Notice: This patent is subject to a terminal disclaimer.

(**) Term: **15 Years**

(21) Appl. No.: **29/712,966**

(22) Filed: **Nov. 13, 2019**

(30) **Foreign Application Priority Data**

May 14, 2019 (KR) 30-2019-0022547

(51) **LOC (13) Cl.** **15-09**

(52) **U.S. Cl.**
USPC **D15/122**

(58) **Field of Classification Search**

USPC D12/300, 317; D15/4, 5, 9, 122, 124,
D15/127-131, 135, 139-141, 143, 144,
D15/199; D23/206, 213, 214, 233-235,
D23/245, 249, 257, 259, 260, 270;
D8/499; D13/184; D18/50;
D14/900-902

CPC G09F 27/00; G09F 9/30; G07F 19/20
See application file for complete search history.

(56) **References Cited**

U.S. PATENT DOCUMENTS

D546,300 S * 7/2007 Yokota D14/126
D552,570 S * 10/2007 Niitsu D14/126
D628,764 S * 12/2010 Bleck D99/28

D631,634 S * 1/2011 Bleck D99/28
D678,652 S * 3/2013 Budde D99/28
D681,699 S * 5/2013 Lin D15/122
D711,947 S * 8/2014 Son D15/199
D769,872 S * 10/2016 Swyst D14/371
D773,328 S * 12/2016 DeLeon D10/104.1
D866,622 S * 11/2019 Son D15/122
D873,921 S * 1/2020 Bernard D21/369
D886,905 S * 6/2020 Bernard D21/369
D904,328 S * 12/2020 Margis B64D 11/00154
D14/126

* cited by examiner

Primary Examiner — Michael C Stout

Assistant Examiner — Fritzgerald L Butac

(74) *Attorney, Agent, or Firm* — STIP Law Group, LLC

(57) **CLAIM**

The ornamental design for machine center, as shown and described.

DESCRIPTION

FIG. 1 is a perspective view of the machine center showing the present design.

FIG. 2 is a front view thereof.

FIG. 3 is a rear view thereof.

FIG. 4 is a left side view thereof.

FIG. 5 is a right side view thereof; and,

FIG. 6 is a top view of thereof.

The broken lines in the figures represent environmental structure and form no part of the claimed design.

1 Claim, 6 Drawing Sheets

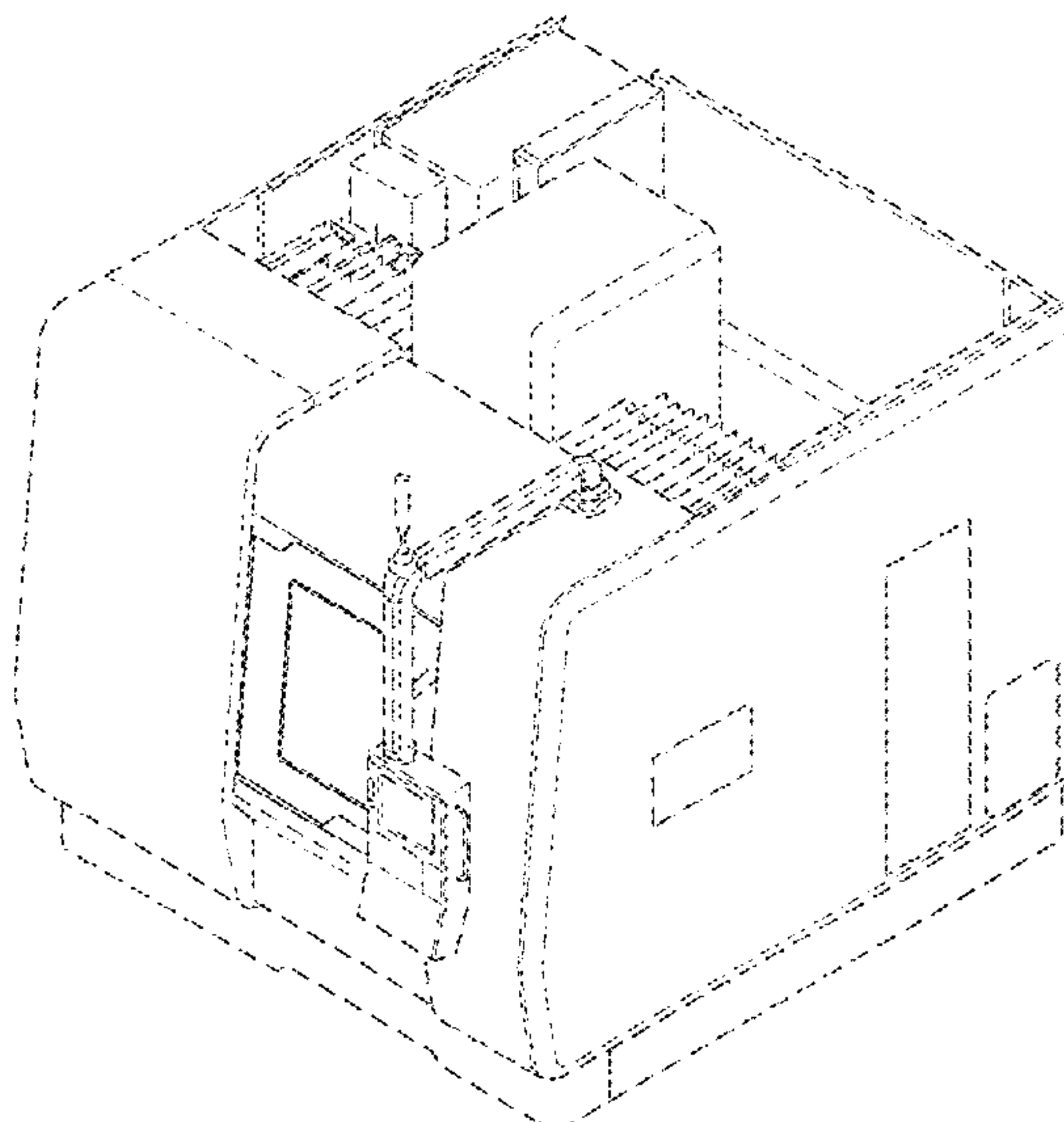


FIG. 1

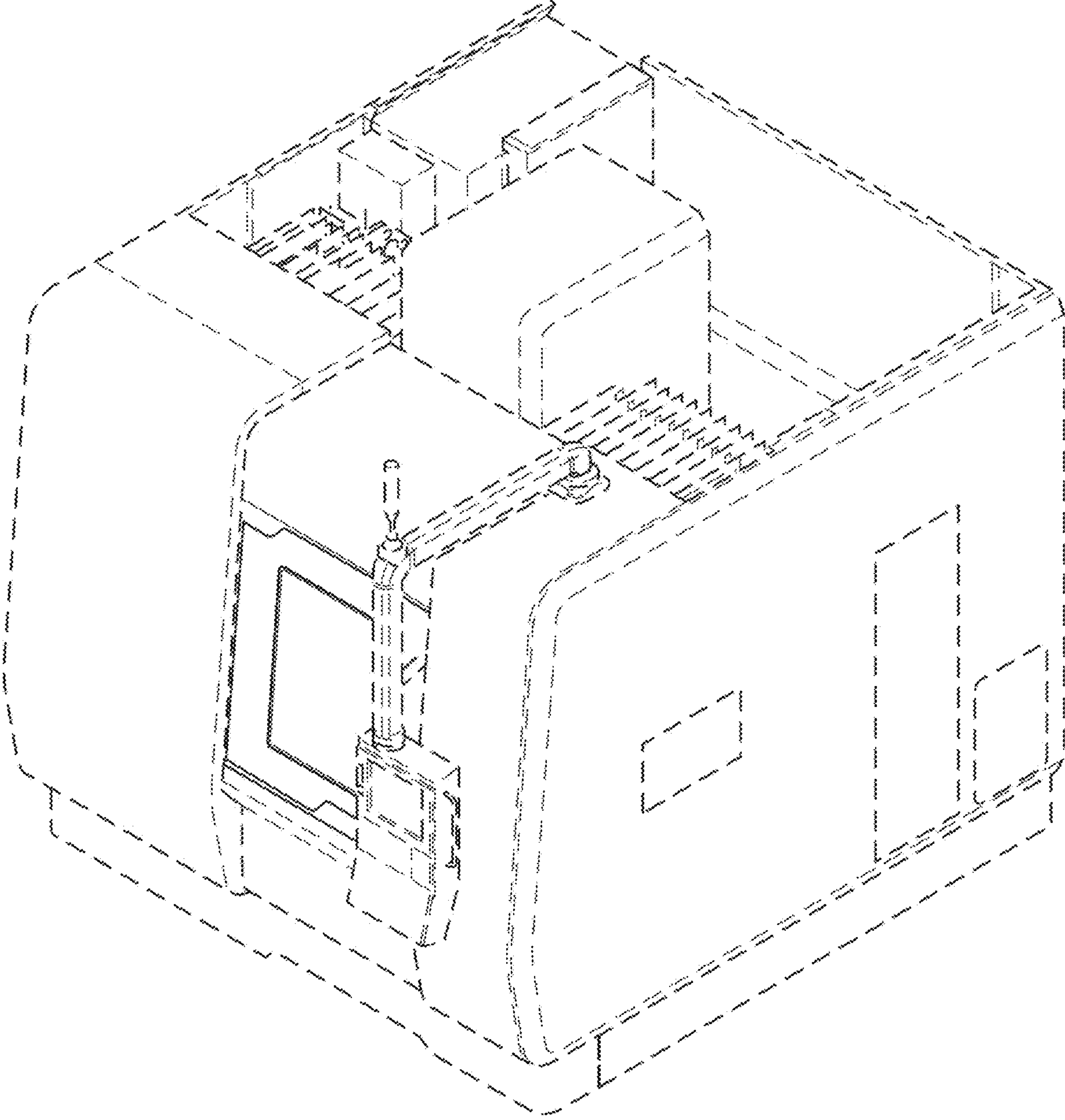


FIG. 2

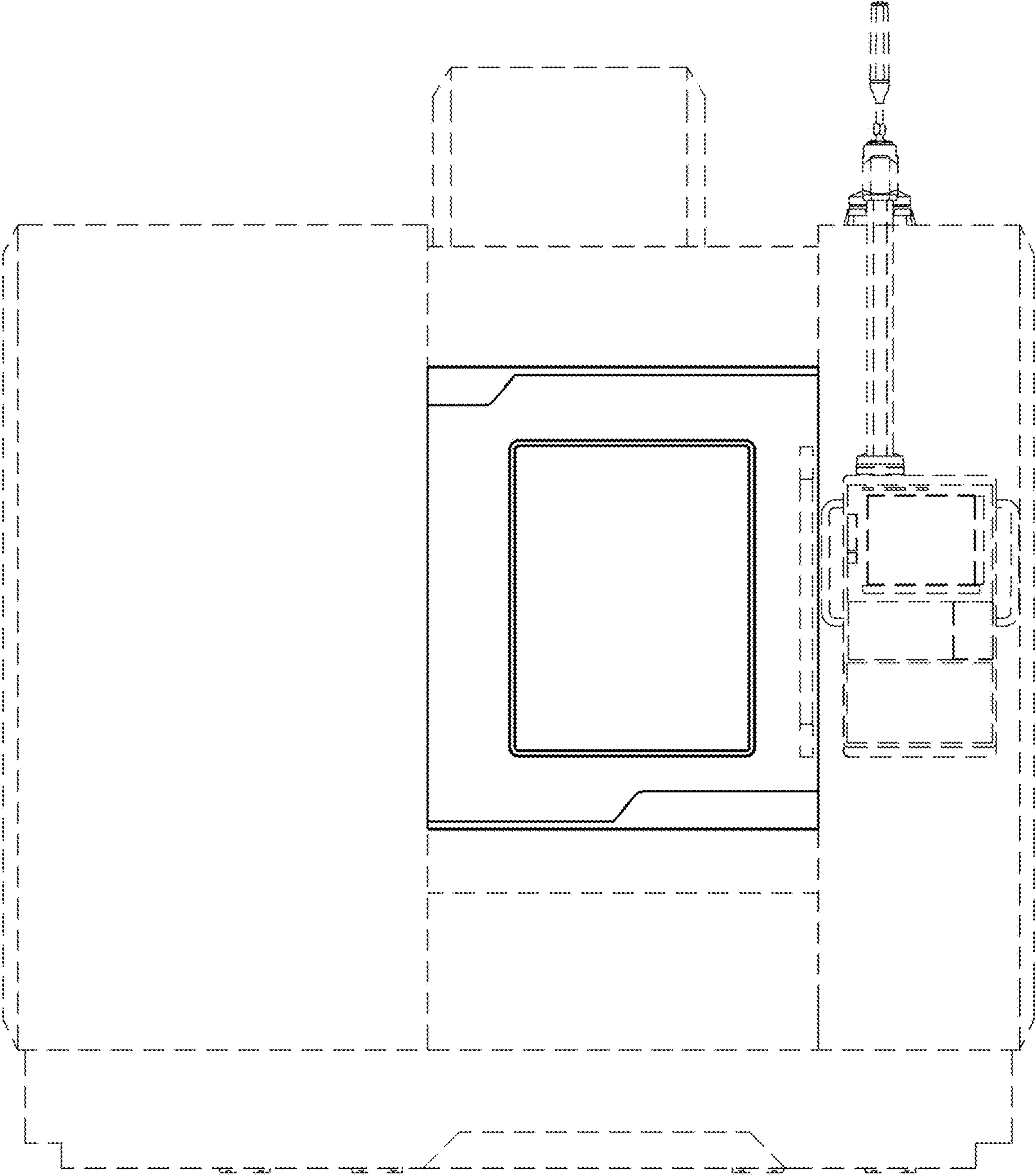


FIG. 3

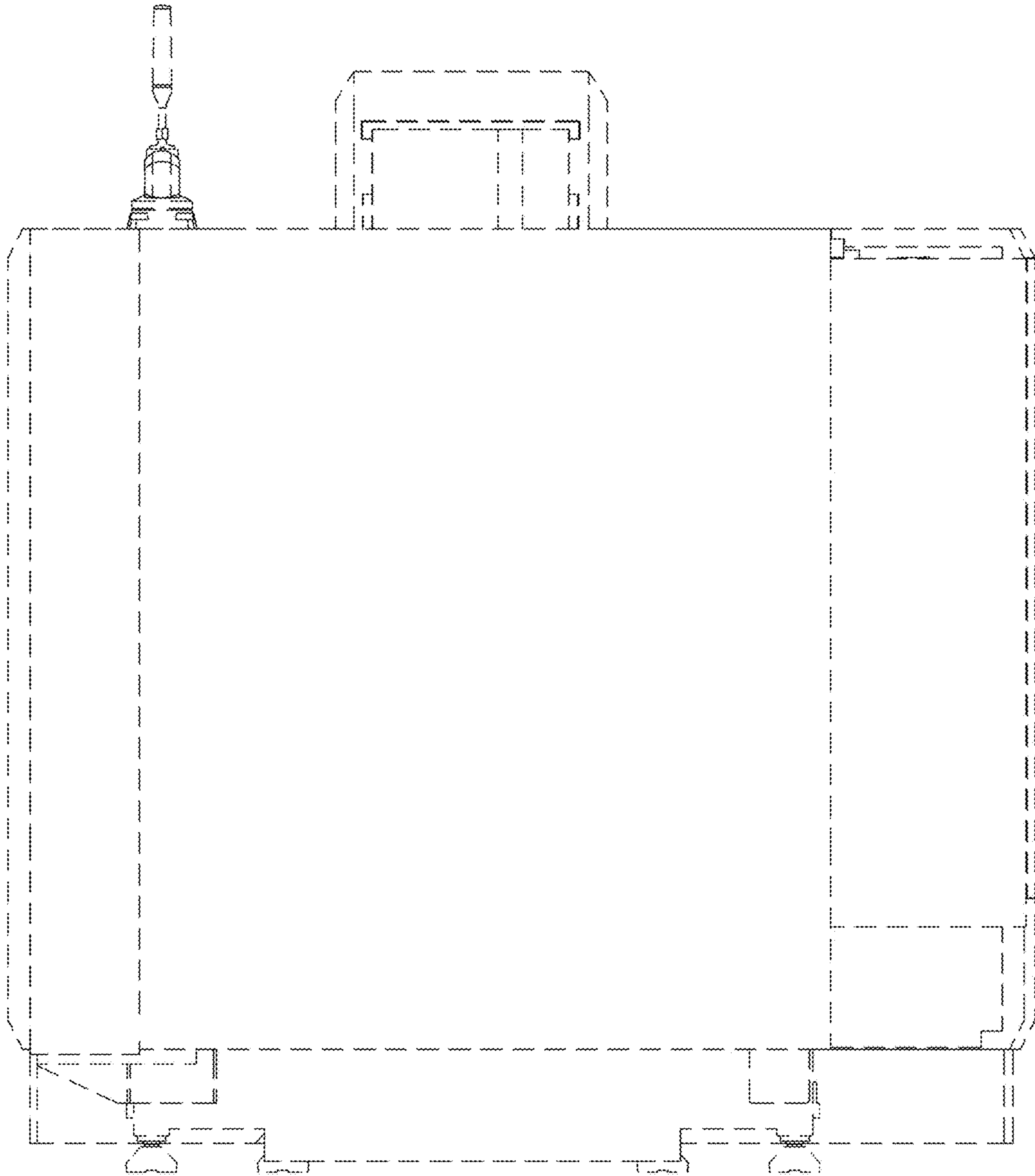


FIG. 4

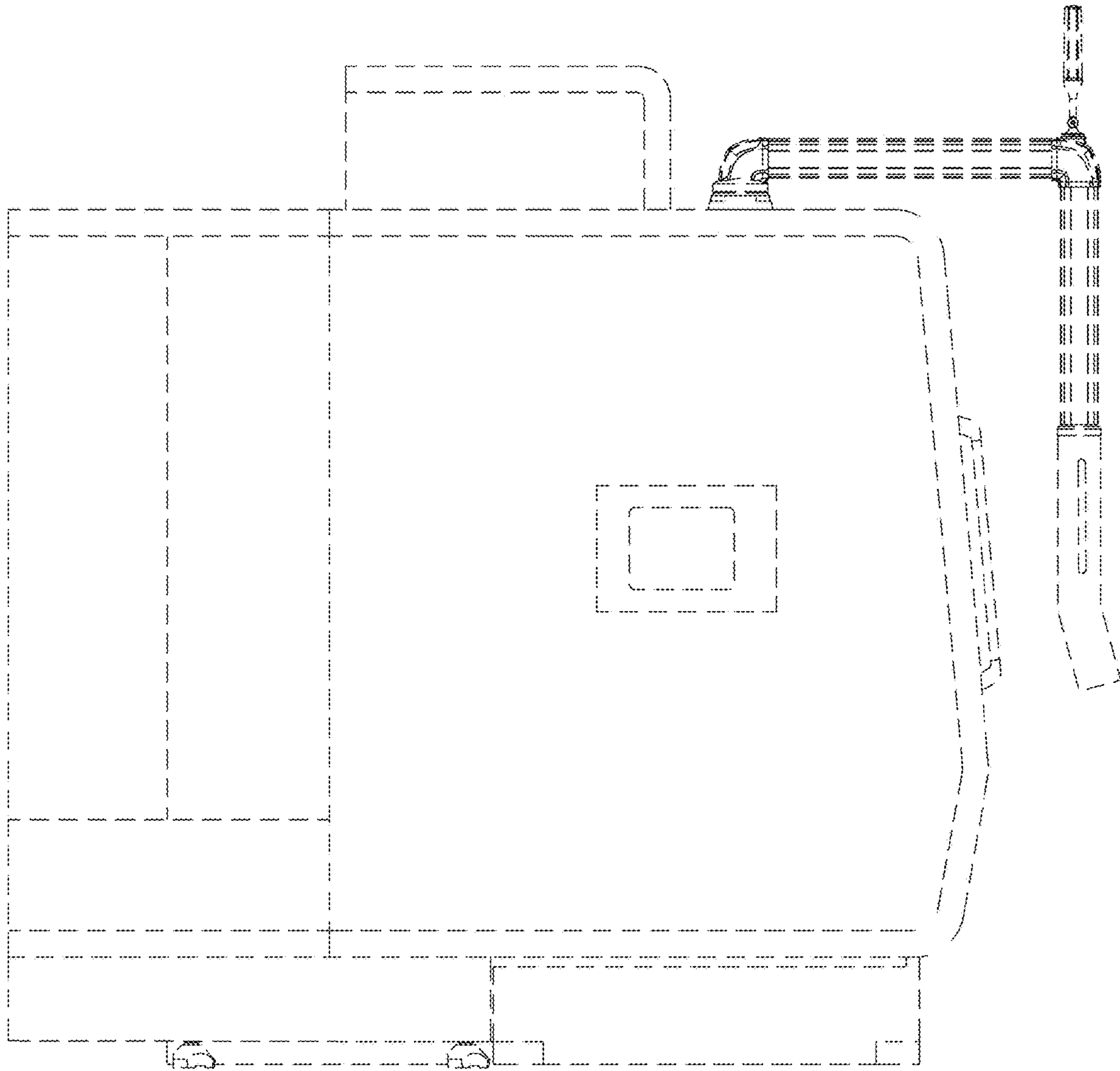


FIG. 5

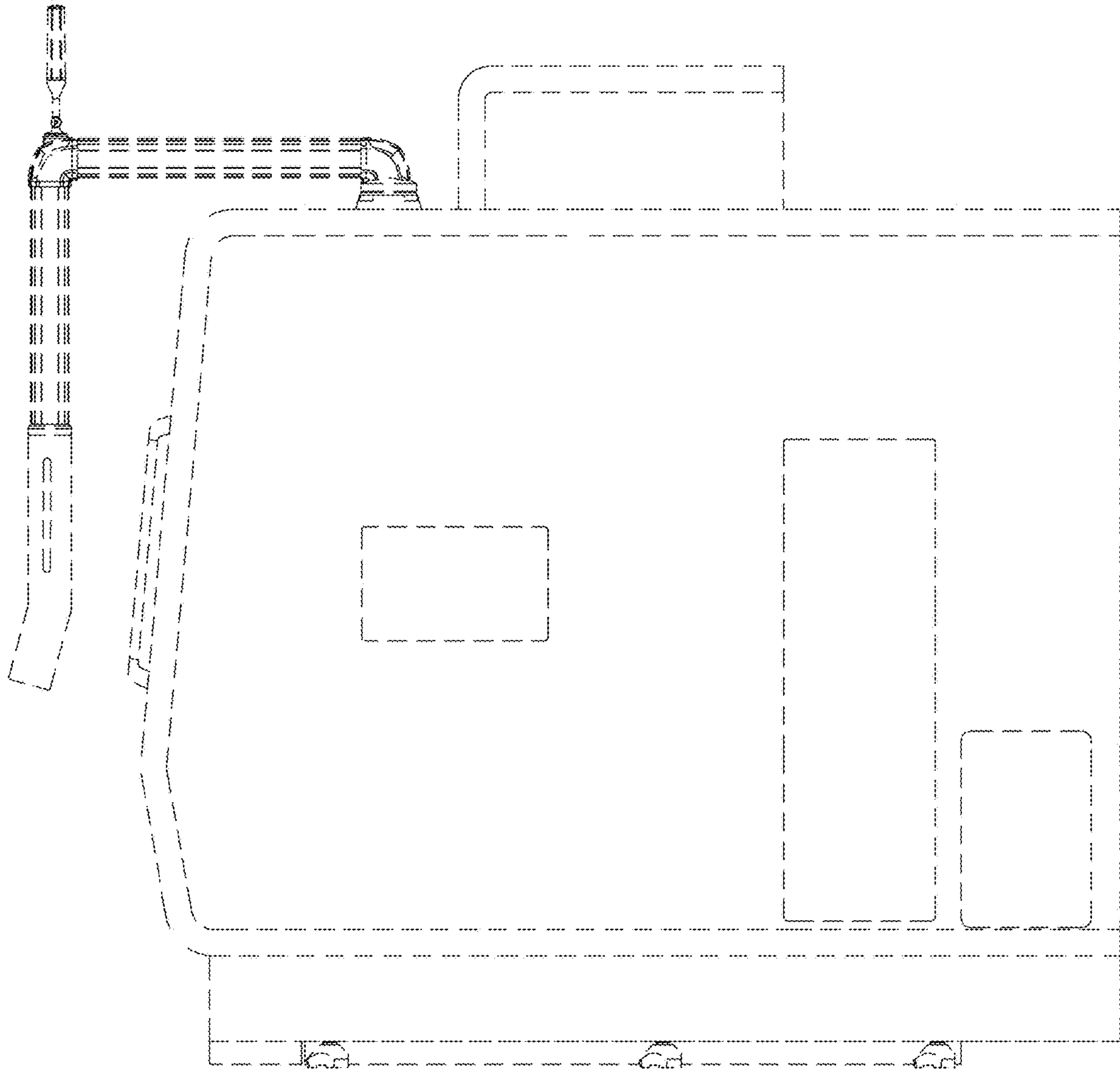


FIG. 6

