



US00D937810S

(12) **United States Design Patent** (10) **Patent No.:** **US D937,810 S**
Vossel et al. (45) **Date of Patent:** **** Dec. 7, 2021**

(54) **MEDIA PLAYER DEVICE**
(71) Applicant: **Sonos, Inc.**, Santa Barbara, CA (US)
(72) Inventors: **Philippe Vossel**, Wuppertal (DE);
Edward Mitchell, Thousand Oaks, CA (US)

D754,100 S 4/2016 Mcmanigal
D754,629 S * 4/2016 Kim D14/204
D800,694 S * 10/2017 Sugiura D14/214
D818,455 S 5/2018 Mcmanigal et al.
D836,604 S 12/2018 Kim et al.
D861,642 S * 10/2019 Werle D14/214
D924,838 S * 7/2021 Kang D14/204
D924,839 S * 7/2021 Kang D14/204

(73) Assignee: **Sonos, Inc.**, Santa Barbara, CA (US)

* cited by examiner

(**) Term: **15 Years**

Primary Examiner — Keli L Hill

(21) Appl. No.: **29/725,522**

(74) *Attorney, Agent, or Firm* — KPPB LLP

(22) Filed: **Feb. 25, 2020**

(51) **LOC (13) Cl.** **14-01**

(57) **CLAIM**

(52) **U.S. Cl.**
USPC **D14/216**; D14/210

The ornamental design for a media player device, as shown and described.

(58) **Field of Classification Search**
USPC D14/167, 168, 170–172, 188, 194–196,
D14/204, 209.1, 210–216, 219, 221, 222,
D14/224, 239, 496

DESCRIPTION

CPC B60R 11/0217; G06F 1/1688; G10K 9/22;
G10K 11/004; H03F 1/327; H04M 1/03;
H04M 1/035; H04N 5/642; H04N
21/4852; H04R 1/02; H04R 1/06; H04R
1/021; H04R 1/025; H04R 1/026; H04R
1/028; H04R 1/105; H04R 1/323; H04R
1/403; H04R 1/2803; H04R 1/2834;
H04R 5/02; H04R 7/20; H04R 9/06;
H04R 9/025; H04R 2201/021; H04R
2400/00; H04R 2201/07; H04R 2499/11;
H04R 2499/13; H04R 2499/15; H04S
3/00; H04S 7/30

FIG. 1 is a front elevation view of a media player device;
FIG. 2 is a rear elevation view thereof;
FIG. 3 is top plan view thereof;
FIG. 4 is an enlarged portion of FIG. 3;
FIG. 5 is a bottom plan view thereof;
FIG. 6 is a first side view thereof;
FIG. 7 is a second side view thereof;
FIG. 8 is a perspective view thereof; and,
FIG. 9 is an enlarged portion of FIG. 8.

See application file for complete search history.

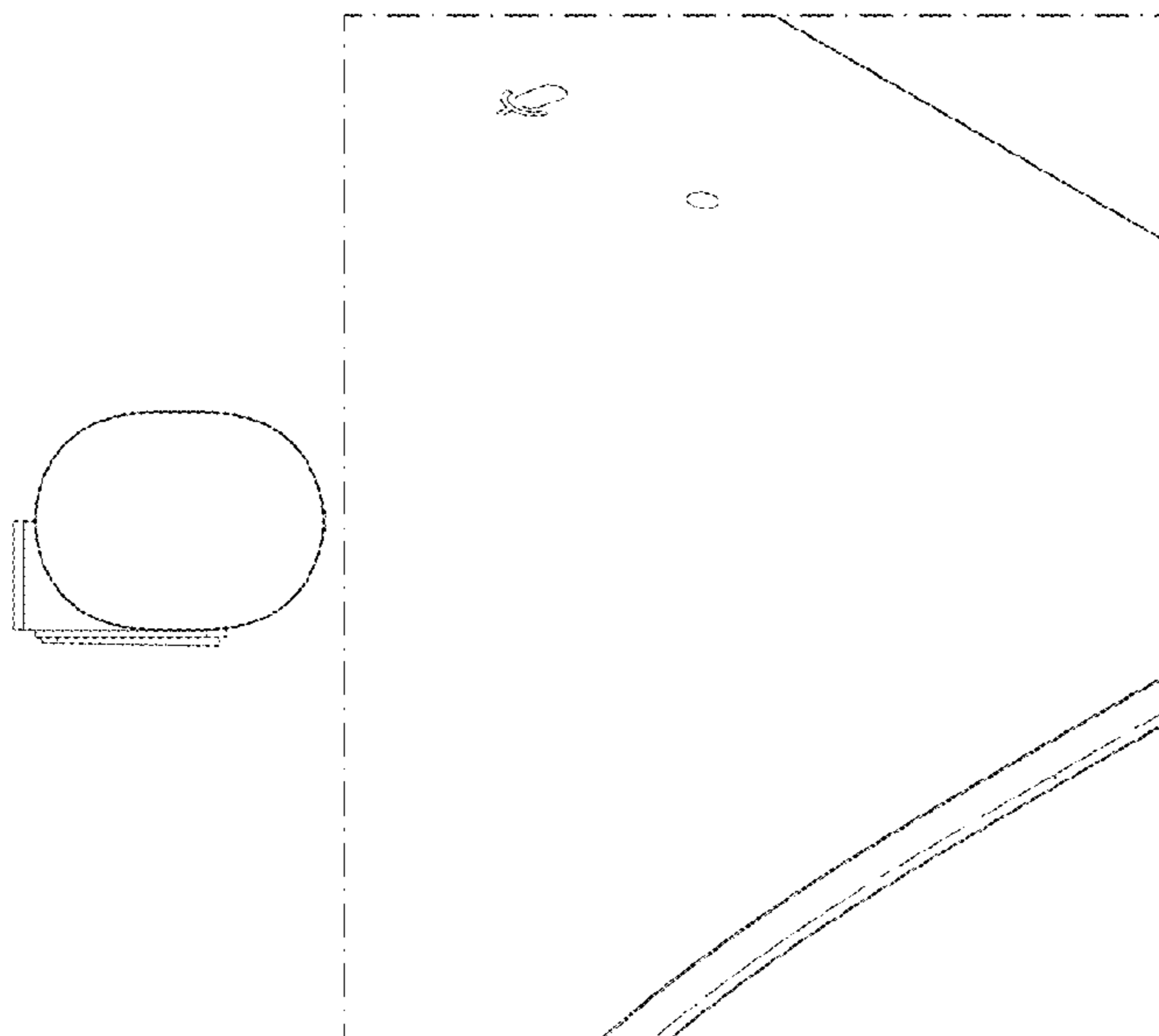
The dashed broken lines in the figures illustrate the portions of the design that form no part of the claimed design.
The dot-dot broken lines illustrate unclaimed seams in the design that do not form part of the claimed design.
The dot-dash broken lines frame portions of the figures that show an enlarged view; the broken lines form no part of the claimed design.

(56) **References Cited**

U.S. PATENT DOCUMENTS

D729,207 S * 5/2015 Ko D14/216
D743,373 S * 11/2015 Kim D14/210

1 Claim, 4 Drawing Sheets



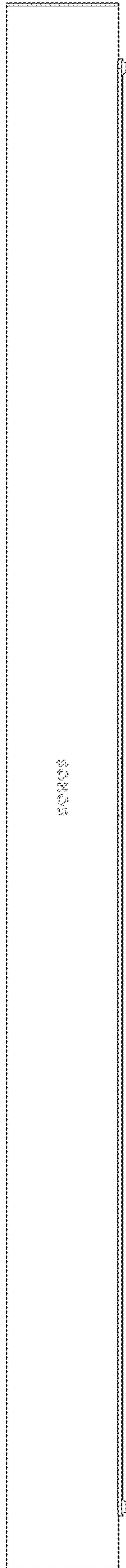


FIG. 1

Fig. 1

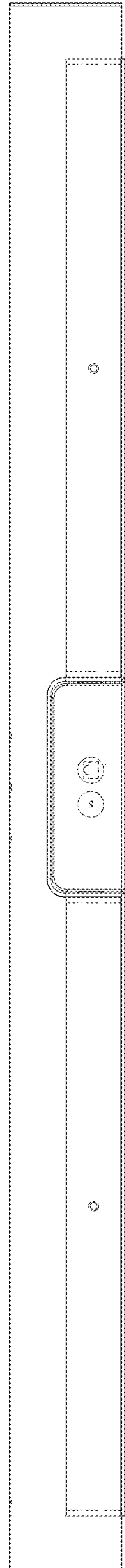


Fig. 2

Fig. 4

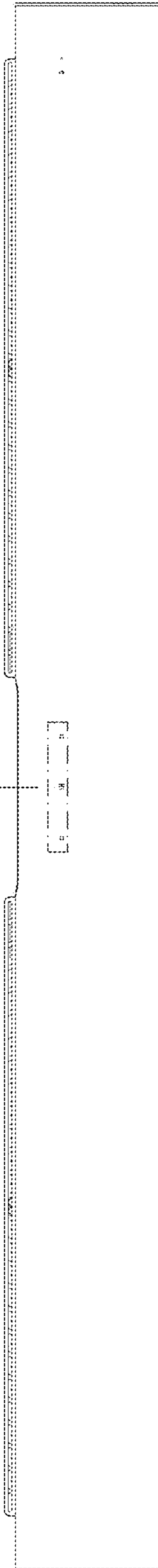
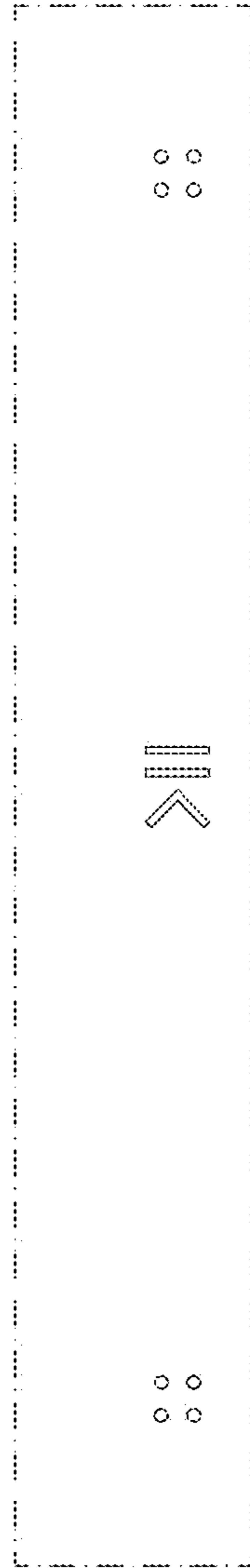


Fig. 3

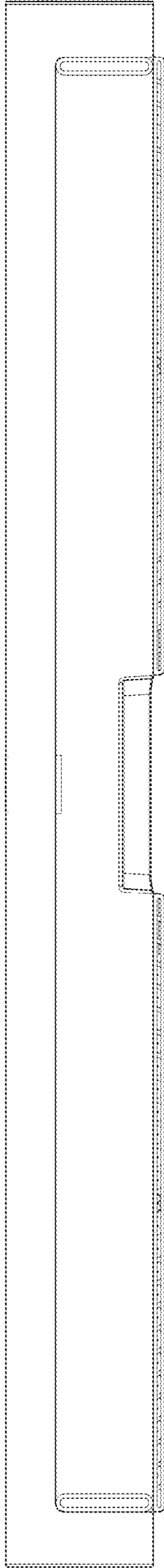


Fig. 5

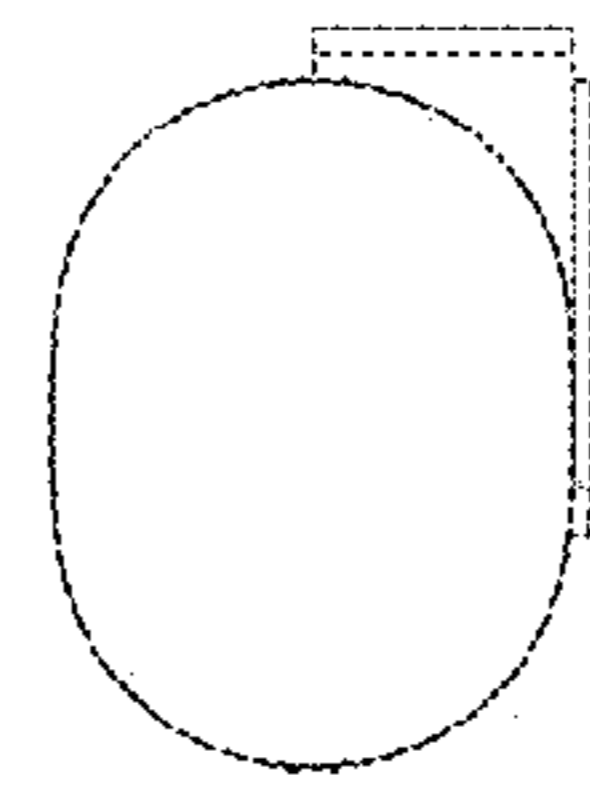


Fig. 6

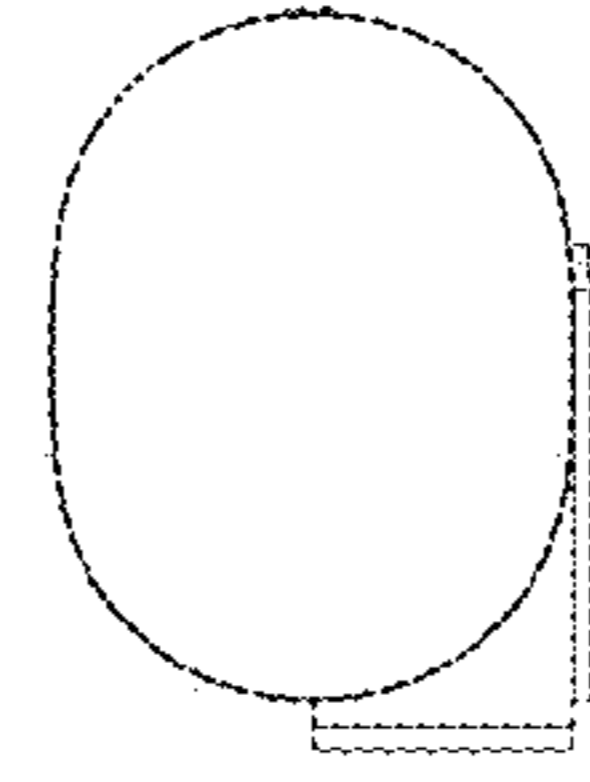


Fig. 7

