



US00D937803S

(12) **United States Design Patent**
Haaf

(10) **Patent No.:** **US D937,803 S**

(45) **Date of Patent:** **** Dec. 7, 2021**

- (54) **HEADPHONE WITH FANS**
- (71) Applicant: **ebm-papst Mulfingen GmbH & Co. KG, Mulfingen (DE)**
- (72) Inventor: **Oliver Haaf, Kupferzell (DE)**
- (73) Assignee: **ebm-papst Mulfingen GmbH & Co. KG, Mulfingen (DE)**
- (**) Term: **15 Years**
- (21) Appl. No.: **29/705,467**
- (22) Filed: **Sep. 12, 2019**

- 3,813,696 A * 6/1974 Yeager A42B 3/286
2/171.3
 - D254,183 S * 2/1980 Doodson D14/205
 - 4,546,496 A * 10/1985 Lewis A42C 5/04
2/171.3
 - D302,429 S * 7/1989 Leer D14/137
 - 5,018,599 A * 5/1991 Dohi H04R 1/1008
181/129
 - 5,293,647 A * 3/1994 Mirmilshteyn H04R 1/10
2/209
 - 5,345,512 A * 9/1994 Lee H04R 1/1066
181/136
 - 5,561,862 A * 10/1996 Flores, Sr. A42B 3/286
2/171.3
 - D387,150 S * 12/1997 Coonahan D23/332
- (Continued)

(30) **Foreign Application Priority Data**

- Mar. 15, 2019 (EM) 006312336-0002
- Mar. 15, 2019 (EM) 006312336-0003

- (51) **LOC (13) Cl.** **14-01**
- (52) **U.S. Cl.**

USPC **D14/205; D23/370**

(58) **Field of Classification Search**

USPC D14/205, 188, 192; D23/370, 382, 383,
D23/399; 2/209, 209.13, 171.3, 906;
D29/112; D24/107; 455/90.3, 575.1,
455/569.1

CPC H04R 25/00; H04R 1/1066; H04R 1/1016;
H04R 5/033; H04R 5/0335; H04R 1/10;
F04D 29/281; F04D 29/54; A42C 5/04;
A61F 9/06

See application file for complete search history.

(56) **References Cited**

U.S. PATENT DOCUMENTS

- 1,964,655 A * 6/1934 Williamson A61F 7/103
607/109
- 2,555,871 A * 6/1951 Caggiano G03B 15/02
362/108
- 3,168,748 A * 2/1965 Limberg A42B 3/286
2/171.3

FOREIGN PATENT DOCUMENTS

EM 006312336-0001 * 3/2019

Primary Examiner — Paula Allen Greene

(74) *Attorney, Agent, or Firm* — Harness, Dickey & Pierce, P.L.C.

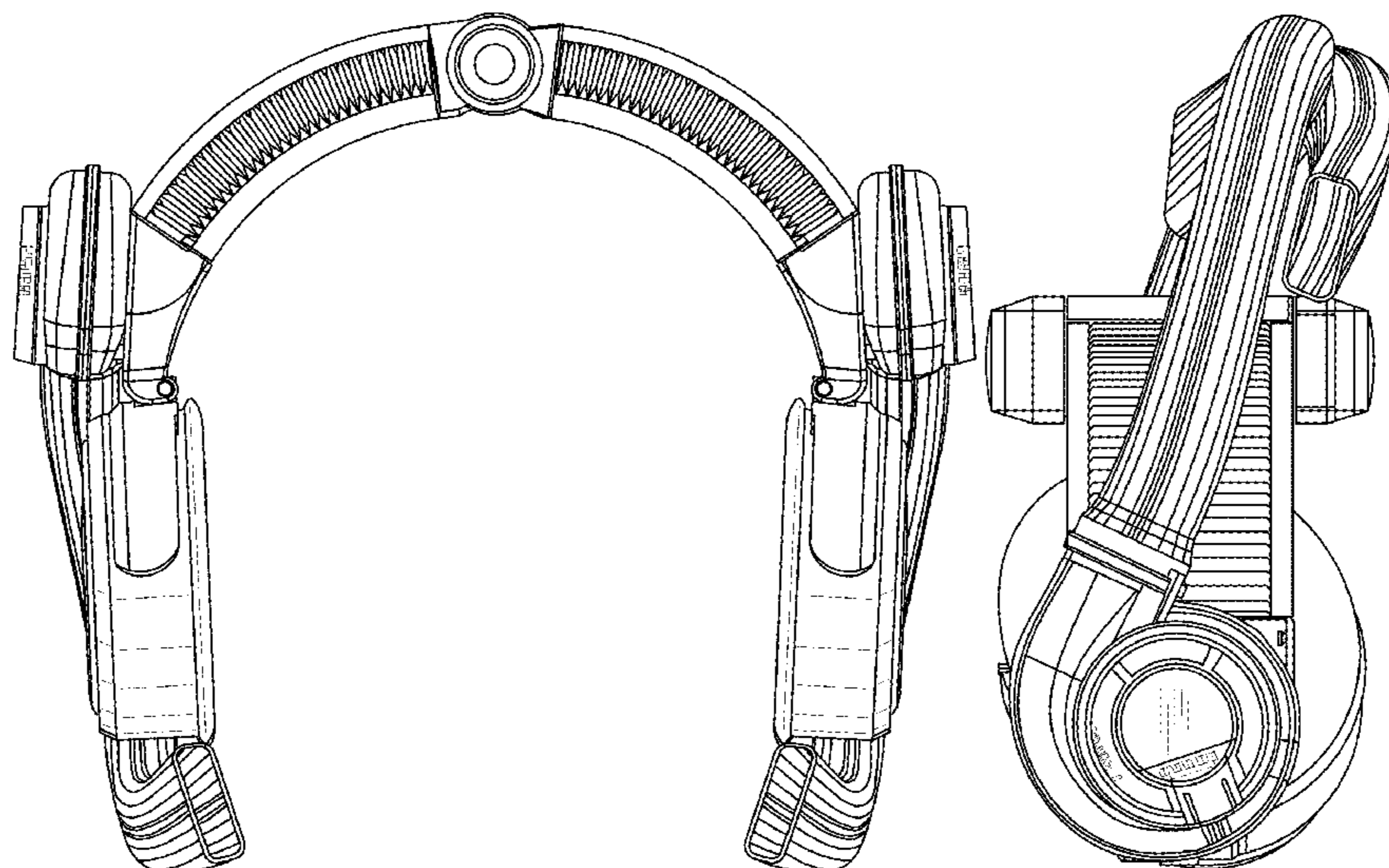
(57) **CLAIM**

The ornamental design for a headphone with fans, as shown and described.

DESCRIPTION

FIG. 1 is a front elevation view of headphones with fans showing the new design;
 FIG. 2 is the side elevation view of FIG. 1 thereof;
 FIG. 3 is a rear elevation view of FIG. 1 in a folded condition thereof;
 FIG. 4 is a side elevation view of FIG. 3 thereof;
 FIG. 5 is a front elevation of a second embodiment of the headphone with fans showing the new design; and,
 FIG. 6 is a side elevation view of FIG. 5 thereof.
 The broken lines to environment forms no part of the claimed design.

1 Claim, 6 Drawing Sheets



(56)

References Cited

U.S. PATENT DOCUMENTS

D410,466 S * 6/1999 Mouri D14/205
 6,125,636 A * 10/2000 Taylor A61F 7/10
 6,760,925 B1 * 7/2004 Maxwell A42B 3/285
 62/259.3
 D504,883 S * 5/2005 Jacobson D14/192
 6,993,143 B2 * 1/2006 Harris H04R 1/1066
 381/374
 D534,269 S * 12/2006 Liang D23/383
 7,200,873 B2 * 4/2007 Klotz A41D 13/1153
 2/171.3
 D576,604 S * 9/2008 Suzuki D14/205
 D600,674 S * 9/2009 Brennwald D14/205
 D604,266 S * 11/2009 Milde D14/205
 D613,266 S * 4/2010 Barry D14/205
 D635,958 S * 4/2011 Ando D14/205
 7,940,924 B2 * 5/2011 Amae H04R 1/1066
 379/430
 8,136,169 B2 * 3/2012 Taylor A42B 1/008
 2/171.3

8,359,662 B2 * 1/2013 Viljanen A62B 9/04
 2/8.6
 D690,284 S * 9/2013 Brennwald D14/205
 8,667,960 B2 * 3/2014 Ausen A62B 18/045
 128/201.25
 D711,347 S * 8/2014 Gan H04R 1/1066
 D14/205
 9,344,794 B1 * 5/2016 Blonder H04R 1/1066
 D783,572 S * 4/2017 Matthews D14/205
 10,219,068 B2 * 2/2019 Cochran H04R 1/1091
 D862,679 S * 10/2019 Zhou D23/380
 D903,086 S * 11/2020 Liu D23/370
 D903,087 S * 11/2020 Zhou D23/370
 D906,510 S * 12/2020 Heli D23/383
 2001/0017925 A1 * 8/2001 Ceravolo H04M 1/05
 381/370
 2007/0177748 A1 * 8/2007 Yang H04R 1/1075
 381/309
 2008/0037816 A1 * 2/2008 Lee H04R 5/0335
 381/379
 2017/0370596 A1 * 12/2017 Lee A41D 13/0025
 2020/0187574 A1 * 6/2020 Te Hsiang F04D 25/0673
 2020/0300261 A1 * 9/2020 Umematsu F04D 29/281

* cited by examiner

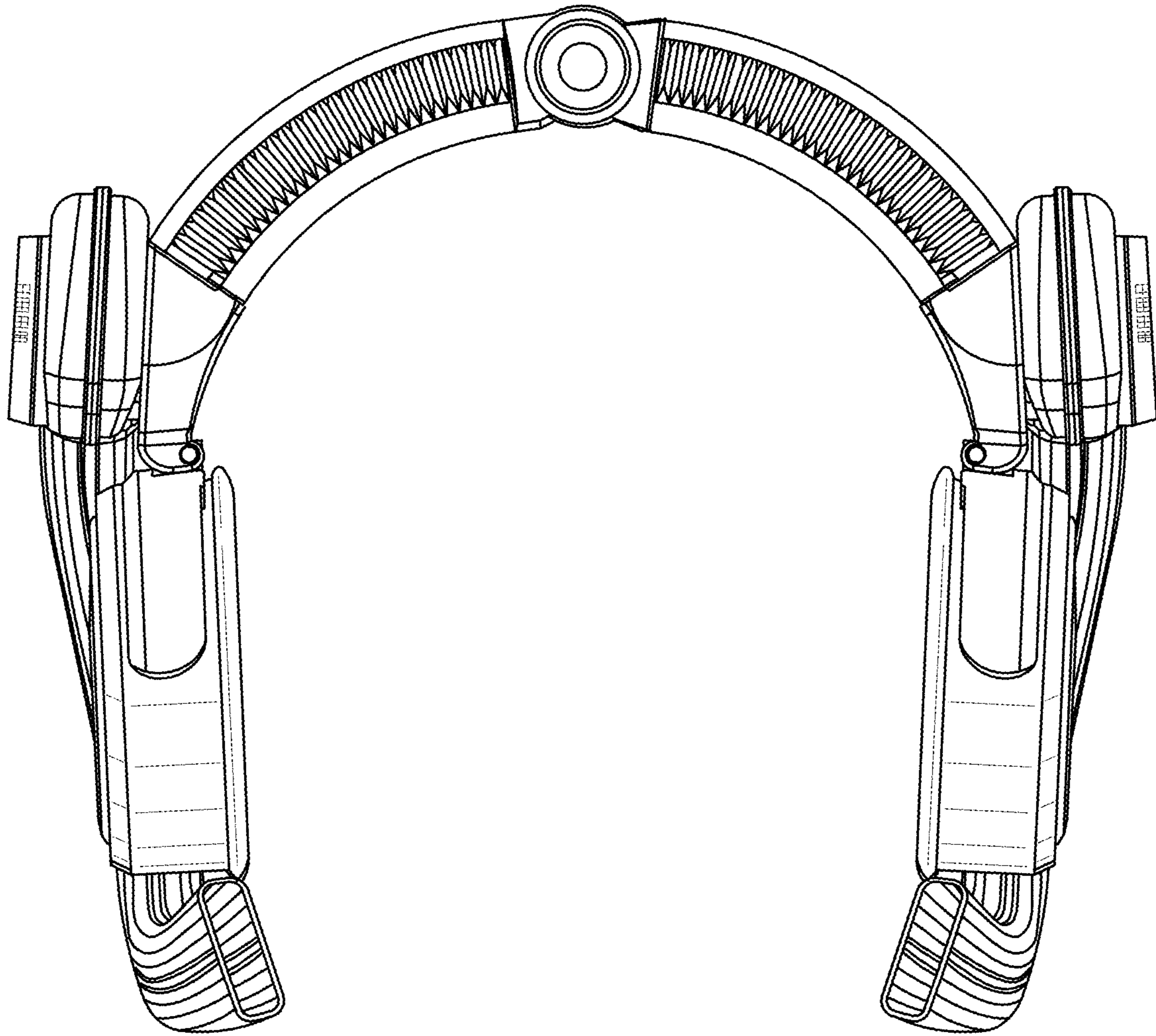


Fig. 1

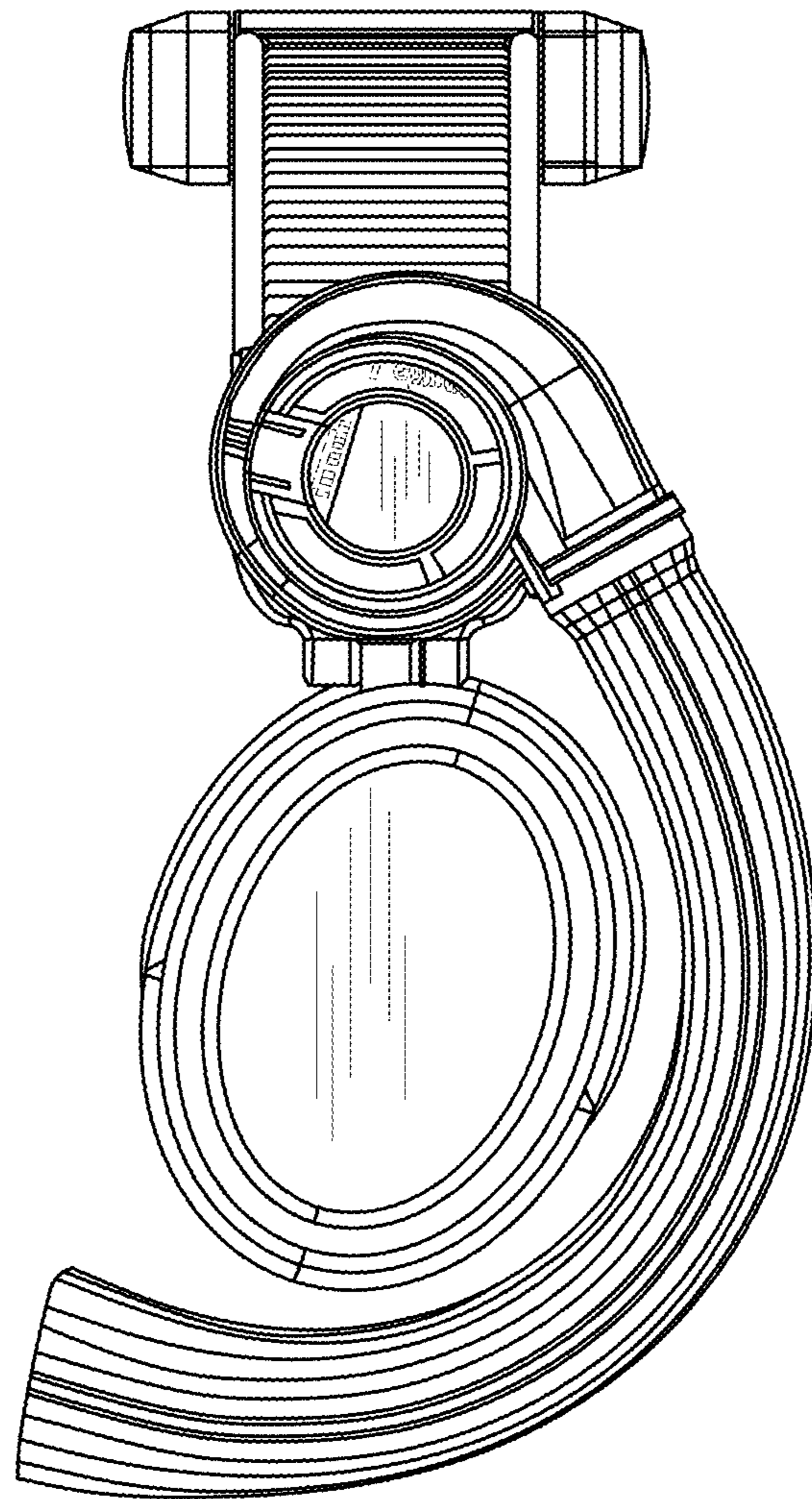


Fig. 2

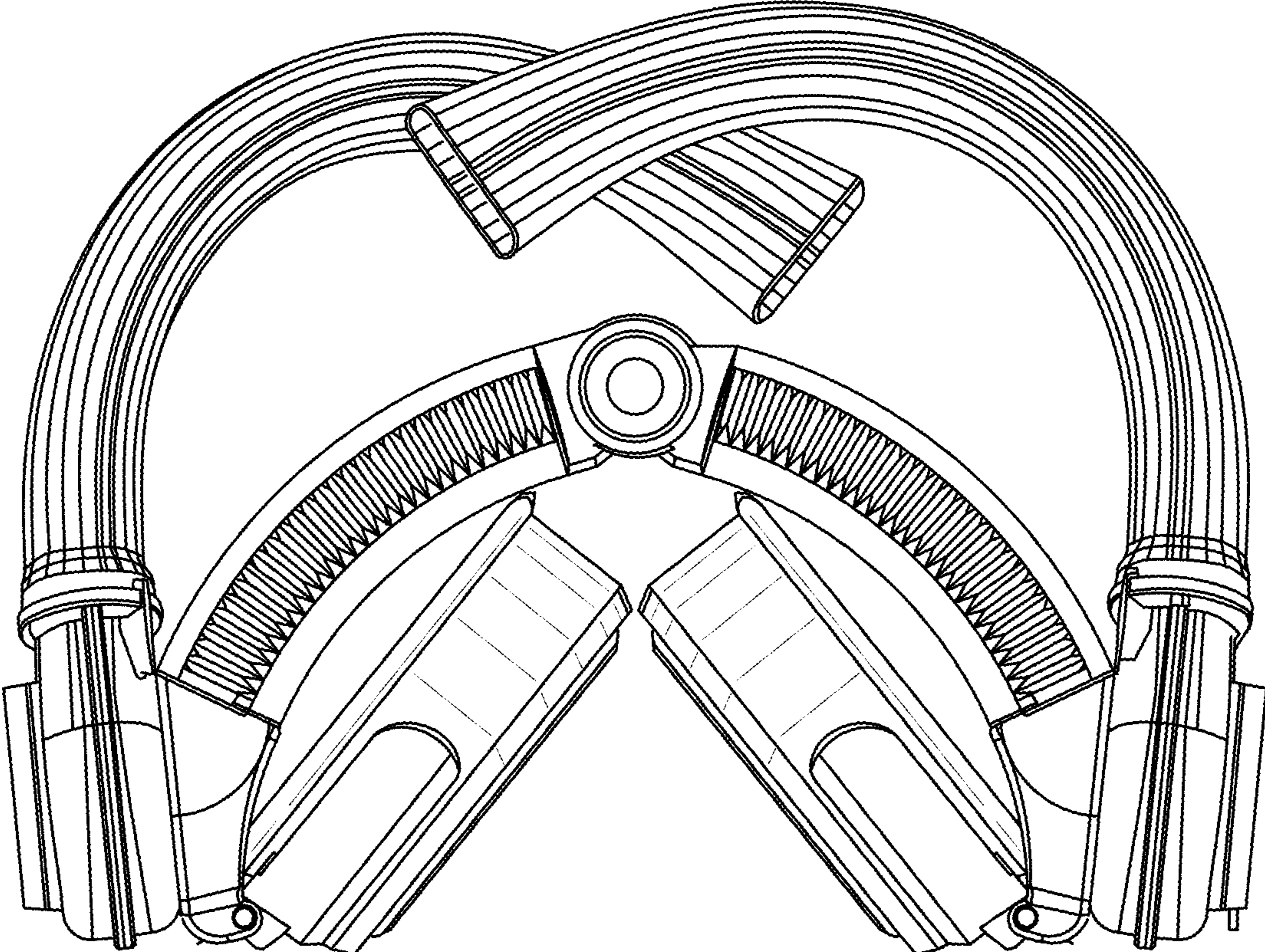


Fig. 3

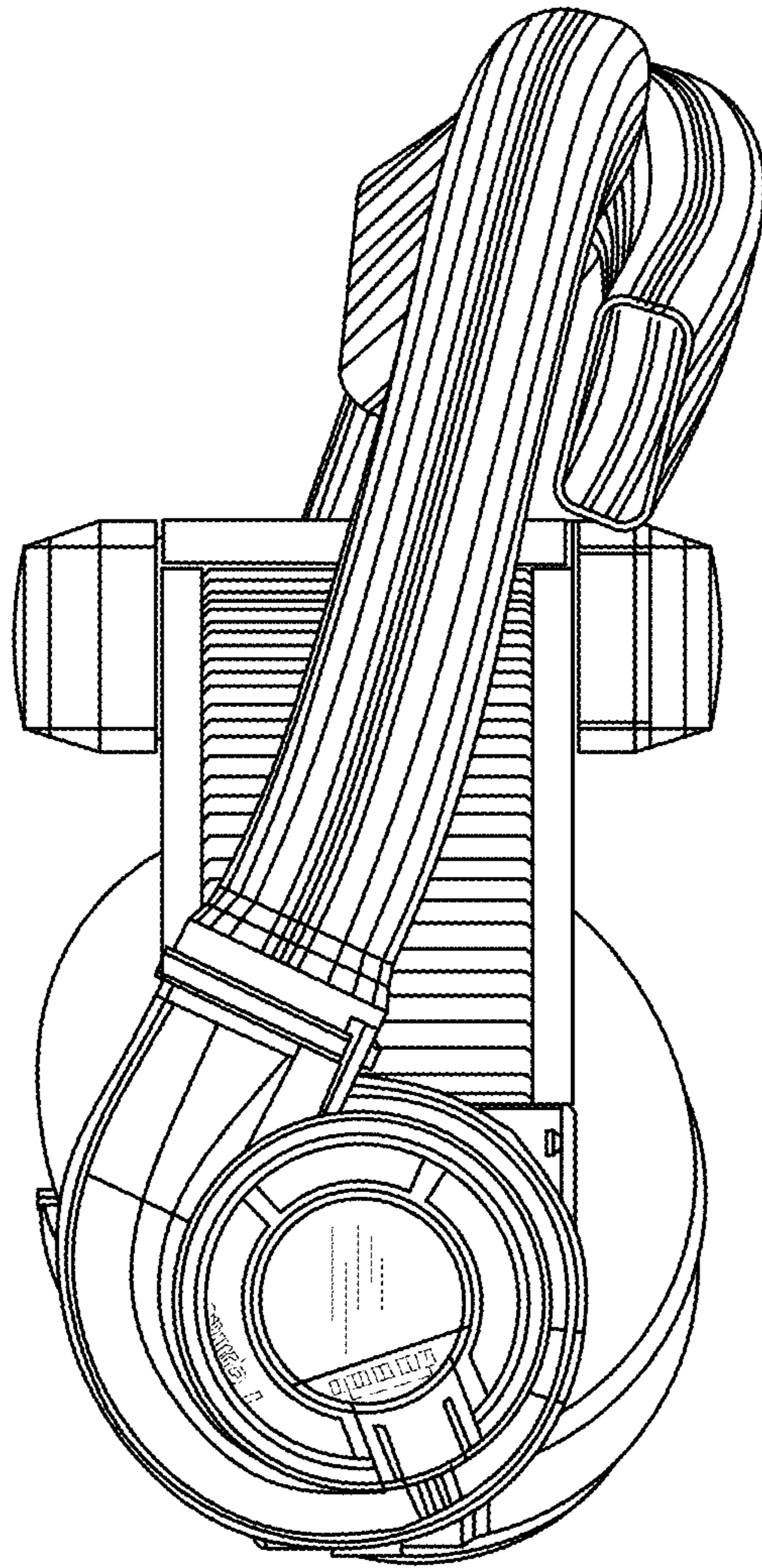


Fig. 4

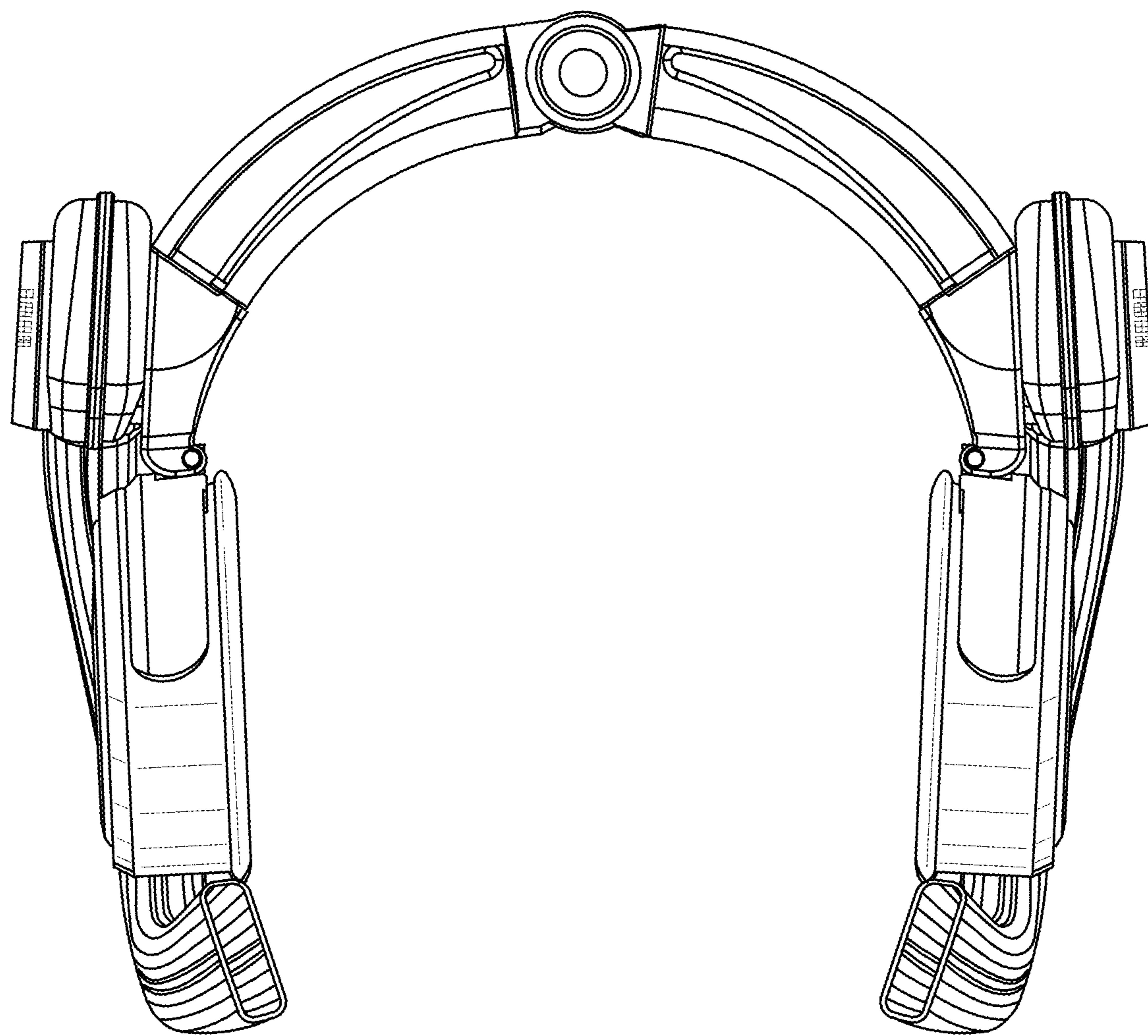


Fig. 5

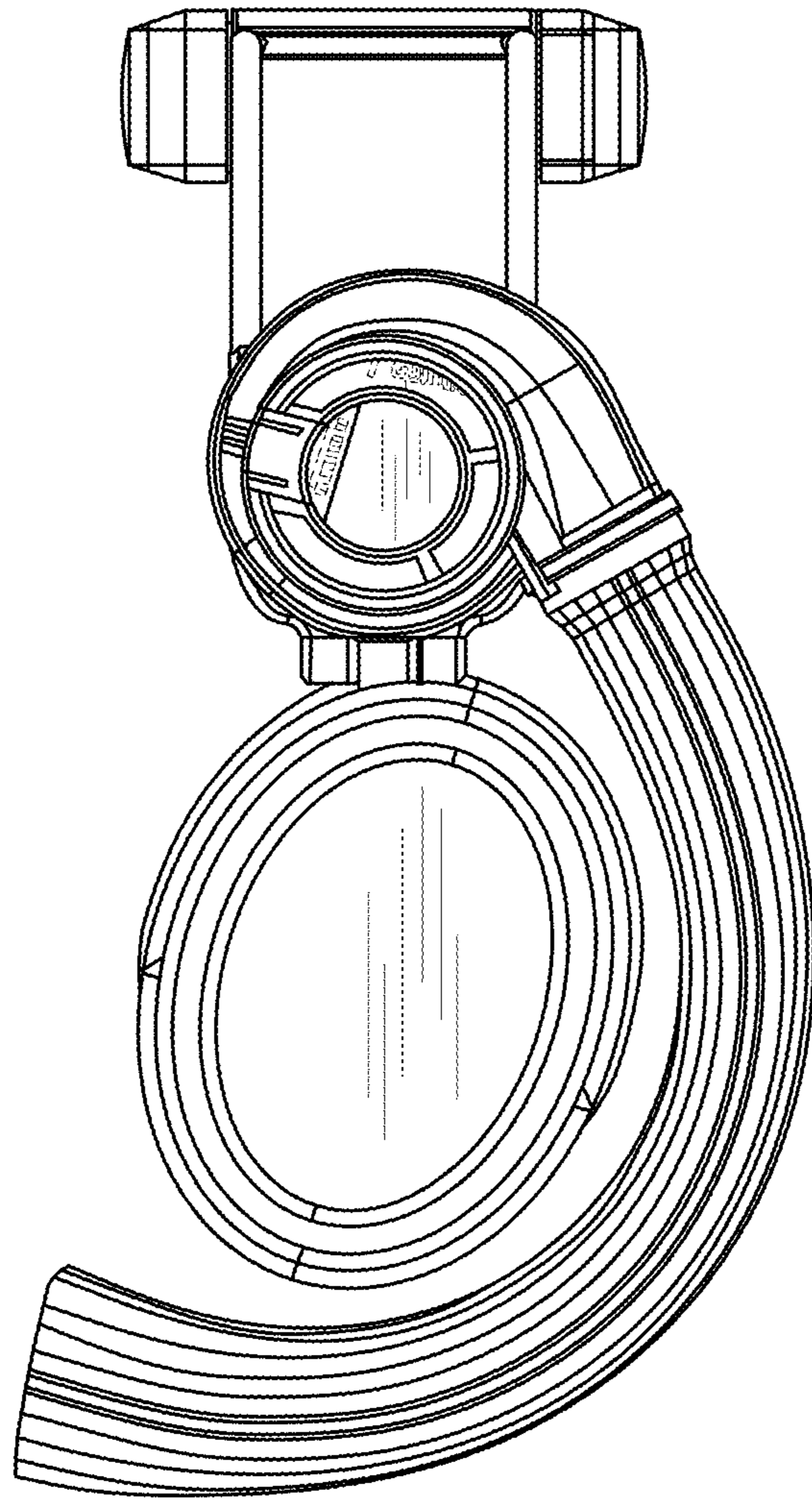


Fig. 6