



US00D937802S

(12) **United States Design Patent** (10) **Patent No.:** **US D937,802 S**
Krieger (45) **Date of Patent:** **** Dec. 7, 2021**

(54) **SPEAKER GRILL**
(71) Applicant: **Sonos, Inc.**, Santa Barbara, CA (US)
(72) Inventor: **Dana Krieger**, Santa Barbara, CA (US)
(73) Assignee: **Sonos, Inc.**, Santa Barbara, CA (US)
(**) Term: **15 Years**
(21) Appl. No.: **29/661,021**

D727,297 S * 4/2015 Valeur D14/216
D752,024 S * 3/2016 Kachwalla D14/216
D756,956 S * 5/2016 Van Den Nieuwenhuizen
D14/204
D813,192 S * 3/2018 Zeng D14/204
10,003,873 B2 * 6/2018 Hanna H04R 1/028
D839,235 S * 1/2019 Kitamura D14/204
D840,376 S * 2/2019 Sakata D14/216
D850,849 S * 6/2019 Ke D7/396.2
D851,057 S 6/2019 Nam

(Continued)

FOREIGN PATENT DOCUMENTS

(22) Filed: **Aug. 23, 2018**
(51) **LOC (13) Cl.** **14-01**
(52) **U.S. Cl.**
USPC **D14/204**
(58) **Field of Classification Search**
USPC D14/204, 496, 214, 172, 219
CPC H04R 1/02; H04R 1/021; H04R 1/026;
H04R 1/028; H04R 1/403; H04R 1/2803;
H04R 5/02; H04R 9/06; H04R 9/13;
H04R 2201/021; H04R 2400/00; H04R
2499/11

CN 305580914 S 1/2020
CN 305851333 S 6/2020

(Continued)

OTHER PUBLICATIONS

See application file for complete search history.

“JBL CSS8008 Commercial Series 8 inch Ceiling Speaker”, Pro Acoustics, Jun. 22, 2017, retrieved from <https://web.archive.org/web/20170622020409/http://www.proacousticsusa.com/commercial-sound-equipment/commercial-audio-speakers/in-ceiling-in-wall-speakers/70-volt-in-ceiling-speakers/jbl-css8008-commercial-series-8-inch-ceiling-speaker.html> on Aug. 10, 2018, 5 pages.

(56) **References Cited**

Primary Examiner — Cynthia R Underwood

U.S. PATENT DOCUMENTS

(74) *Attorney, Agent, or Firm* — KPPB LLP

D276,045 S * 10/1984 Kawachi D14/215
D281,067 S * 10/1985 Katsuno D14/215
D289,894 S * 5/1987 Ohtsuji D14/219
D323,327 S * 1/1992 Davidson D14/219
D356,089 S * 3/1995 Hedaya D14/215
D415,159 S * 10/1999 Nakano D14/215
D467,574 S * 12/2002 Suzuki D14/216
D567,228 S * 4/2008 Lazzeroni D14/219
D577,357 S * 9/2008 Poandl D14/216
D579,920 S * 11/2008 Lazzeroni D14/219
D584,290 S * 1/2009 Lee D14/216
D586,780 S * 2/2009 Skurdal D14/211
D639,785 S 6/2011 Lazzeroni et al.
D639,786 S 6/2011 Lazzeroni et al.
D654,971 S * 2/2012 Januszek D21/682
D668,635 S * 10/2012 Endo D14/216
D681,754 S * 5/2013 Rocco D21/722
D714,787 S * 10/2014 Matsuoka D14/426

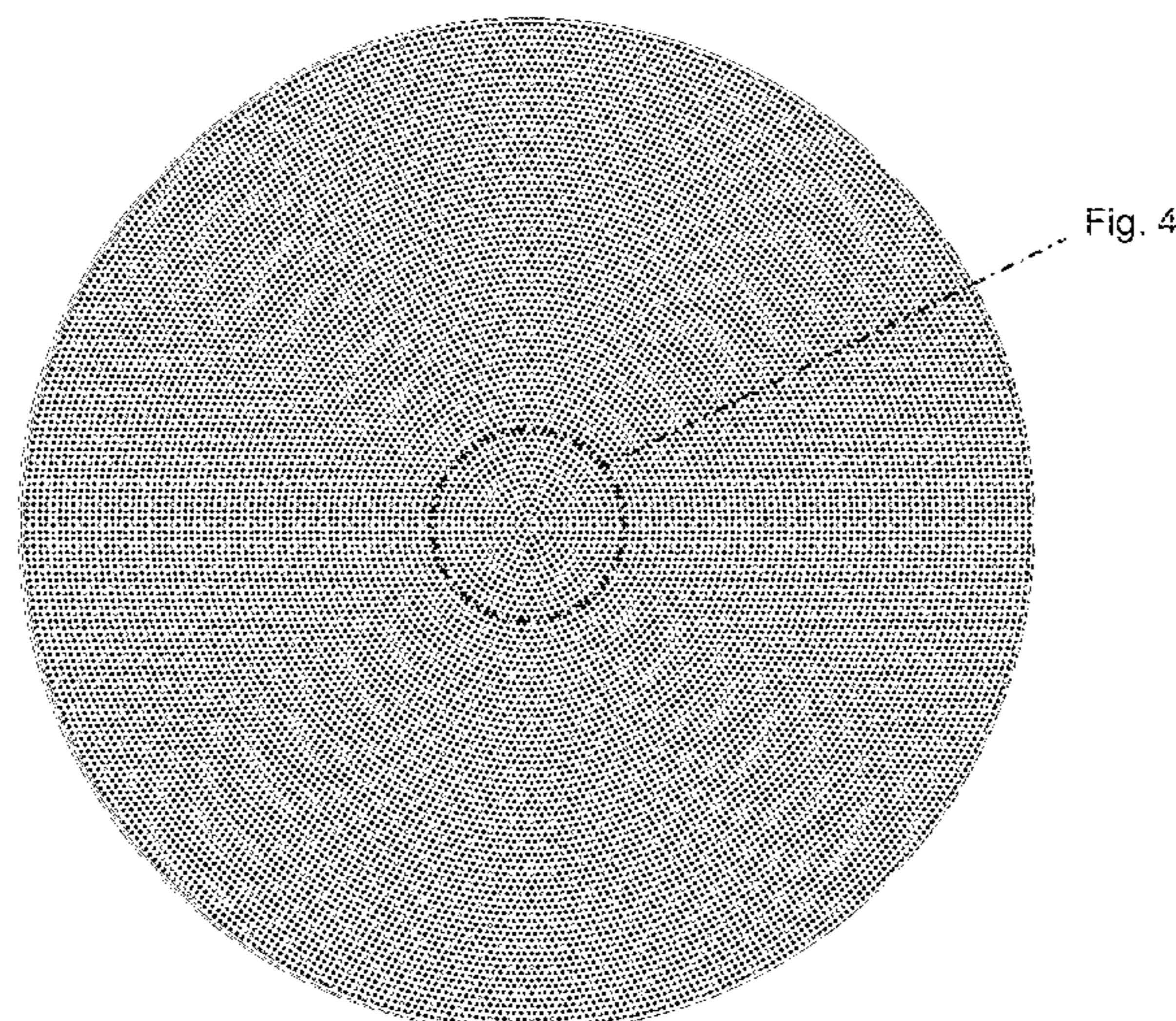
(57) **CLAIM**

The ornamental design for a speaker grill, as shown and described.

DESCRIPTION

FIG. 1 is a front elevation view of a speaker grill.
FIG. 2 is a top plan view thereof. The view of the opposing side is identical; and,
FIG. 3 is left side elevation view thereof. The view of the opposing side is identical.
The broken lines indicate the area from which the enlarged view was taken and form no part of the claim.

1 Claim, 2 Drawing Sheets



(56)

References Cited

U.S. PATENT DOCUMENTS

D860,160	S	*	9/2019	Wolman	D14/204
D860,167	S	*	9/2019	Zhu	D14/216
10,405,075	B2	*	9/2019	Cheney	A45C 13/00
D902,883	S	*	11/2020	Simonelli	D14/204
D903,626	S	*	12/2020	Jarmon	D14/204
D904,999	S	*	12/2020	Gokavi	D14/204
D909,333	S	*	2/2021	Wu	D14/204
D911,313	S		2/2021	Telle		
D924,835	S	*	7/2021	DeLuna	D14/204
D925,487	S	*	7/2021	Lee	D14/204
D927,448	S	*	8/2021	Zhang	D14/204
D931,829	S	*	9/2021	Yoshida	D14/204
D933,044	S	*	10/2021	Leung	D14/214
2012/0322631	A1	*	12/2012	Januszek	A63B 21/072 482/108
2014/0193017	A1	*	7/2014	Fortin	H04R 1/021 381/334

FOREIGN PATENT DOCUMENTS

EM	006262598-0001	2/2019
EM	006262598-0002	2/2019
EM	006262598-0003	2/2019
EM	006262598-0004	2/2019
EM	006262598-0005	2/2019
EM	006262598-0006	2/2019
EM	006262598-0007	2/2019
EM	006262598-0008	2/2019
EM	006262598-0009	2/2019
EM	006262598-0010	2/2019
EM	006262598-0011	2/2019
EM	006262598-0012	2/2019
EM	006262598-0013	2/2019
EM	006262598-0014	2/2019
EM	006262598-0015	2/2019

* cited by examiner

Fig. 4

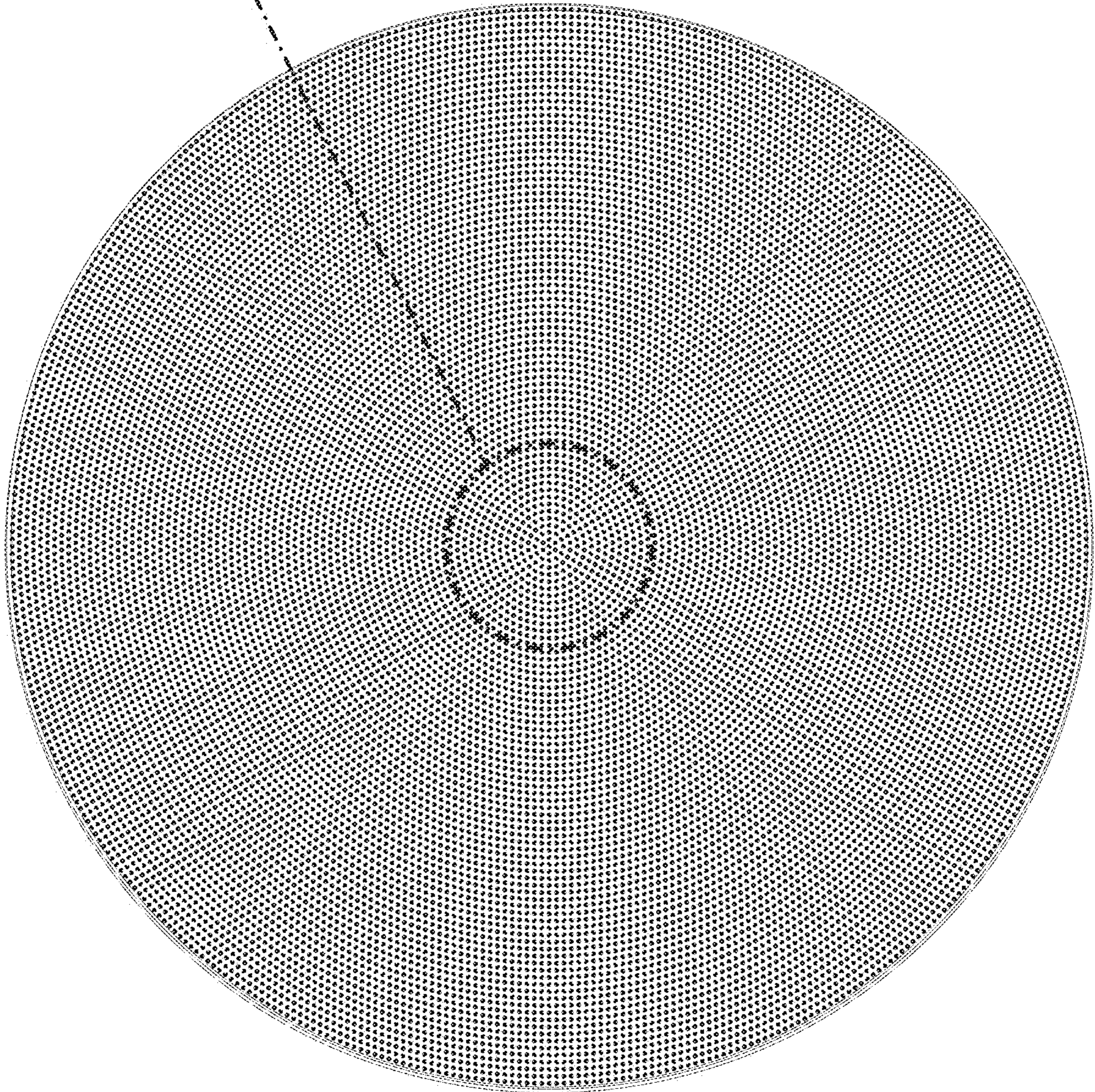


Fig. 1



Fig. 2



Fig. 3

UNITED STATES PATENT AND TRADEMARK OFFICE
CERTIFICATE OF CORRECTION

PATENT NO. : D937,802 S
APPLICATION NO. : 29/661021
DATED : December 7, 2021
INVENTOR(S) : Krieger

Page 1 of 2

It is certified that error appears in the above-identified patent and that said Letters Patent is hereby corrected as shown below:

On the Title Page


Column 2, Line 6 of the Description, after the description of Fig. 3, "The view of the opposing side is identical." insert --Fig. 4 is an enlarged view of a portion of Fig. 1.--

Column 2, after Line 7 of the Description, change "2 Drawing Sheets" to read "3 Drawing Sheets"

In the Drawings

Add Fig. 4 to the drawings as shown on the attached page

Signed and Sealed this
Fifteenth Day of August, 2023



Katherine Kelly Vidal
Director of the United States Patent and Trademark Office




Fig. 4