



US00D937765S

(12) **United States Design Patent** (10) **Patent No.:** **US D937,765 S**
Akana et al. (45) **Date of Patent:** **** Dec. 7, 2021**

(54) **CHARGING MODULE**

(71) Applicant: **Apple Inc.**, Cupertino, CA (US)

(72) Inventors: **Jody Akana**, San Francisco, CA (US); **Molly Anderson**, San Francisco, CA (US); **Bartley K. Andre**, Palo Alto, CA (US); **Shota Aoyagi**, San Francisco, CA (US); **Anthony Michael Ashcroft**, San Francisco, CA (US); **Marine C. Bataille**, San Francisco, CA (US); **Jeremy Bataillou**, San Francisco, CA (US); **Abidur Rahman Chowdhury**, San Francisco, CA (US); **Clara Geneviève Marine Courtaigne**, Palo Alto, CA (US); **Markus Diebel**, San Francisco, CA (US); **Jonathan Gomez Garcia**, San Francisco, CA (US); **M. Evans Hankey**, San Francisco, CA (US); **Richard P. Howarth**, San Francisco, CA (US); **Jonathan P. Ive**, San Francisco, CA (US); **Julian Jaede**, San Francisco, CA (US); **Duncan Robert Kerr**, San Francisco, CA (US); **Peter Russell-Clarke**, San Francisco, CA (US); **Benjamin Andrew Shaffer**, San Jose, CA (US); **Joe Sung-Ho Tan**, San Francisco, CA (US); **Clement Tissandier**, San Francisco, CA (US); **Eugene Antony Whang**, San Francisco, CA (US)

(73) Assignee: **Apple Inc.**, Cupertino, CA (US)

(**) Term: **15 Years**

(21) Appl. No.: **29/744,880**

(22) Filed: **Jul. 31, 2020**

(51) **LOC (13) Cl.** **13-02**

(52) **U.S. Cl.**
USPC **D13/107**

(58) **Field of Classification Search**

USPC D13/103, 107-110, 118, 119, 184, 199;
D14/251, 253, 432, 434

CPC Y02E 60/12; H02J 7/025; H02J 7/0042;
H02J 7/0044; H02J 7/0045; H02J 7/0003;
H02J 7/0027; H02J 7/0013; H02J 7/0054;
H02J 7/00; H02J 3/32; H02J 3/008; H02J
2001/008; H01F 38/14; H01R 13/6675;

(Continued)

(56) **References Cited**

U.S. PATENT DOCUMENTS

D650,334 S 12/2011 Matsuoka
D654,431 S 2/2012 Stephanchick et al.

(Continued)

FOREIGN PATENT DOCUMENTS

EM 007992235-0002 6/2020
JP 1614416 S 9/2018

(Continued)

Primary Examiner — Christy Nemeth

(74) *Attorney, Agent, or Firm* — Sterne, Kessler,
Goldstein & Fox P.L.L.C.

(57) **CLAIM**

The ornamental design for a charging module, as shown.

DESCRIPTION

FIG. 1 is a top front perspective view of a charging module showing the claimed design;

FIG. 2 is a bottom rear perspective view thereof;

FIG. 3 is a rear view thereof;

FIG. 4 is a front view thereof;

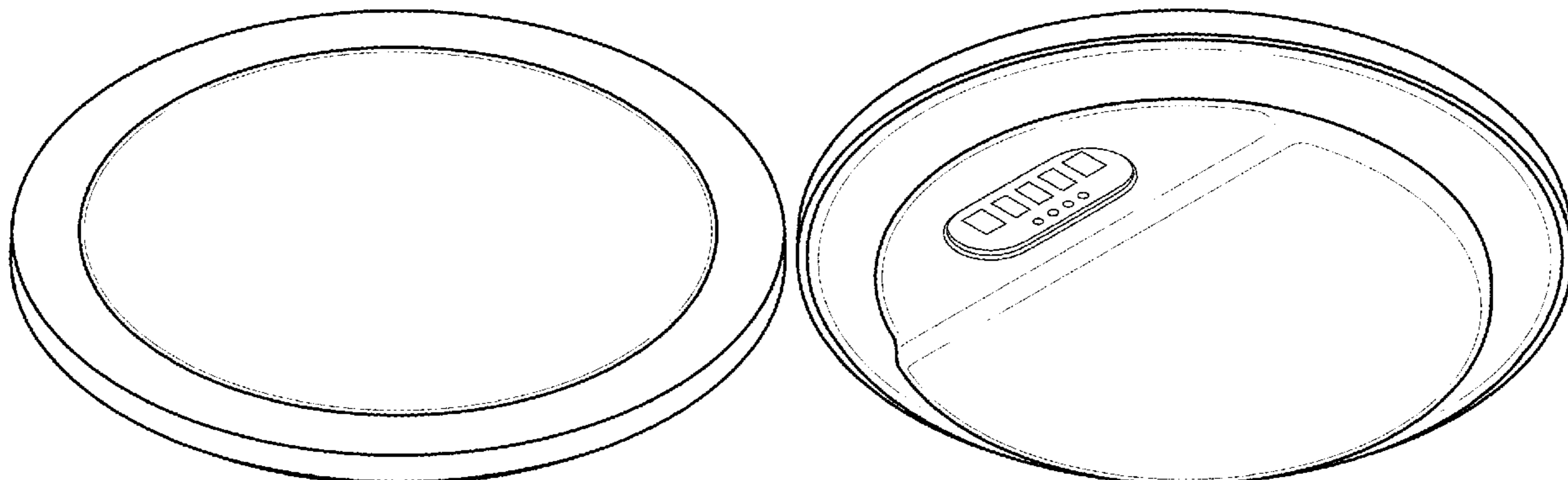
FIG. 5 is a right side view thereof;

FIG. 6 is a left side view thereof;

FIG. 7 is a top view thereof; and,

FIG. 8 is a bottom view thereof.

1 Claim, 4 Drawing Sheets



- (58) **Field of Classification Search**
 CPC .. H01M 2/1022; H01M 2/1055; H01M 10/44;
 H01M 10/46; H01M 10/425; B60R
 16/03; B60L 11/1809; B60L 11/1861;
 B60L 11/182
 See application file for complete search history.

(56) **References Cited**

U.S. PATENT DOCUMENTS

D656,096 S 3/2012 Sasada et al.
 D658,604 S 5/2012 Egawa et al.
 D663,685 S 7/2012 Yang
 D669,027 S 10/2012 Kumpula et al.
 D673,110 S * 12/2012 Sasada D13/108
 D674,391 S 1/2013 Chatterjee et al.
 D694,182 S 11/2013 Lee et al.
 D701,831 S 4/2014 Park et al.
 D704,634 S 5/2014 Eidelman et al.
 D707,681 S 6/2014 Akana et al.
 D712,850 S 9/2014 Welch et al.
 D718,233 S 11/2014 Aumiller et al.
 D718,234 S * 11/2014 Rautiainen D13/108
 D718,236 S * 11/2014 Murray D13/108
 D718,712 S * 12/2014 Aumiller D13/108
 D720,288 S * 12/2014 Ko D13/108
 D720,289 S 12/2014 Chiang et al.
 D720,688 S 1/2015 Popper et al.
 D722,962 S 2/2015 Kim et al.
 D725,034 S * 3/2015 Chen D13/108
 D727,260 S 4/2015 Aumiller et al.
 D735,131 S * 7/2015 Akana D13/108
 D737,760 S 9/2015 Kyriakoulis et al.
 D737,761 S 9/2015 Zhuang et al.
 D737,762 S * 9/2015 Aumiller D13/108
 D742,823 S 11/2015 Nitz
 D746,772 S 1/2016 Aumiller et al.
 D747,267 S * 1/2016 Aumiller D13/108
 D749,504 S 2/2016 Jeong et al.
 D758,305 S * 6/2016 Dorn D13/107
 D772,813 S 11/2016 Wahl
 D777,103 S 1/2017 Park
 D782,973 S 4/2017 Zhou
 D784,259 S 4/2017 Huang et al.
 D786,193 S * 5/2017 Akana D13/108
 D786,791 S 5/2017 Jeong et al.
 D788,041 S 5/2017 Akana et al.
 D794,556 S 8/2017 Liao
 D795,182 S * 8/2017 Akana D13/108
 D795,183 S 8/2017 Akana et al.
 D796,433 S * 9/2017 Langhammer D13/108
 D798,807 S * 10/2017 Shi D13/108
 9,787,129 B2 10/2017 Green et al.
 D812,556 S 3/2018 Xu
 D812,563 S * 3/2018 Akana D13/108
 9,929,596 B2 3/2018 Chen

D815,593 S 4/2018 Alves et al.
 D817,268 S 5/2018 Symons
 D821,309 S 6/2018 Barnard
 D839,189 S 1/2019 Miller et al.
 D839,837 S 2/2019 Akana et al.
 D849,683 S 5/2019 Lee
 D850,367 S * 6/2019 Xiong D13/108
 D850,370 S 6/2019 Lee
 D850,371 S 6/2019 Yun
 D850,372 S * 6/2019 Kong D13/108
 D855,567 S * 8/2019 Cai D13/108
 D859,307 S 9/2019 Campos
 10,424,962 B2 * 9/2019 Graham H01F 27/36
 D861,602 S * 10/2019 Feng D13/108
 D865,666 S * 11/2019 Roberts D13/108
 D869,391 S * 12/2019 Roberts D13/108
 D875,678 S 2/2020 Kim et al.
 D876,347 S 2/2020 Nauroy
 D883,203 S * 5/2020 Zheng D13/108
 D883,209 S 5/2020 Liao
 D884,624 S 5/2020 Lei
 D887,974 S 6/2020 Chen et al.
 D890,095 S 7/2020 Liao
 D891,366 S 7/2020 Xie et al.
 D894,191 S 8/2020 Turksu et al.
 D895,543 S * 9/2020 Akana D13/108
 D899,359 S * 10/2020 Zhang D13/108
 D900,027 S * 10/2020 Reilly D13/108
 D901,379 S * 11/2020 Choi D13/108
 D906,959 S * 1/2021 Turksu D13/108
 D908,620 S * 1/2021 Akana D13/108
 D911,276 S * 2/2021 Li D13/108
 D913,222 S * 3/2021 Albay D13/108
 D918,135 S * 5/2021 Akana D13/108
 D918,137 S * 5/2021 Painter D13/108
 10,998,121 B2 * 5/2021 Perez H01F 41/098
 D921,581 S * 6/2021 Bao D13/107
 D924,796 S * 7/2021 Ye D13/108
 2016/0064137 A1 * 3/2016 Perez H04B 5/0037
 336/90
 2017/0093198 A1 * 3/2017 Graham H04B 5/0081
 2017/0331306 A1 * 11/2017 Lo H02J 7/0042
 2018/0097373 A1 4/2018 McSweyn et al.
 2019/0165516 A1 5/2019 Li et al.
 2019/0372377 A1 12/2019 Weinstein et al.
 2020/0059114 A1 2/2020 Langlois et al.
 2020/0083726 A1 3/2020 Kim et al.
 2020/0119582 A1 4/2020 Salzinger
 2020/0280199 A1 9/2020 Lopotko et al.

FOREIGN PATENT DOCUMENTS

JP 1651998 S 2/2020
 KR 30-10467590000 2/2020
 KR 30-10592240000 5/2020

* cited by examiner

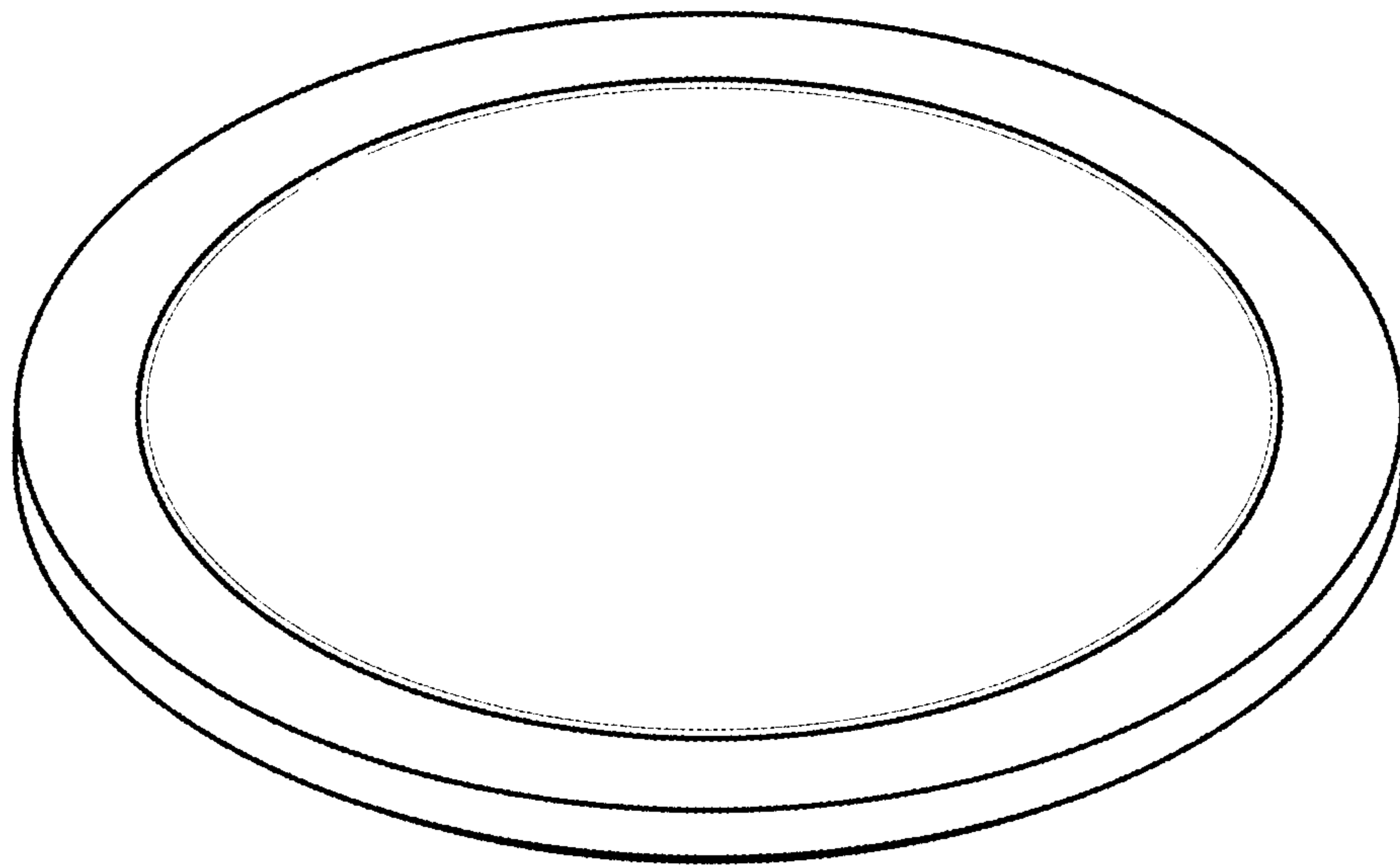


FIG. 1

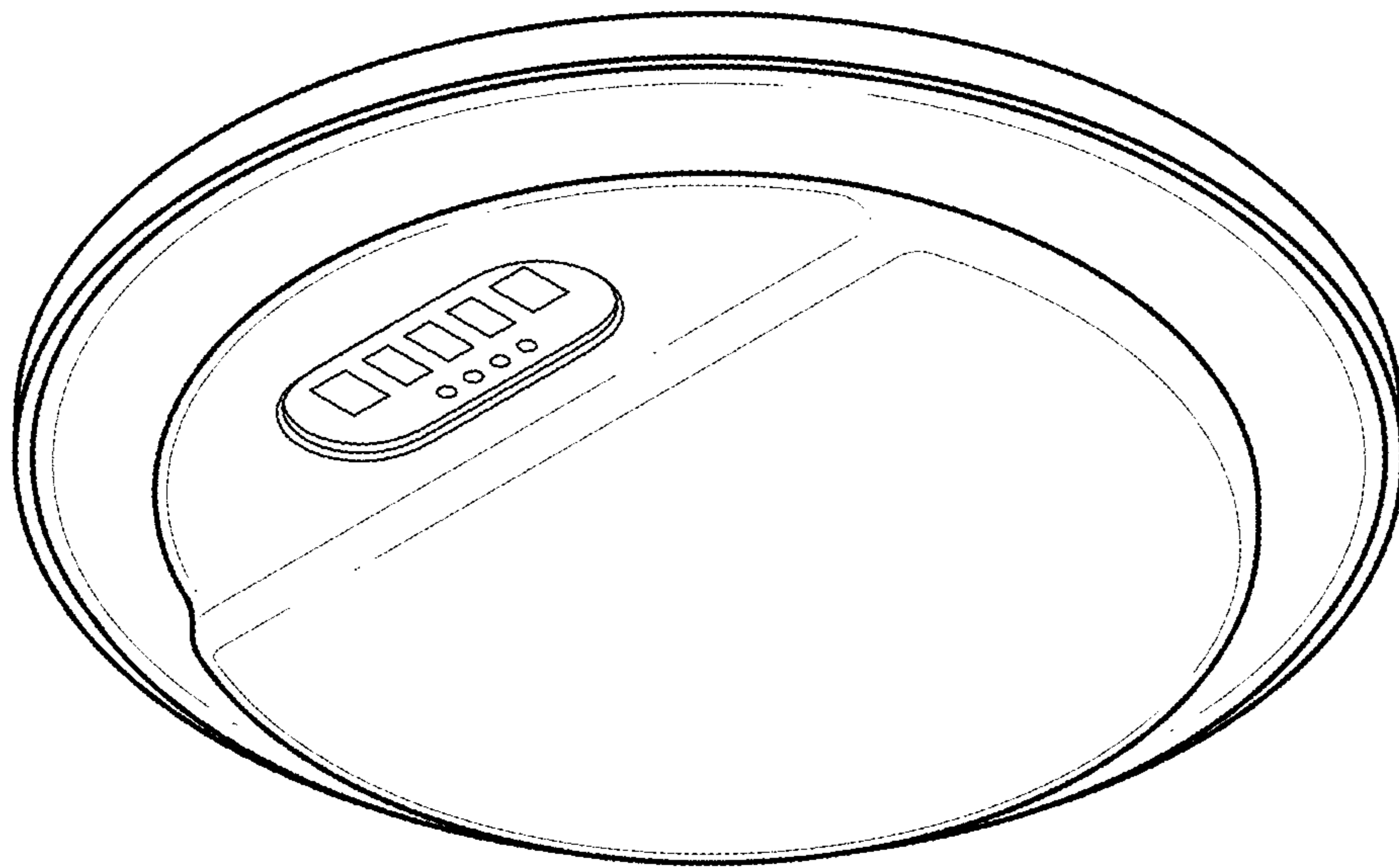


FIG. 2



FIG. 3




FIG. 4



FIG. 5




FIG. 6

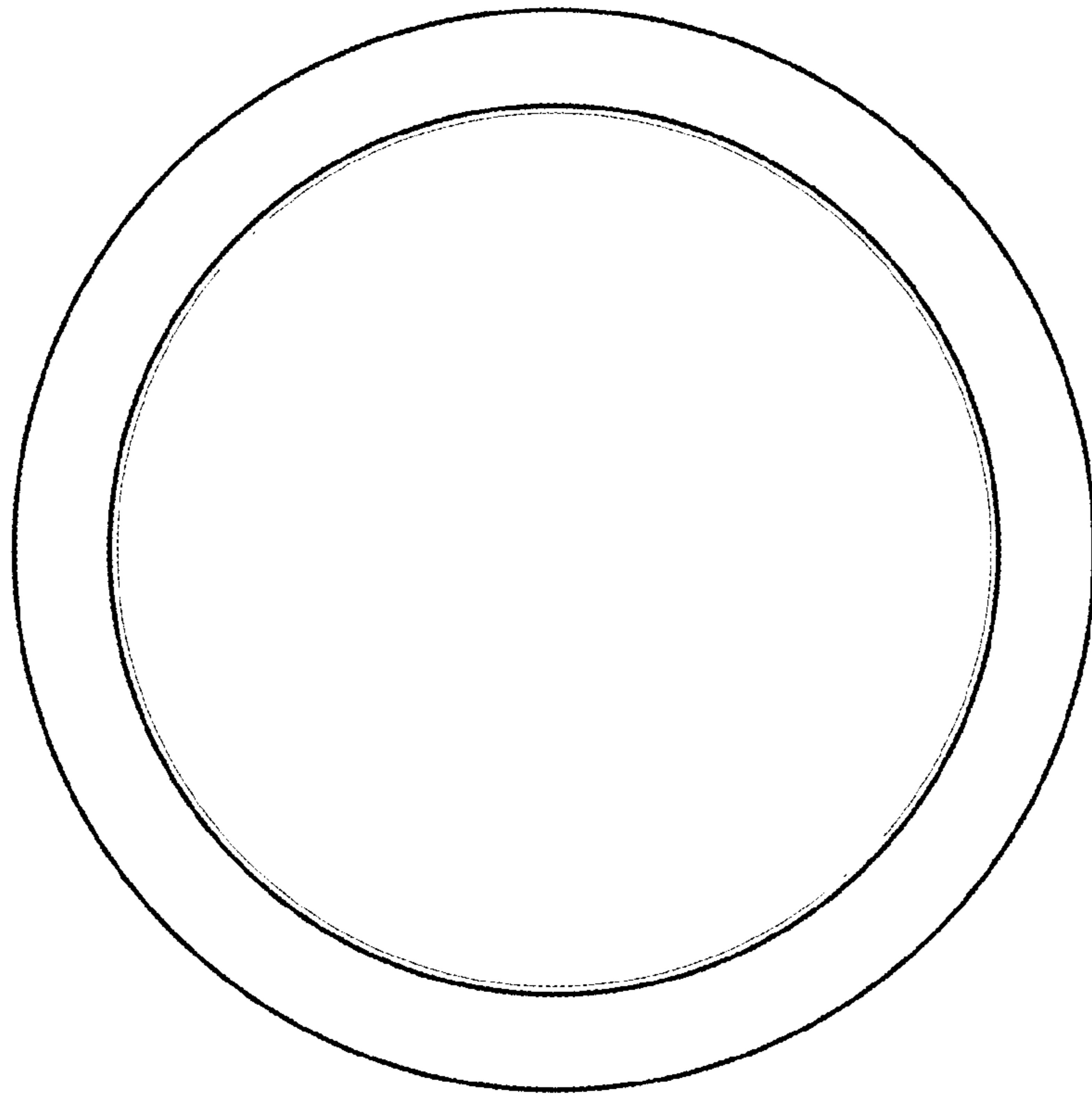


FIG. 7

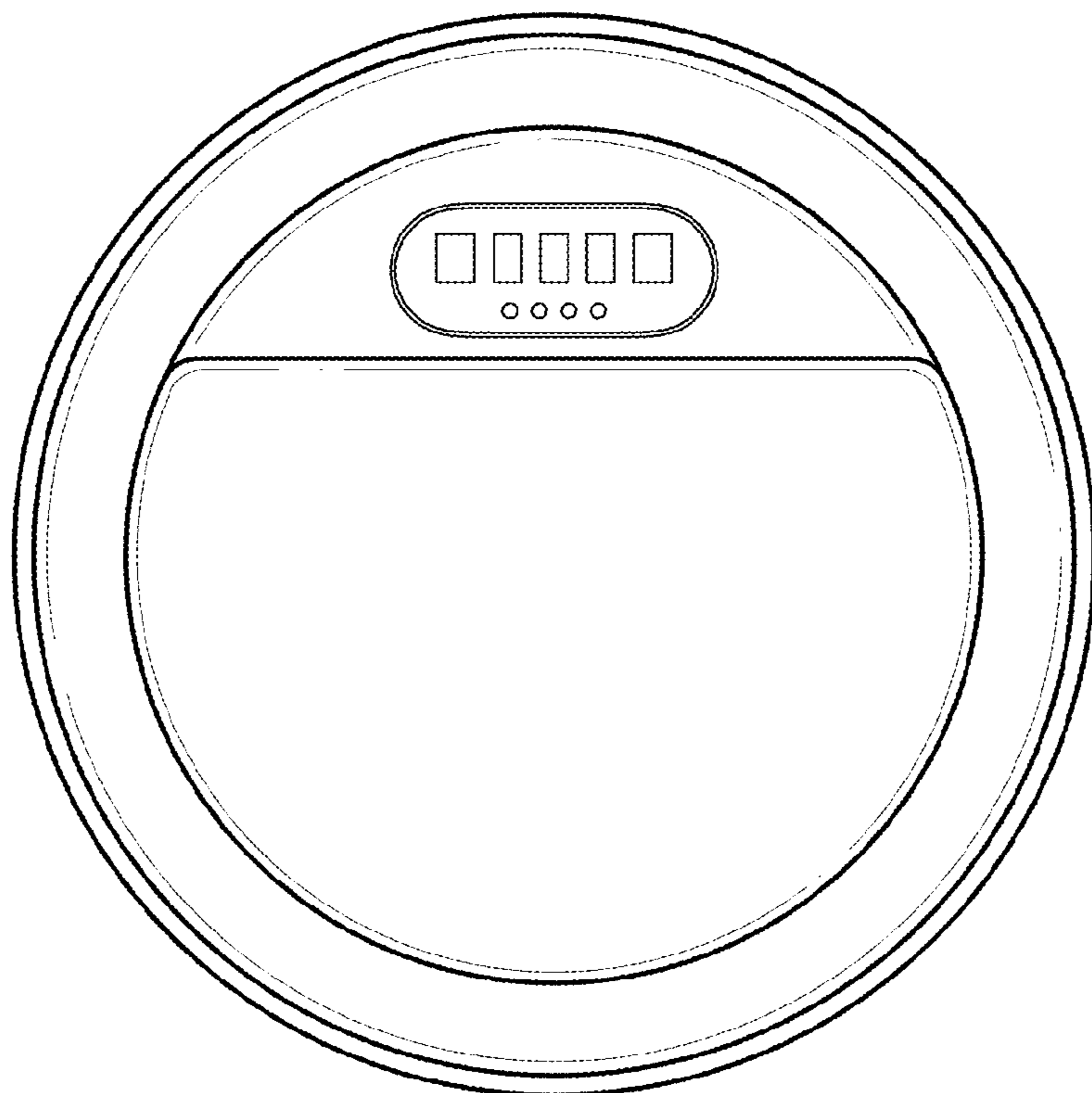


FIG. 8