



US00D937730S

(12) **United States Design Patent** (10) **Patent No.:** **US D937,730 S**
Hamilton et al. (45) **Date of Patent:** **** Dec. 7, 2021**

(54) **VEHICLE LADDER**

OTHER PUBLICATIONS

(71) Applicant: **Innovative Access Solutions, LLC**,
Leitchfield, KY (US)

ANCRA Cargo, Trailer Ladders, 2020, downloaded Oct. 29, 2020
from <https://www.ancracargo.com/trailer-ladders/c/351>, 8 pgs.

(Continued)

(72) Inventors: **Micheal T. Hamilton**, Leitchfield, KY
(US); **Jessie L. Self**, Brownsville, KY
(US)

Primary Examiner — Michelle E. Wilson

Assistant Examiner — Clese Moore, Jr.

(74) *Attorney, Agent, or Firm* — Frost Brown Todd LLC

(73) Assignee: **Innovative Access Solutions, LLC**,
Leitchfield, KY (US)

(57) **CLAIM**

The ornamental design for a vehicle ladder, as shown and
described.

(**) Term: **15 Years**

DESCRIPTION

(21) Appl. No.: **29/748,374**

(22) Filed: **Aug. 28, 2020**

(51) **LOC (13) Cl.** **12-16**

(52) **U.S. Cl.**
USPC **D12/203**

(58) **Field of Classification Search**
USPC D12/203, 93, 96, 97, 314, 414;
D25/62-65, 68, 69
CPC .. B60R 3/00; B60R 3/02; B60R 3/002; B60R
3/005; B60R 3/007; B60R 9/0423; B60R
9/0485; E06C 7/08; E06C 5/04
See application file for complete search history.

FIG. 1 is a top front perspective view of a vehicle ladder
showing the new design, with the vehicle ladder in an
unfolded state for use and shown mounted on a side of a
vehicle.

FIG. 2 is a top front perspective view of the vehicle ladder
of FIG. 1.

FIG. 3 is a front view thereof.

FIG. 4 is a rear view thereof.

FIG. 5 is a right side view thereof, the left side view being
a mirror image thereof.

FIG. 6 is a top view thereof.

FIG. 7 is a bottom view thereof.

FIG. 8 is a top front perspective view of the vehicle ladder
of FIG. 1, shown in a folded state for storing beneath the
vehicle while not in use.

FIG. 9 is a front view of the vehicle ladder of FIG. 8.

FIG. 10 is a rear view of the vehicle ladder of FIG. 8.

FIG. 11 is a right side view of the vehicle ladder of FIG. 8.

FIG. 12 is a left side view of the vehicle ladder of FIG. 8.

FIG. 13 is a top view of the vehicle ladder of FIG. 8; and,

FIG. 14 is a bottom view of the vehicle ladder of FIG. 8.

The evenly spaced broken lines in the drawings depict
environmental features usable with the vehicle ladder and
form no part of the claimed design.

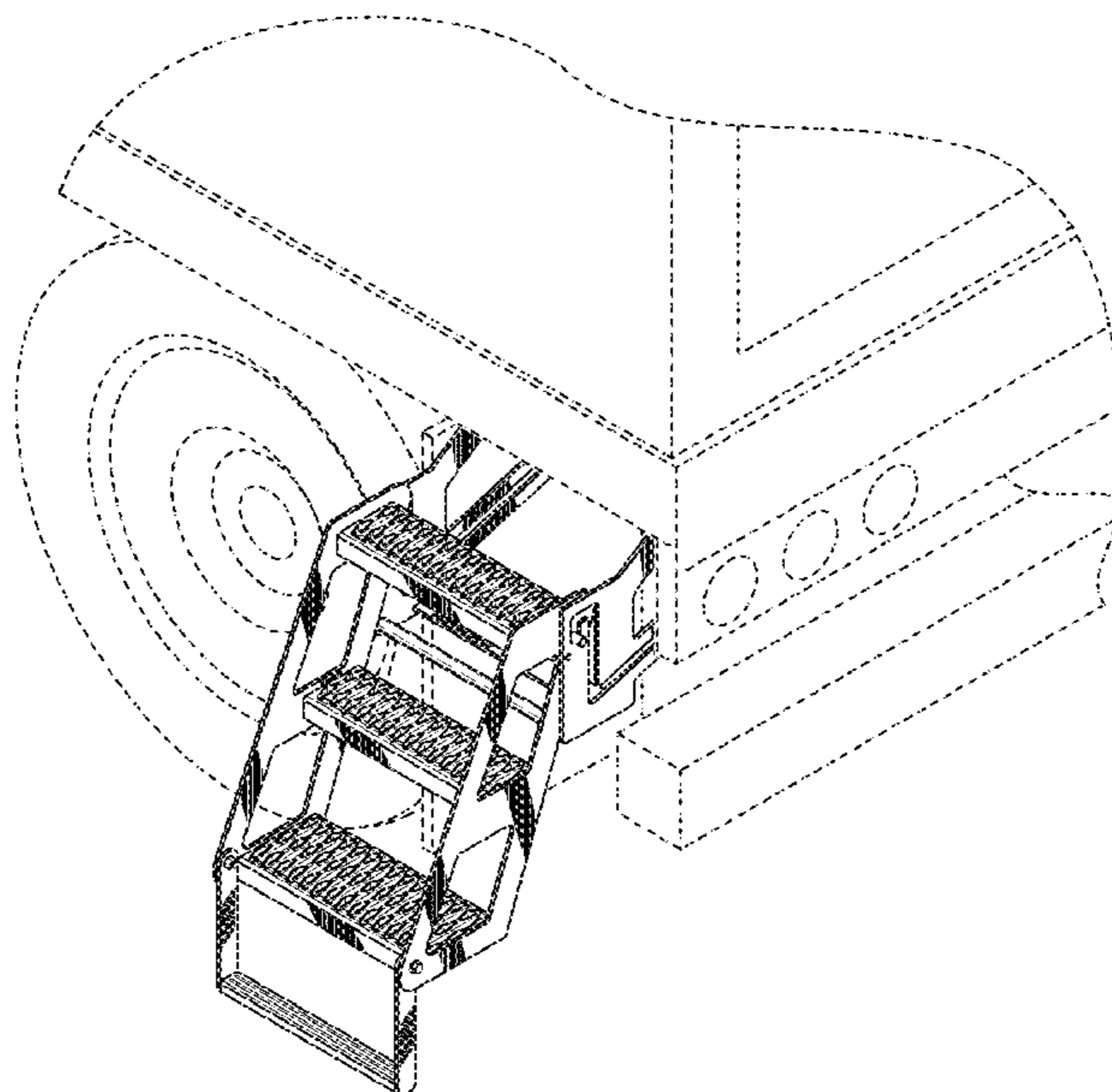
(56) **References Cited**

U.S. PATENT DOCUMENTS

2,764,422	A	9/1956	McDonald	
2,852,271	A	9/1958	McDonald	
2,971,600	A	2/1961	Schultz	
3,858,905	A	1/1975	Peebles	
3,955,827	A	5/1976	Wonigar	
4,108,457	A *	8/1978	Garrett	B60R 3/02 105/447
4,845,792	A	7/1989	Bakula et al.	

(Continued)

1 Claim, 11 Drawing Sheets



(56)

References Cited

U.S. PATENT DOCUMENTS

5,205,603 A 4/1993 Burdette, Jr.
 5,228,707 A * 7/1993 Yoder B60R 3/02
 182/127
 D359,134 S * 6/1995 Toews D25/64
 5,660,405 A 8/1997 Campbell
 5,803,523 A 9/1998 Clark et al.
 5,957,237 A * 9/1999 Tigner B60R 3/02
 182/127
 6,039,149 A 3/2000 Bedja et al.
 6,116,378 A * 9/2000 Barrow B60R 3/02
 182/127
 D442,289 S * 5/2001 Ziaylek, Jr. D25/64
 D448,335 S * 9/2001 Ehnes D12/203
 D479,884 S * 9/2003 Berryman D25/64
 6,655,706 B1 12/2003 Murrell
 7,025,174 B1 * 4/2006 Hawley B60R 3/02
 182/127
 D532,118 S * 11/2006 Reese D25/65
 D537,399 S 2/2007 Riddle
 7,469,915 B2 12/2008 Horn et al.
 8,075,008 B1 * 12/2011 Hanser B60R 3/02
 280/163
 8,342,550 B2 1/2013 Stickles et al.
 D713,772 S * 9/2014 Ziaylek D12/203
 8,967,650 B1 * 3/2015 Majors B60R 3/00
 280/163
 9,487,148 B2 11/2016 Kichline, Jr. et al.
 9,527,448 B1 12/2016 Kay et al.
 9,700,111 B2 7/2017 Gregory
 D796,405 S * 9/2017 Atkins D12/203
 D806,625 S * 1/2018 Hoffman D12/203
 D828,263 S * 9/2018 Woodhouse D12/203

D847,060 S * 4/2019 Armigliato D12/203
 10,518,708 B1 * 12/2019 Honer B60R 3/02
 10,538,205 B2 * 1/2020 Iotti E02F 9/0833
 10,604,078 B2 * 3/2020 Hedley E06C 1/52
 2003/0070875 A1 4/2003 Medsker
 2005/0211502 A1 * 9/2005 LaBrash E06C 5/04
 182/127
 2008/0041016 A1 2/2008 Viaud et al.
 2009/0189365 A1 * 7/2009 Ferguson B60R 3/02
 280/166
 2010/0025955 A1 * 2/2010 Carr, Jr. B60R 9/06
 280/166
 2011/0133426 A1 6/2011 Coochesfahani
 2013/0193666 A1 8/2013 Kibler
 2014/0167379 A1 6/2014 Kibler
 2014/0203587 A1 7/2014 Krishnan et al.
 2014/0239609 A1 8/2014 Robertson
 2015/0097353 A1 * 4/2015 Rasmussen B60R 3/02
 280/166
 2015/0224936 A1 8/2015 Kichline, Jr. et al.
 2018/0044985 A1 * 2/2018 Orscheln E06C 7/08
 2018/0178730 A1 6/2018 Knox
 2018/0201195 A1 * 7/2018 Downing E06C 5/04
 2018/0301131 A1 10/2018 Jashyn

OTHER PUBLICATIONS

Canadian Patent Application No. CA 2,989,592, filed Dec. 19, 2017 by Ancra International LLC, entitled: "Stowable Step for Vehicle Access," now Abandoned, 26 pgs.
 Innovative Access Solutions, Photo of Truck Ladder presented at the 2019 NTEA Work Truck Show, Mar. 5-8, 2019, Indiana Convention Center, Indianapolis, Indiana, 3 pgs.

* cited by examiner

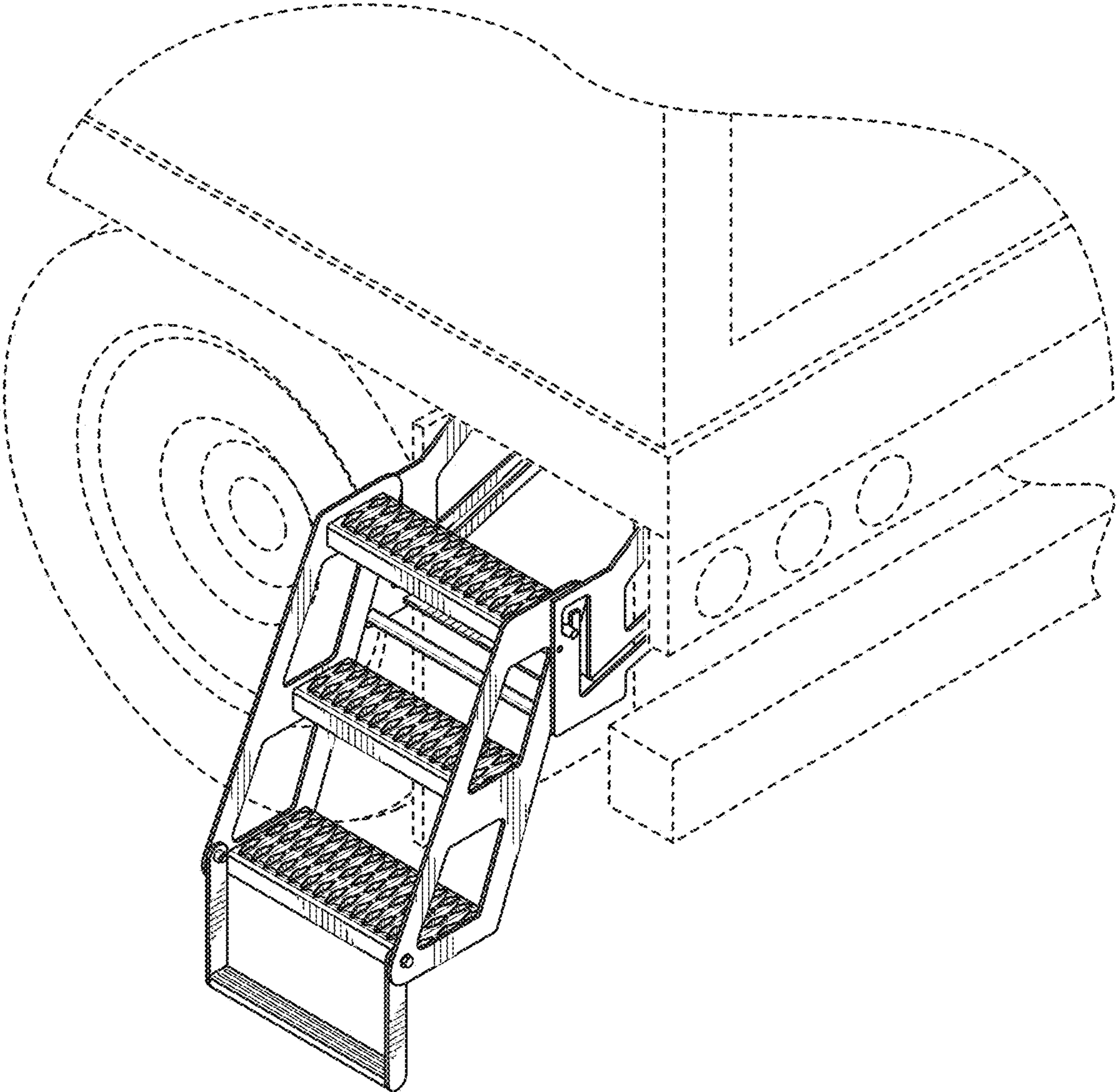


FIG. 1

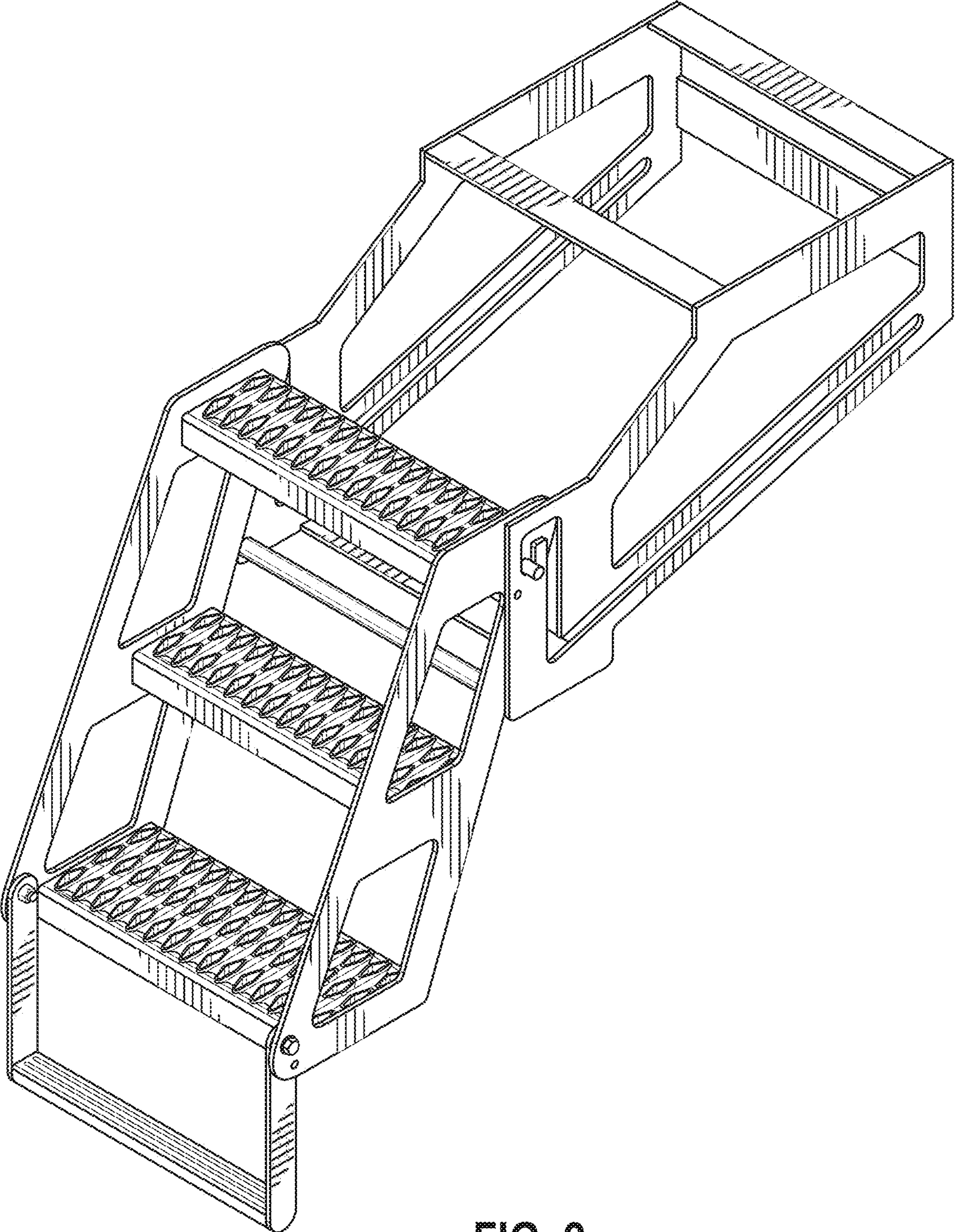


FIG. 2

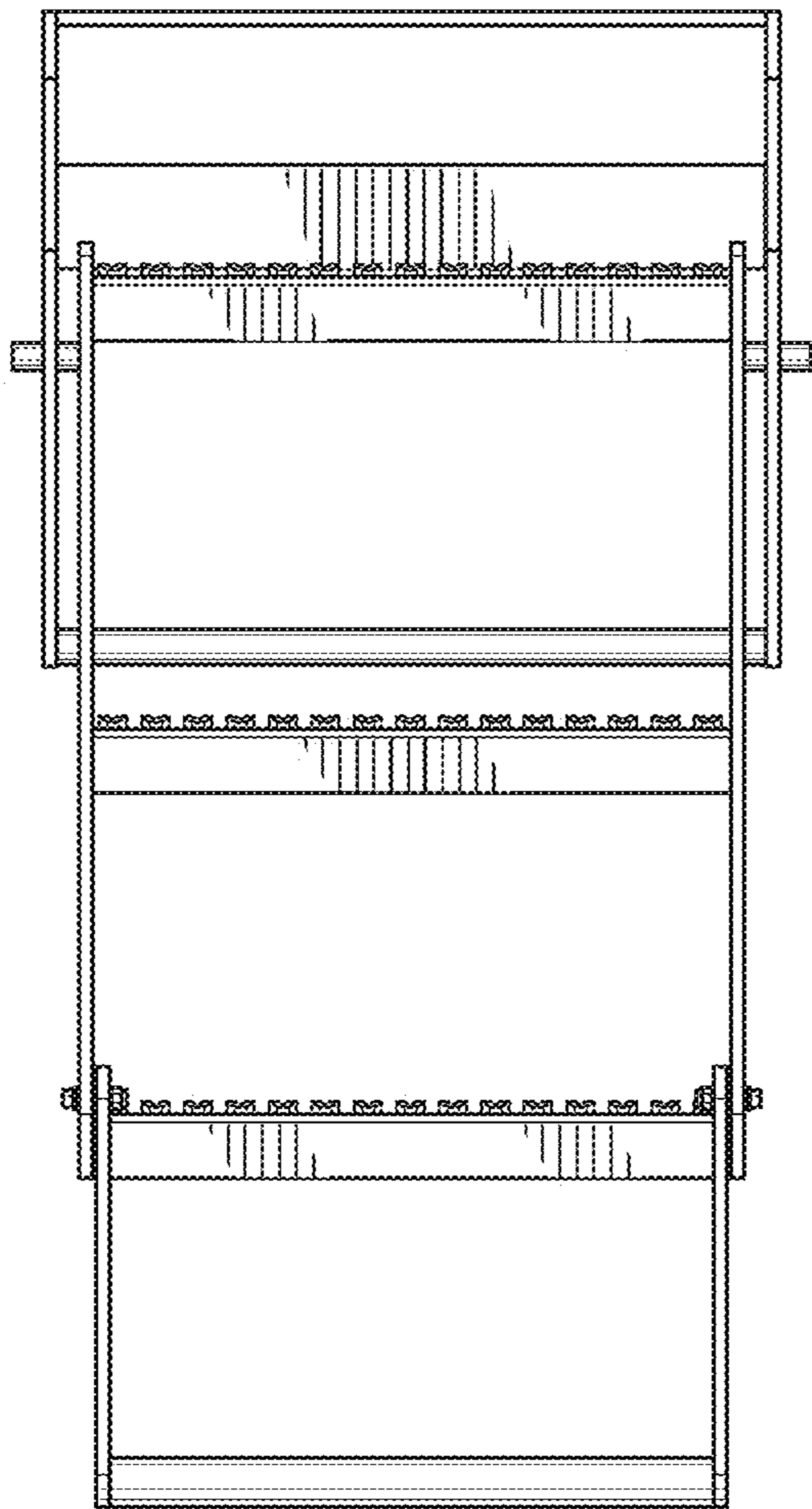


FIG. 3

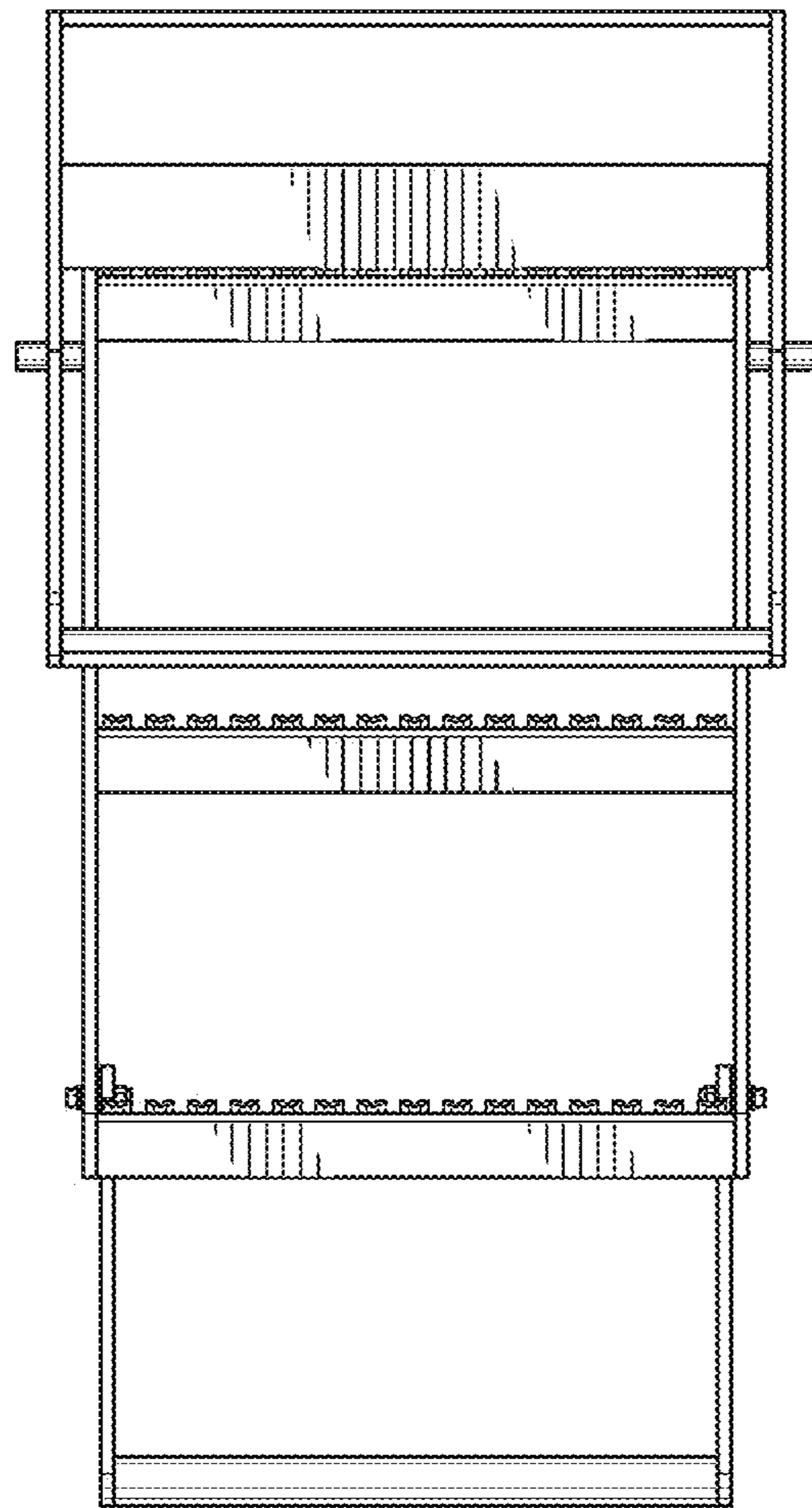


FIG. 4

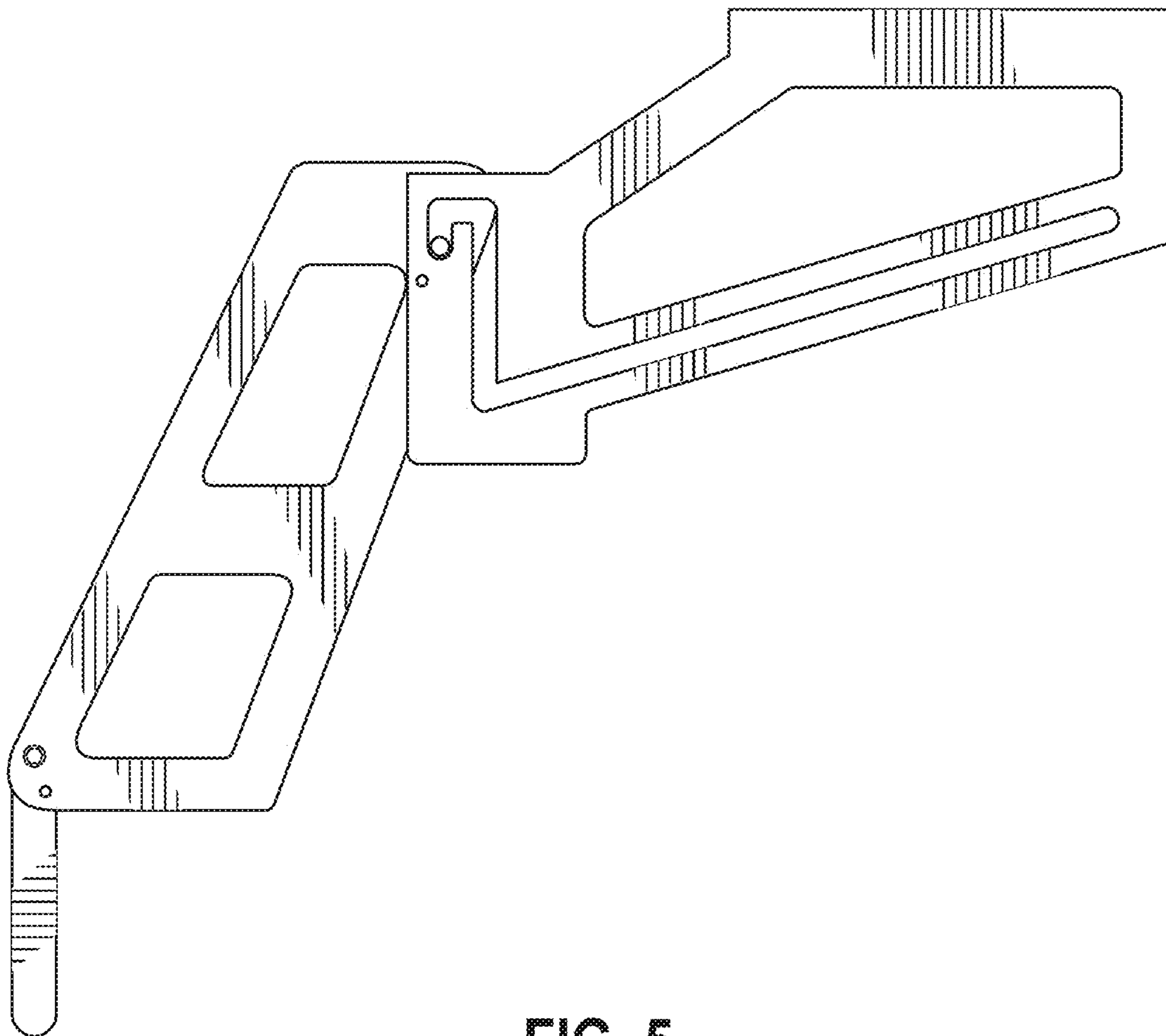


FIG. 5

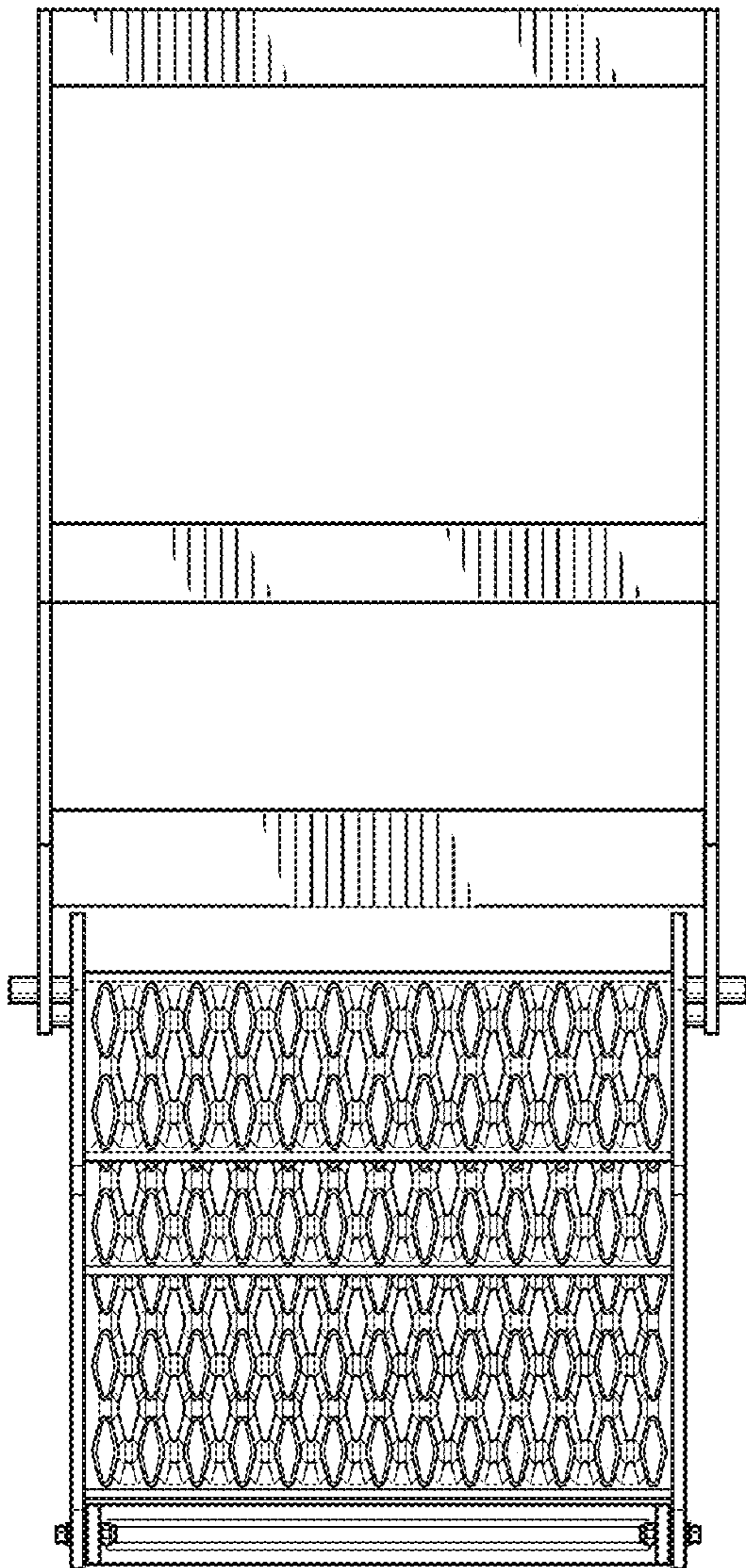


FIG. 6

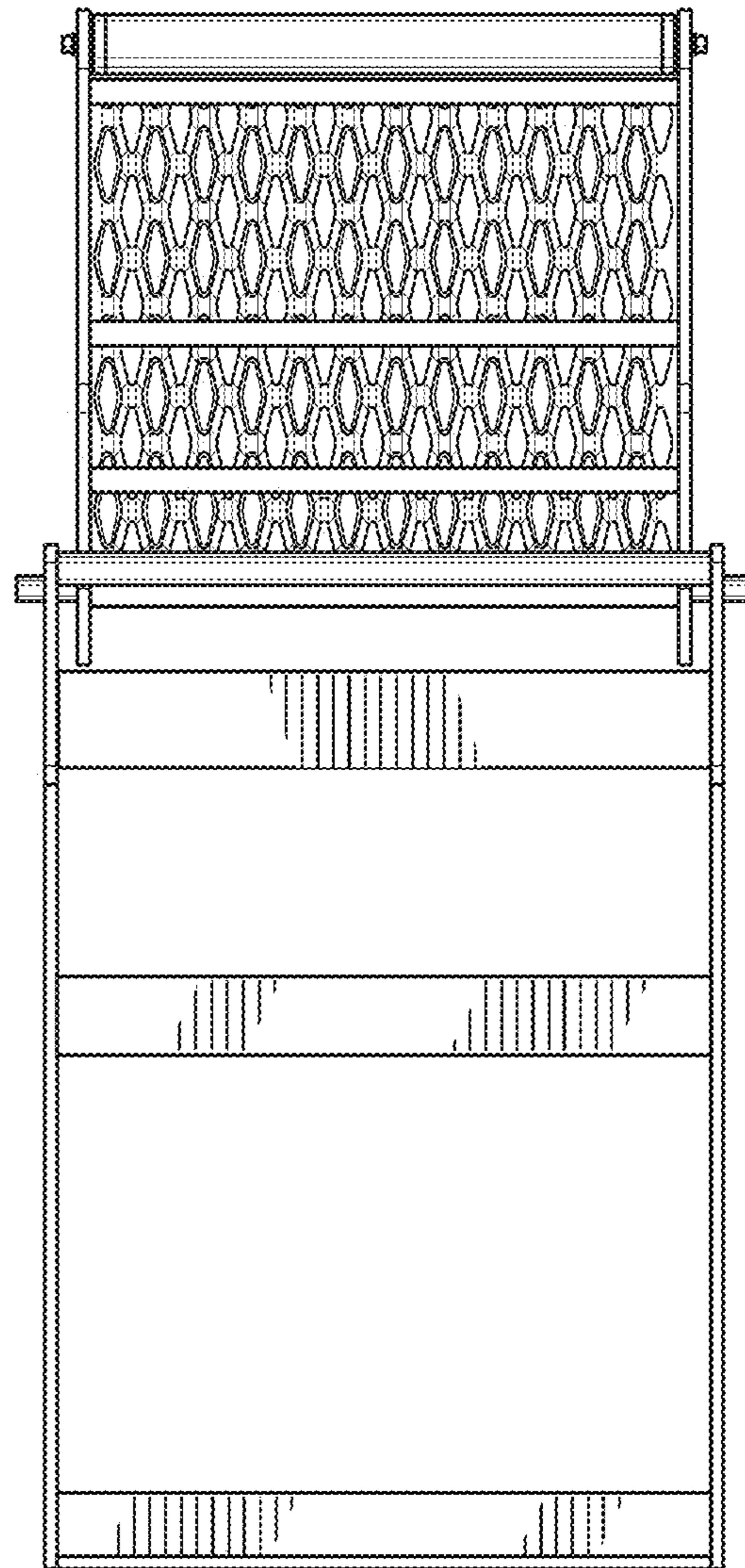


FIG. 7

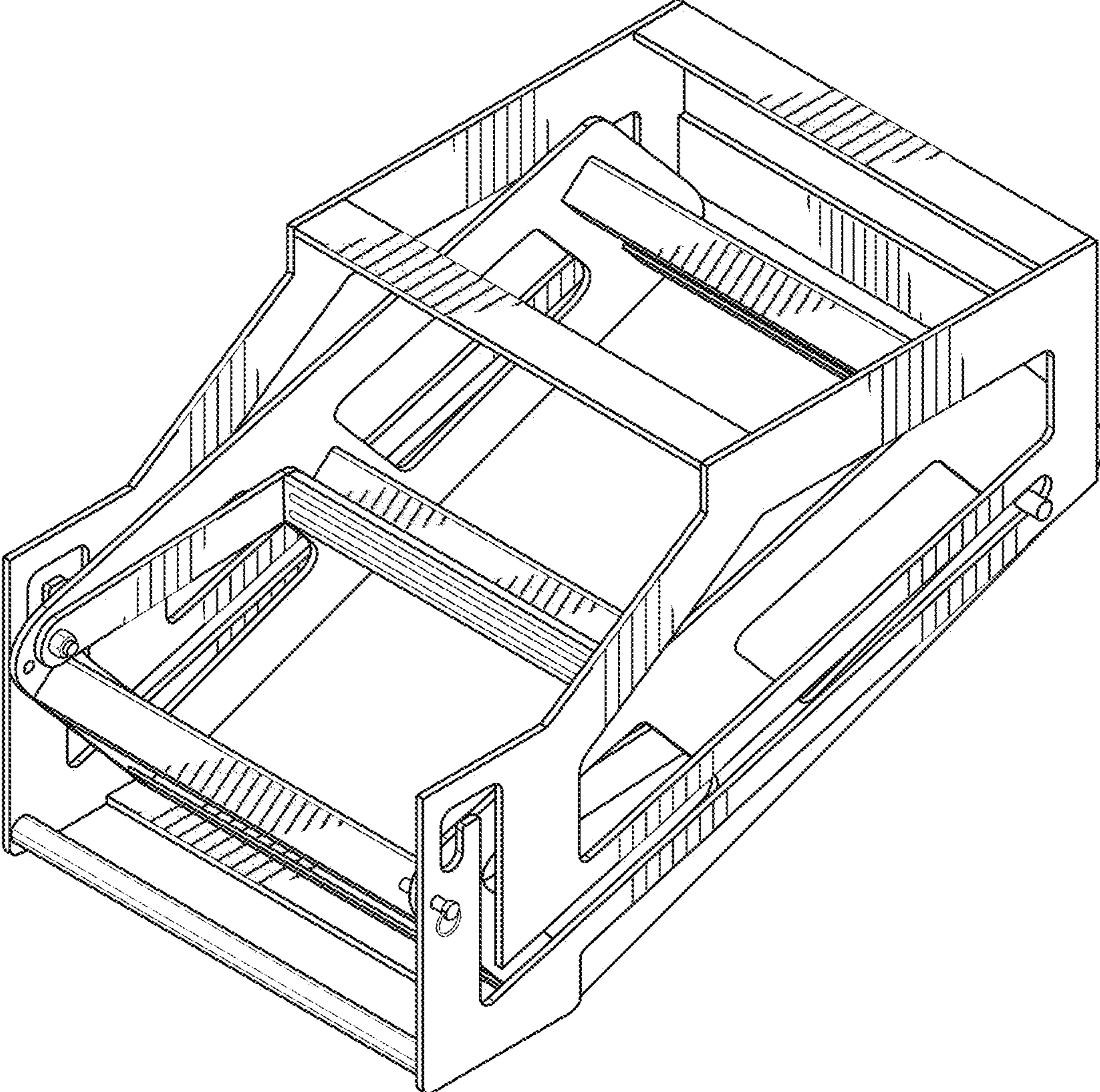


FIG. 8

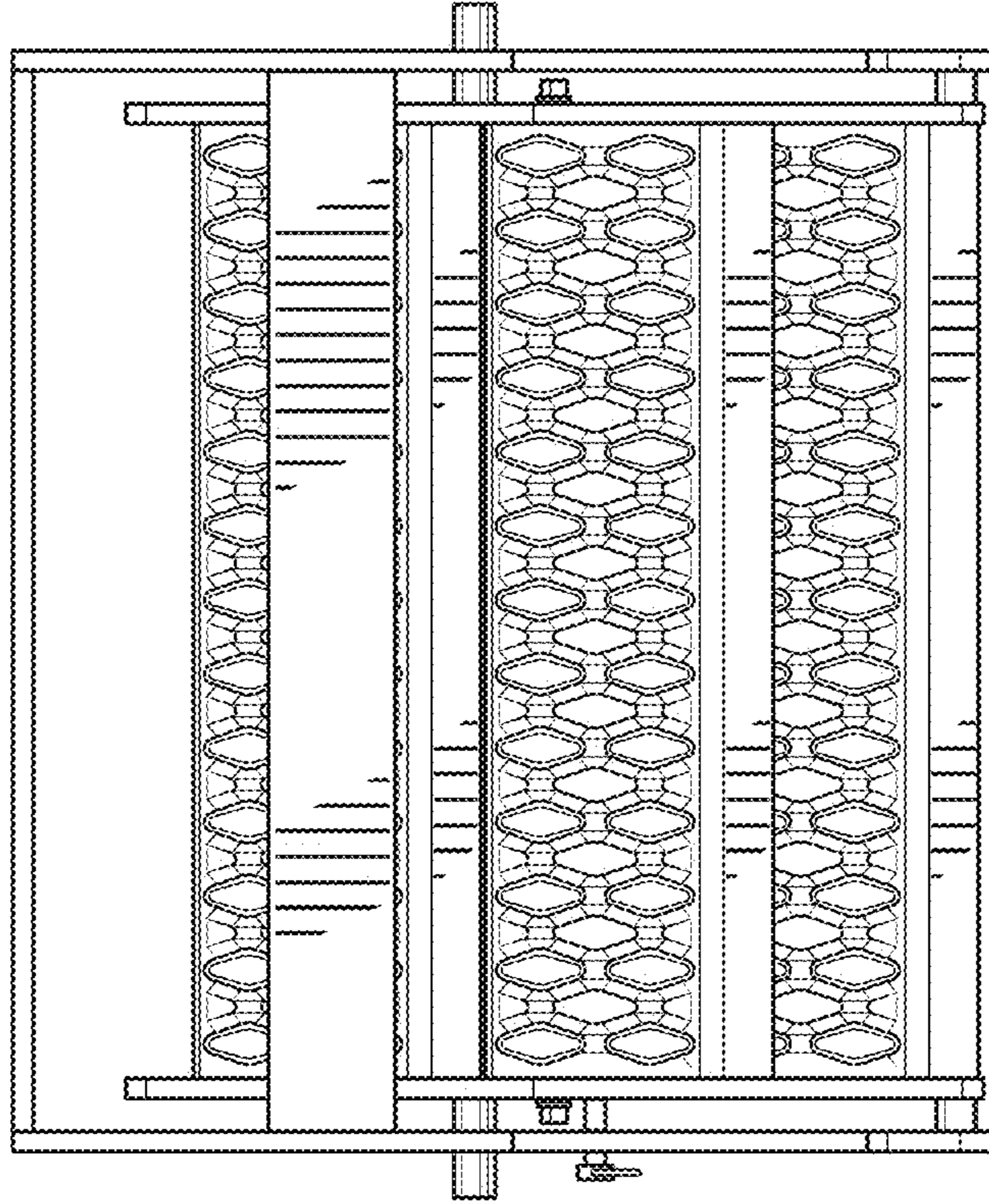


FIG. 9

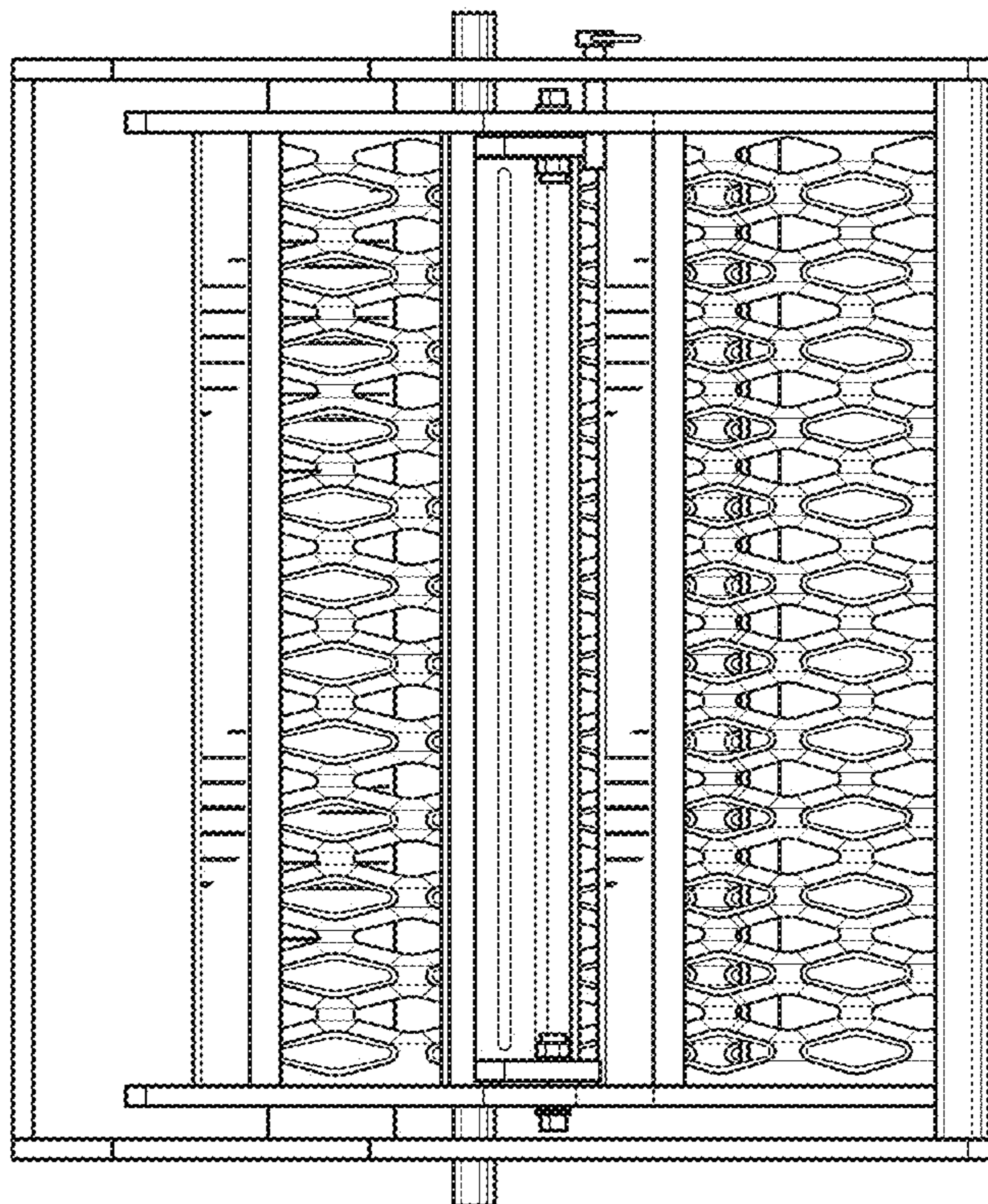


FIG. 10

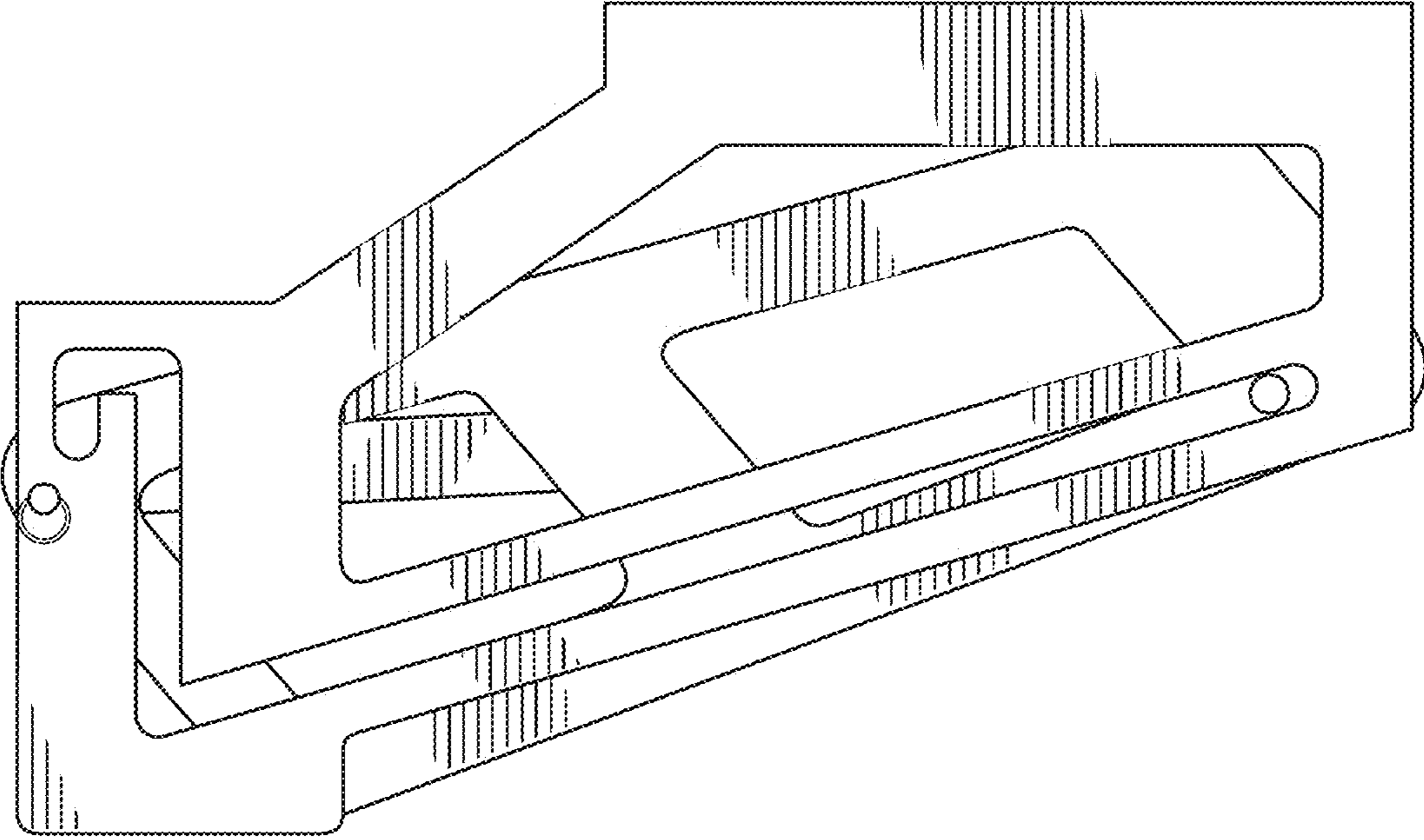


FIG. 11

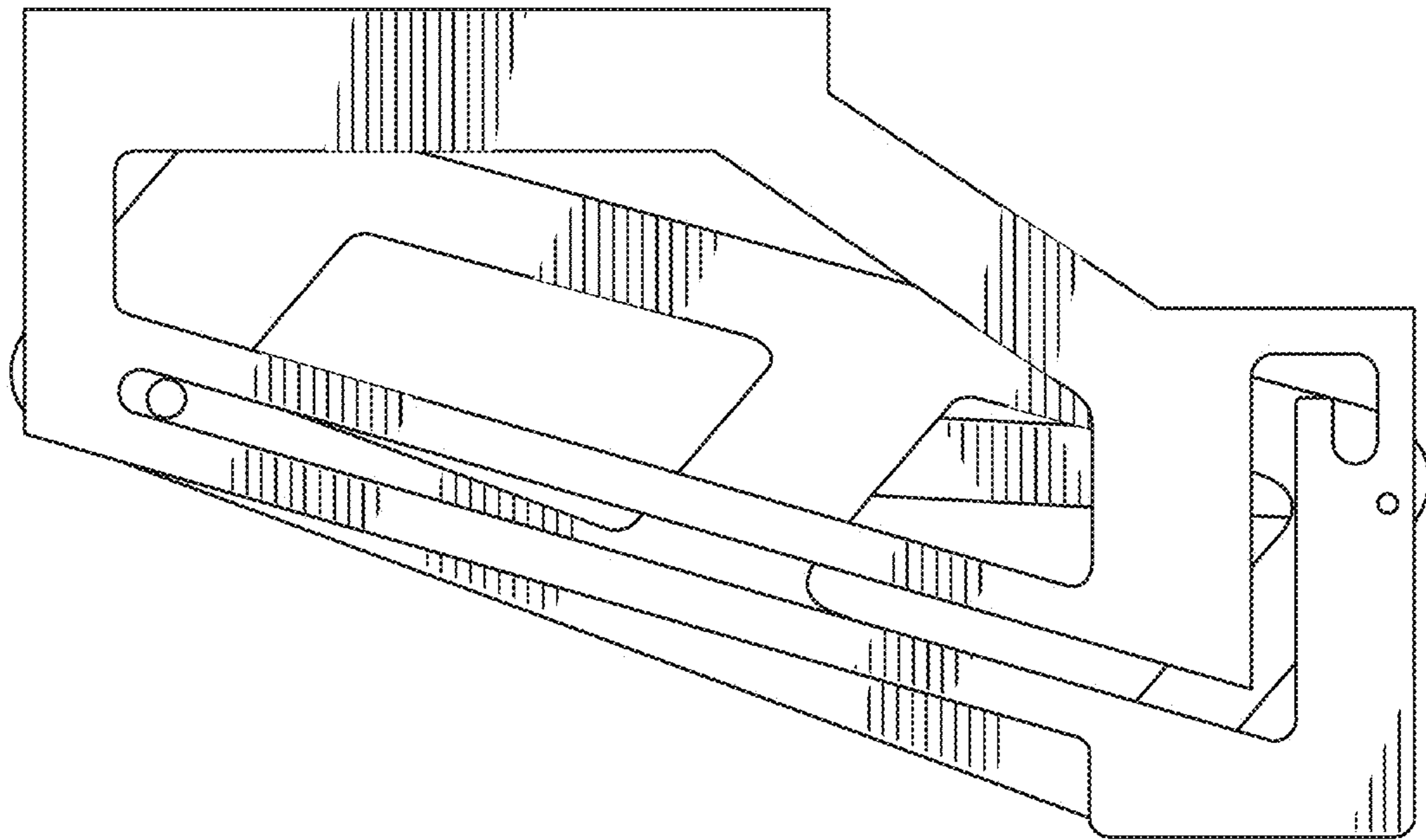


FIG. 12

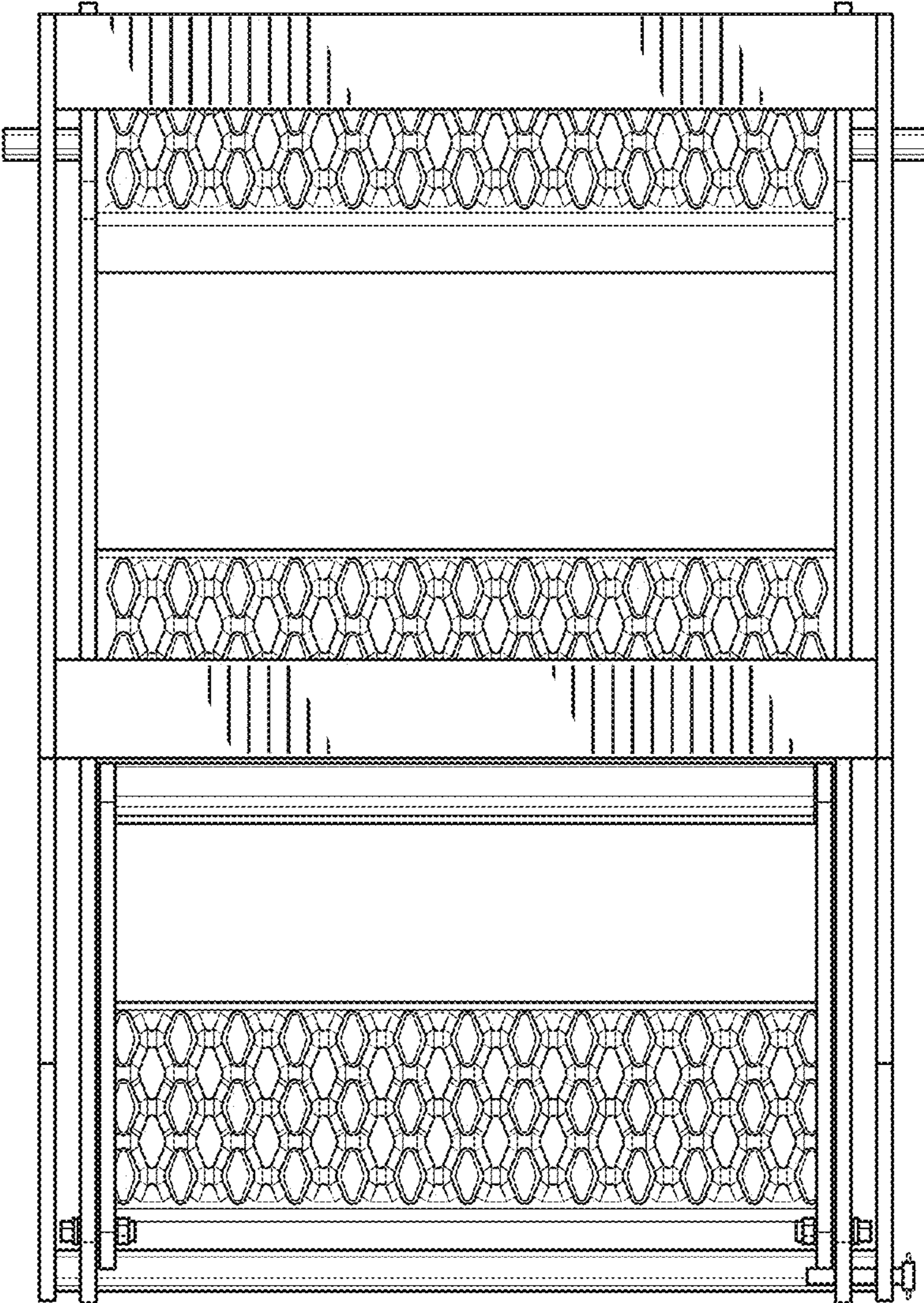


FIG. 13

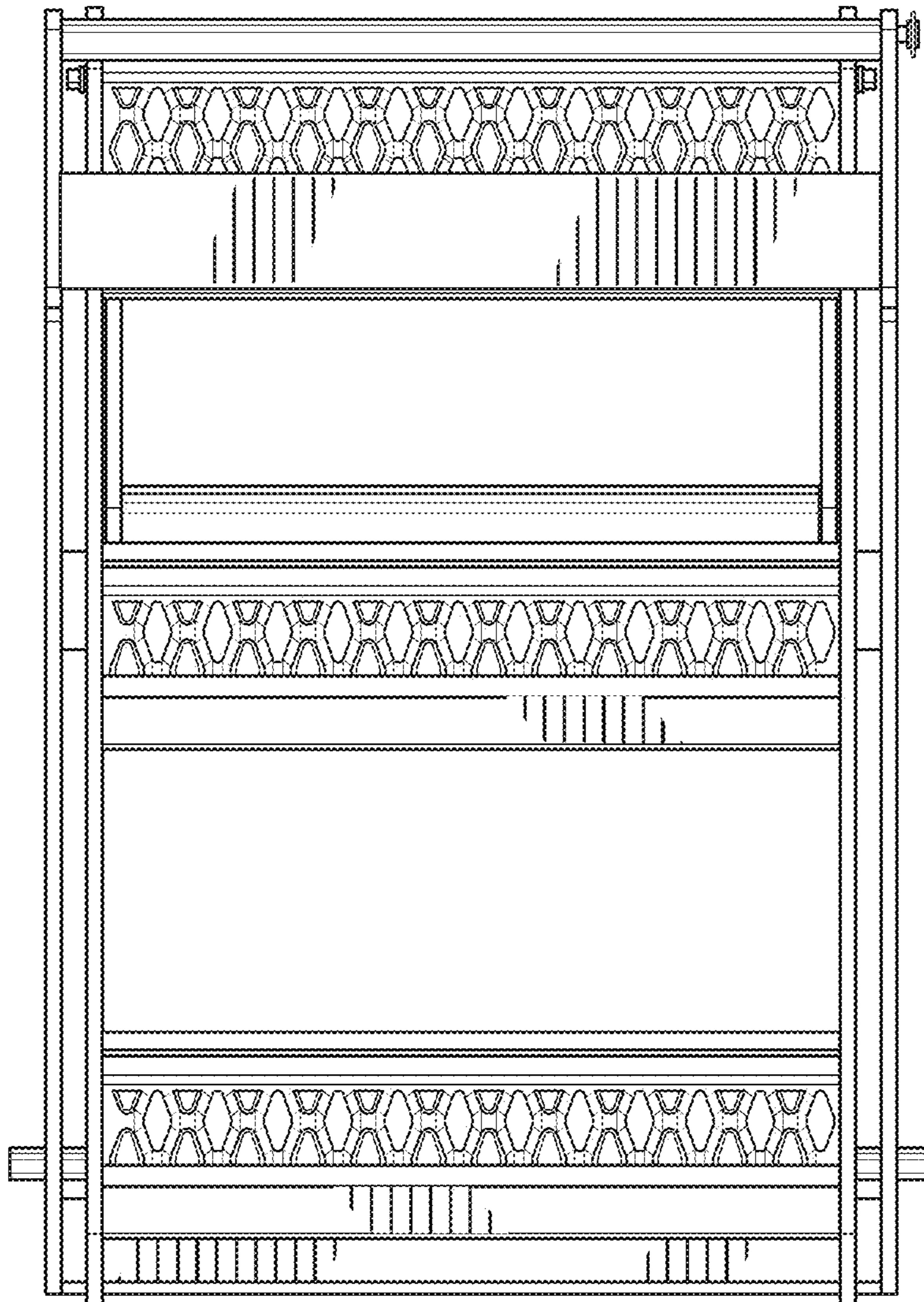


FIG. 14