



US00D937728S

(12) **United States Design Patent**
Manzoni

(10) **Patent No.:** **US D937,728 S**

(45) **Date of Patent:** **** Dec. 7, 2021**

(54) **AUTOMOBILE**

(71) Applicant: **Ferrari S.p.A.**, Modena (IT)

(72) Inventor: **Flavio Manzoni**, Maranello (IT)

(73) Assignee: **FERRARI S.p.A.**, Modena (IT)

(**) Term: **15 Years**

(21) Appl. No.: **29/746,538**

(22) Filed: **Aug. 14, 2020**

Related U.S. Application Data

(62) Division of application No. 35/507,189, filed on Jan. 24, 2019 (U.S. filing date under 35 U.S.C. 384), and having an international filing date of Jan. 24, 2019, now Pat. No. Des. 910,491.

(30) **Foreign Application Priority Data**

Jul. 26, 2018 (EM) 005515632

(51) **LOC (13) Cl.** **12-16**

(52) **U.S. Cl.**
USPC **D12/196**

(58) **Field of Classification Search**

USPC D12/86, 90, 91, 92, 98, 181-184, 191,
D12/400; D21/424, 433, 434

CPC B62D 35/00; B62D 35/007; B32B 3/00;
B60S 9/205; B60K 8/00

See application file for complete search history.

(56) **References Cited**

U.S. PATENT DOCUMENTS

D568,797 S * 5/2008 Elwell D12/181
D672,705 S * 12/2012 Kennedy D12/412
D746,725 S * 1/2016 Stopka D12/163
D754,044 S * 4/2016 Scheinhuetter D12/196

D756,273 S * 5/2016 Platto D12/163
D758,257 S * 6/2016 Platto D12/163
D781,749 S * 3/2017 Perini D12/88
D791,019 S * 7/2017 Perini D12/88
D795,135 S * 8/2017 Davidson D12/88
D827,494 S * 9/2018 Manzoni D12/88
D830,901 S * 10/2018 Manzoni D12/88
D830,902 S * 10/2018 Manzoni D12/88
D839,133 S * 1/2019 Hilton D12/88
D842,787 S * 3/2019 Manzoni D12/196
D848,313 S * 5/2019 Kanki D12/88
D855,495 S * 8/2019 Glickenhau D12/91
D860,859 S * 9/2019 Manzoni D12/88
D860,861 S * 9/2019 Manzoni D12/88
D870,823 S * 12/2019 Manzoni D21/548
D871,969 S * 1/2020 Selipanov D12/88
D885,256 S * 5/2020 Manzoni D12/88
D897,898 S * 10/2020 Manzoni D12/88

(Continued)

Primary Examiner — Darlington Ly

(74) *Attorney, Agent, or Firm* — Cowan, Liebowitz & Latman, P.C.; Anastasia Zhadina

(57) **CLAIM**

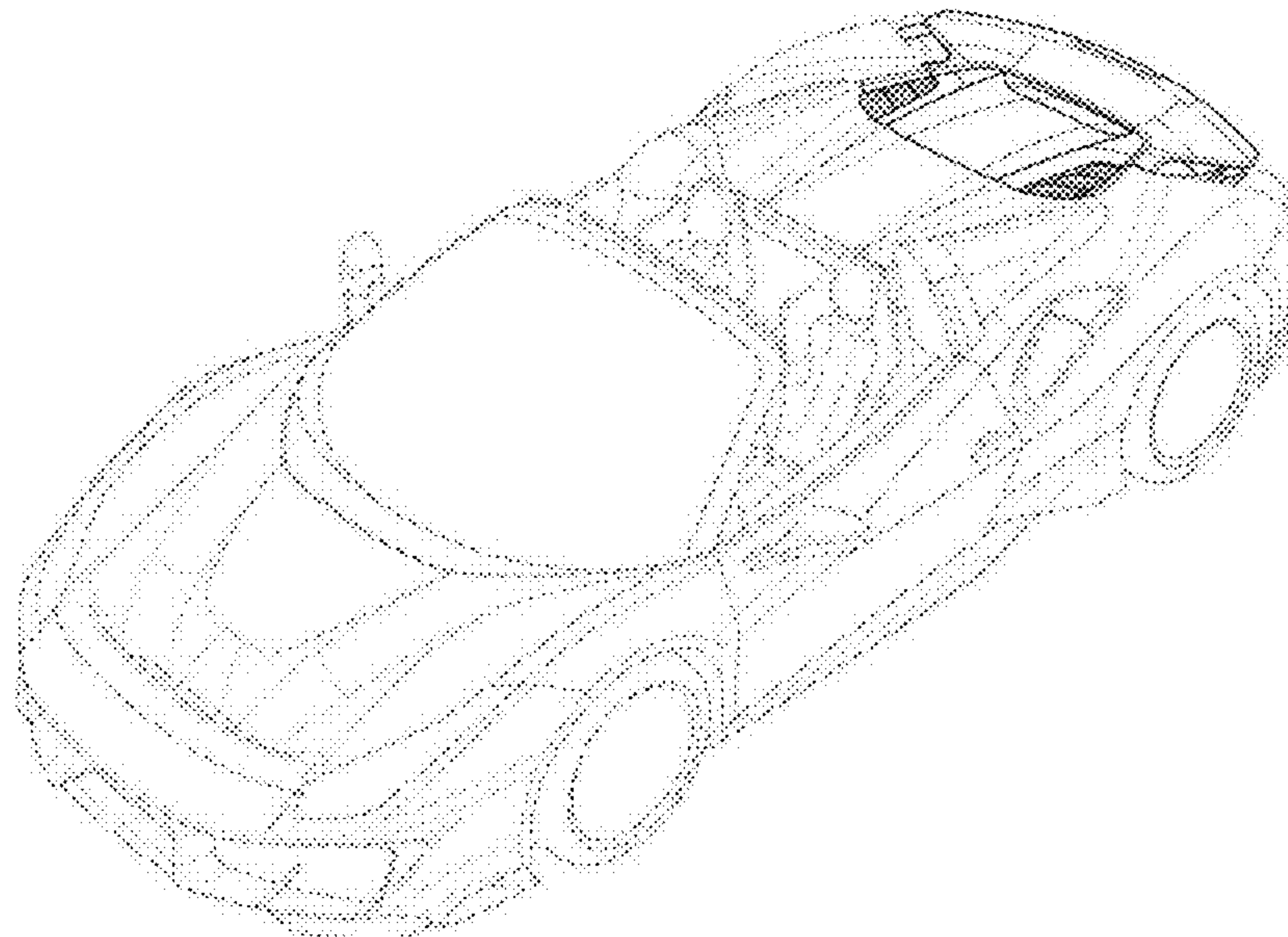
The ornamental design for an automobile, as shown and described.

DESCRIPTION

FIG. 1 is a top, front, and left side perspective view of an automobile embodying my new design;
FIG. 2 is a top, rear, and right side perspective view thereof;
FIG. 3 is a rear elevation view thereof;
FIG. 4 is a left side elevation view thereof;
FIG. 5 is a top plan view thereof;
FIG. 6 is a partial and enlarged top perspective view thereof;
and,
FIG. 7 is a partial and enlarged rear perspective view thereof.

The broken lines in the drawings illustrate portions of the automobile that form no part of the claimed design.

1 Claim, 7 Drawing Sheets



(56)

References Cited

U.S. PATENT DOCUMENTS

D918,312 S * 5/2021 Manzoni D21/548
2007/0228772 A1* 10/2007 Froeschle B62D 35/007
296/180.1
2008/0315613 A1* 12/2008 Froeschle B62D 35/007
296/76
2013/0062132 A1* 3/2013 Wolf F01P 3/18
180/68.1
2016/0244106 A1* 8/2016 Cardile B62D 35/007

* cited by examiner

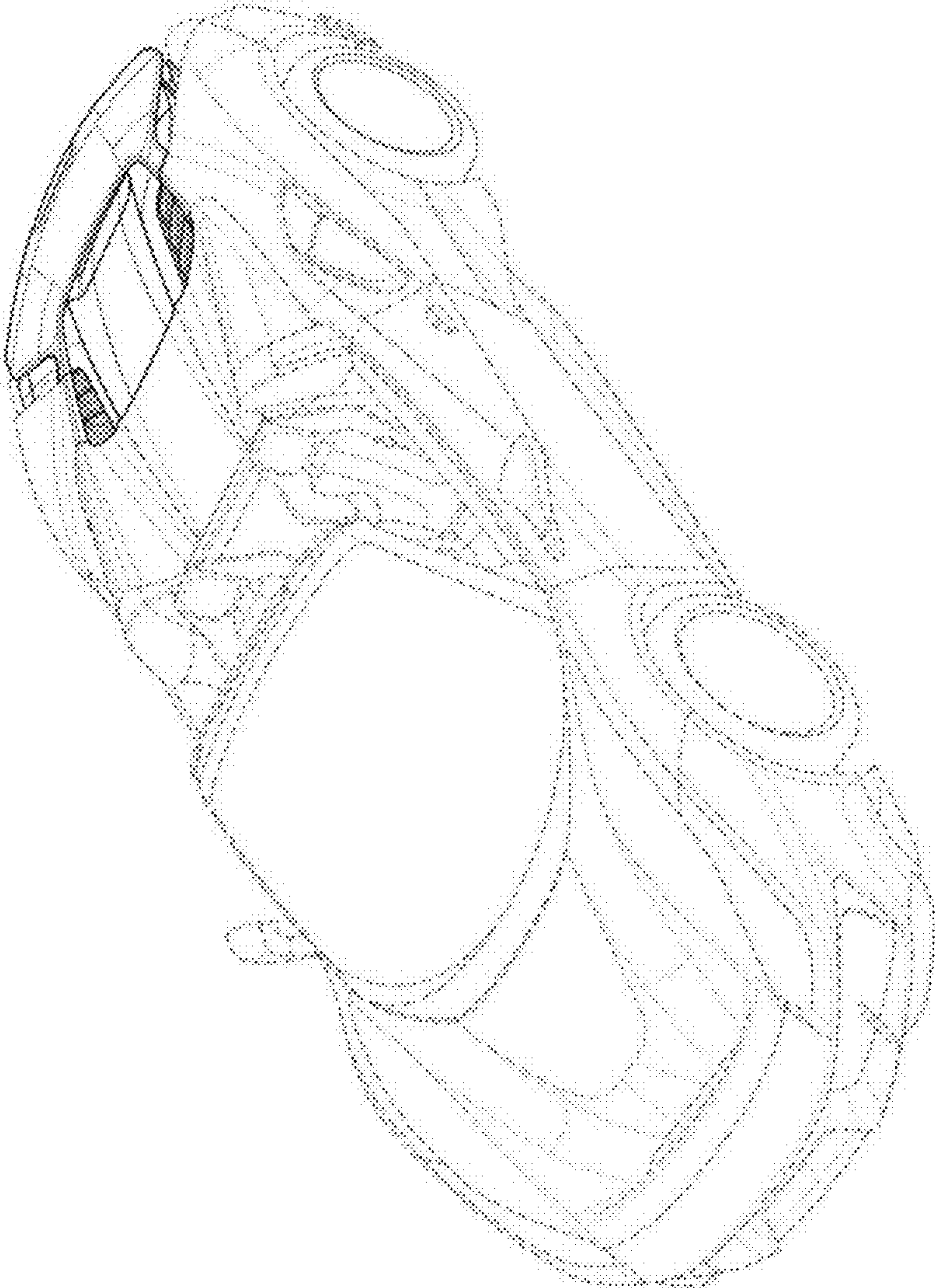


FIG. 1

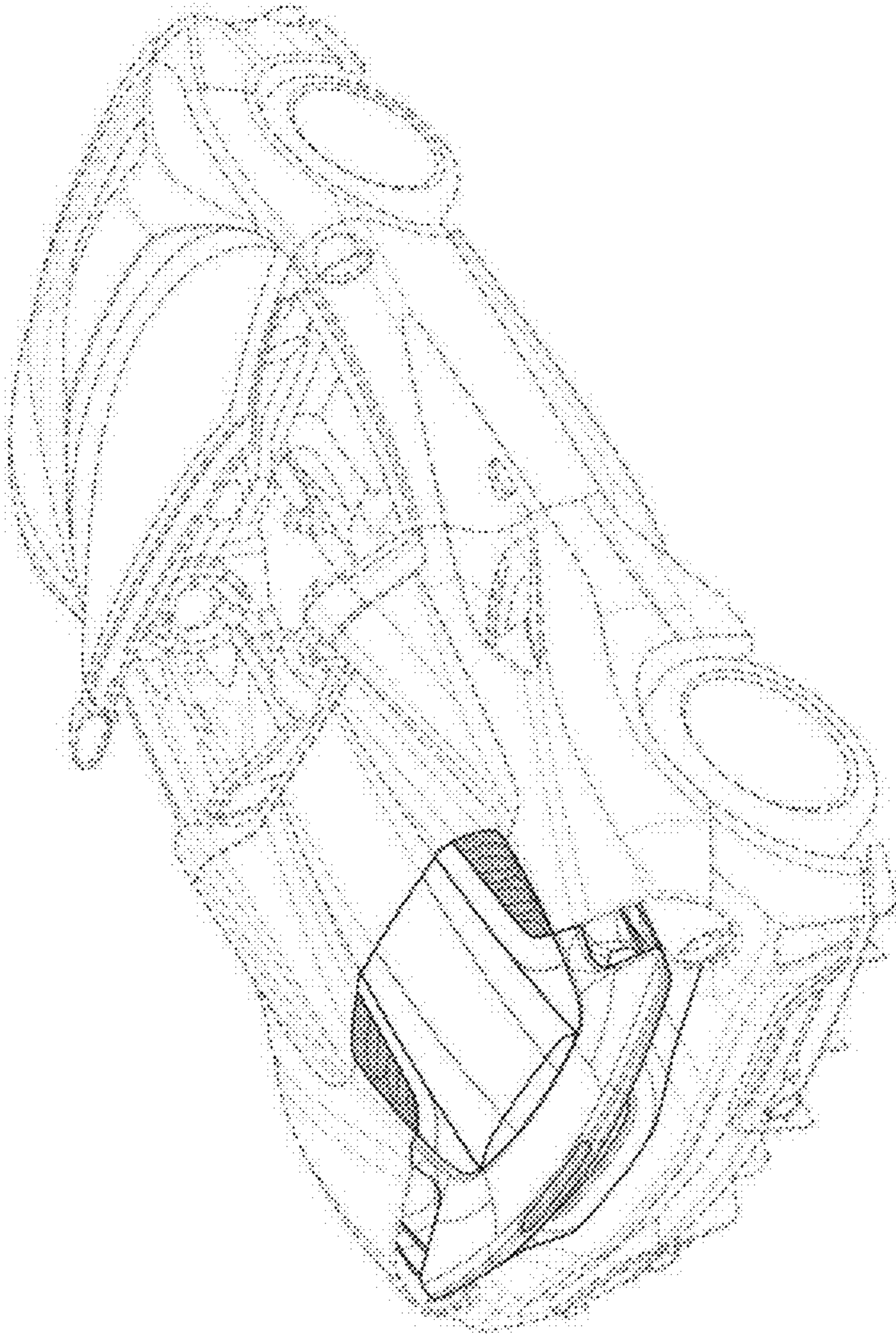


FIG. 2

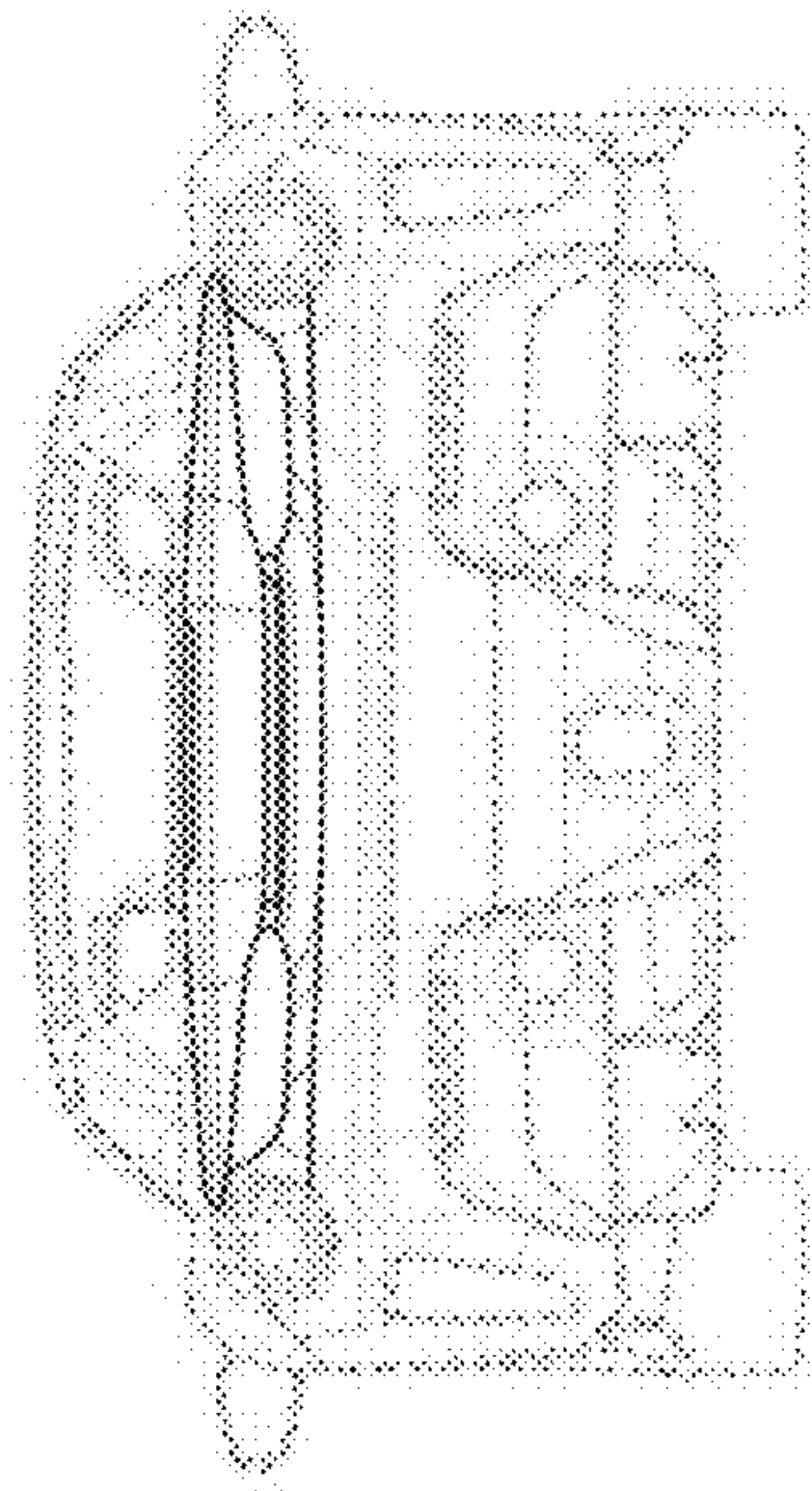


FIG. 3

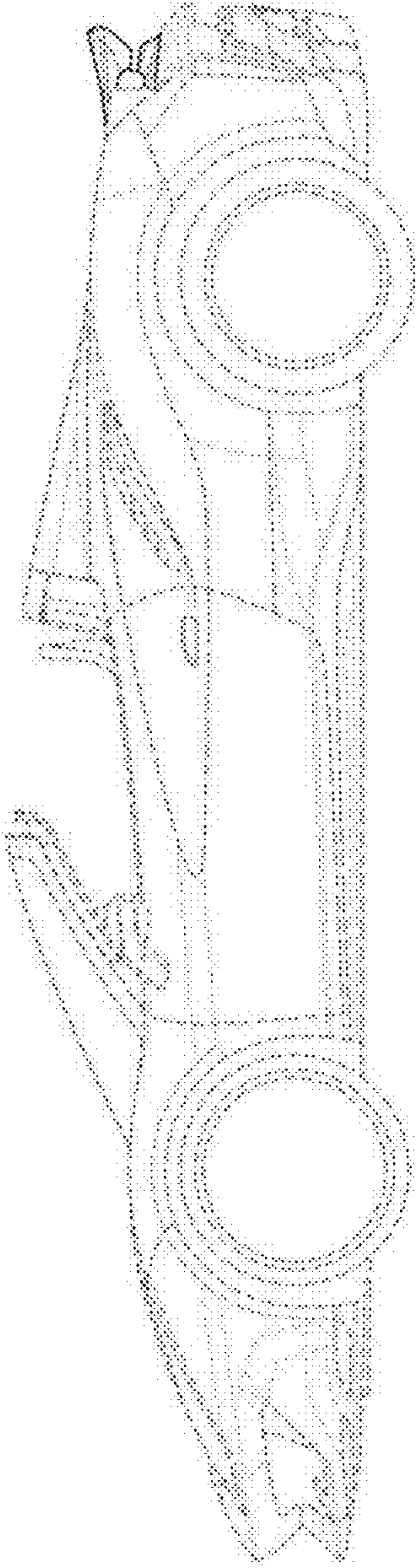


FIG. 4

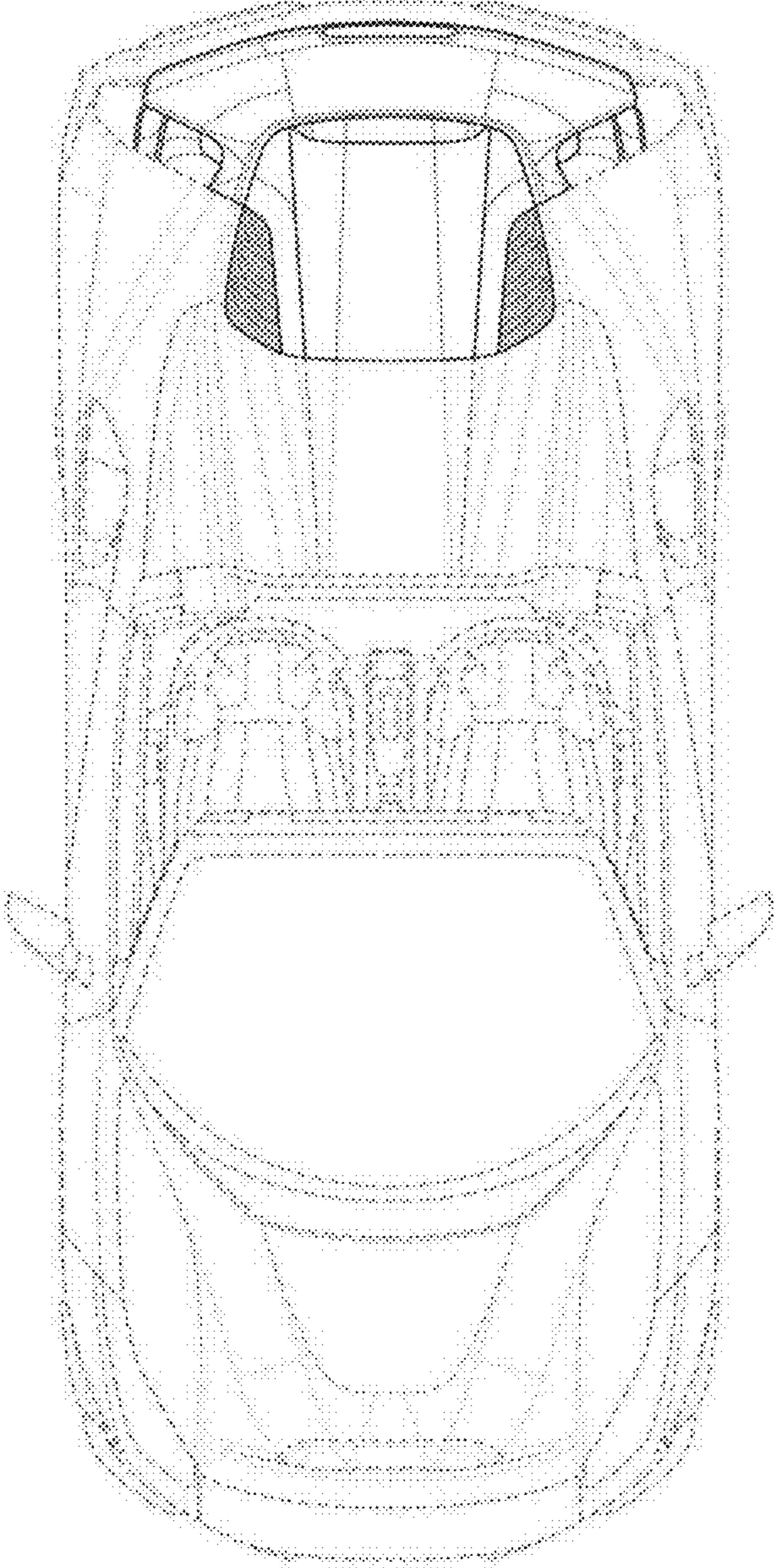


FIG. 5

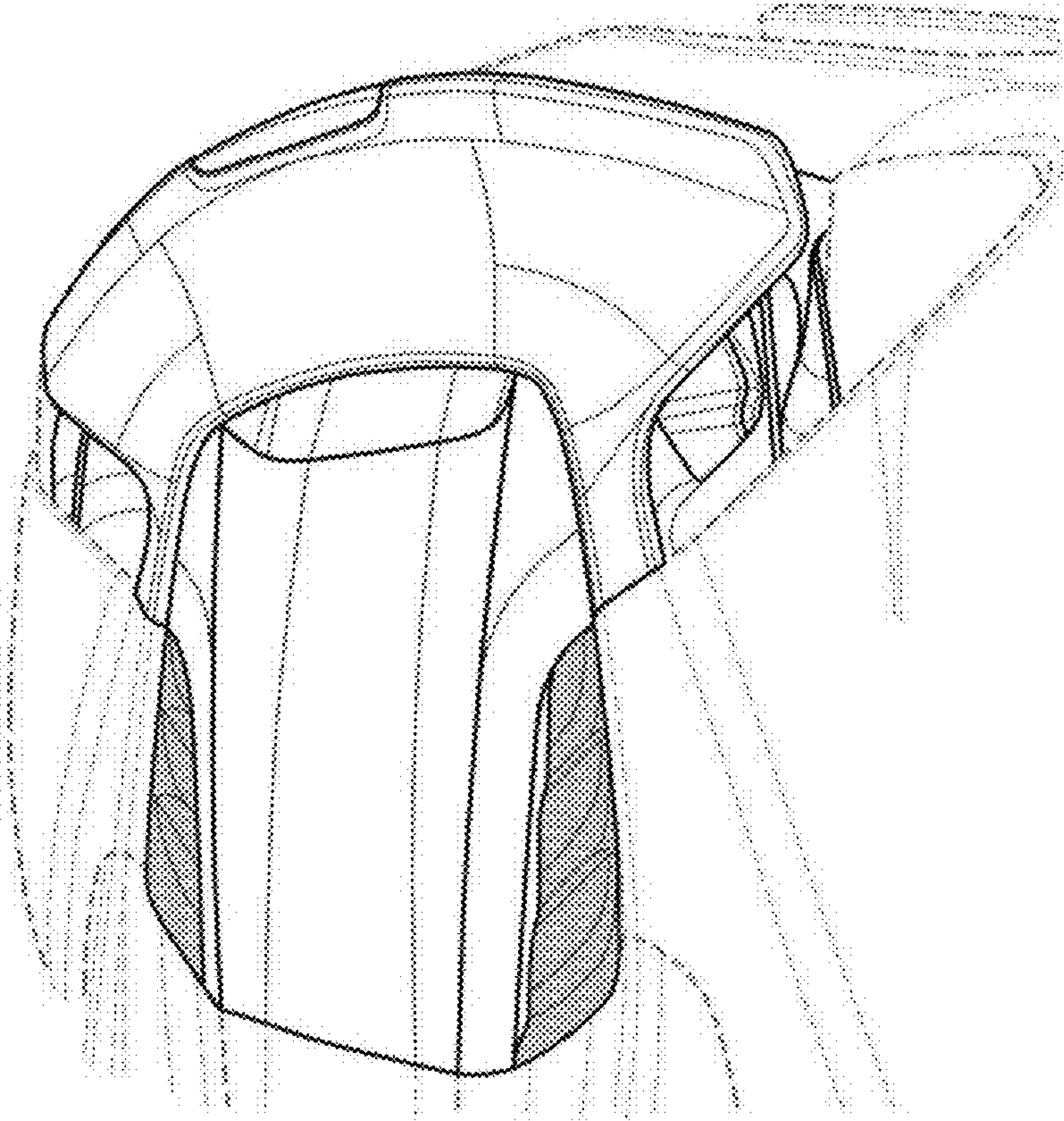


FIG. 6

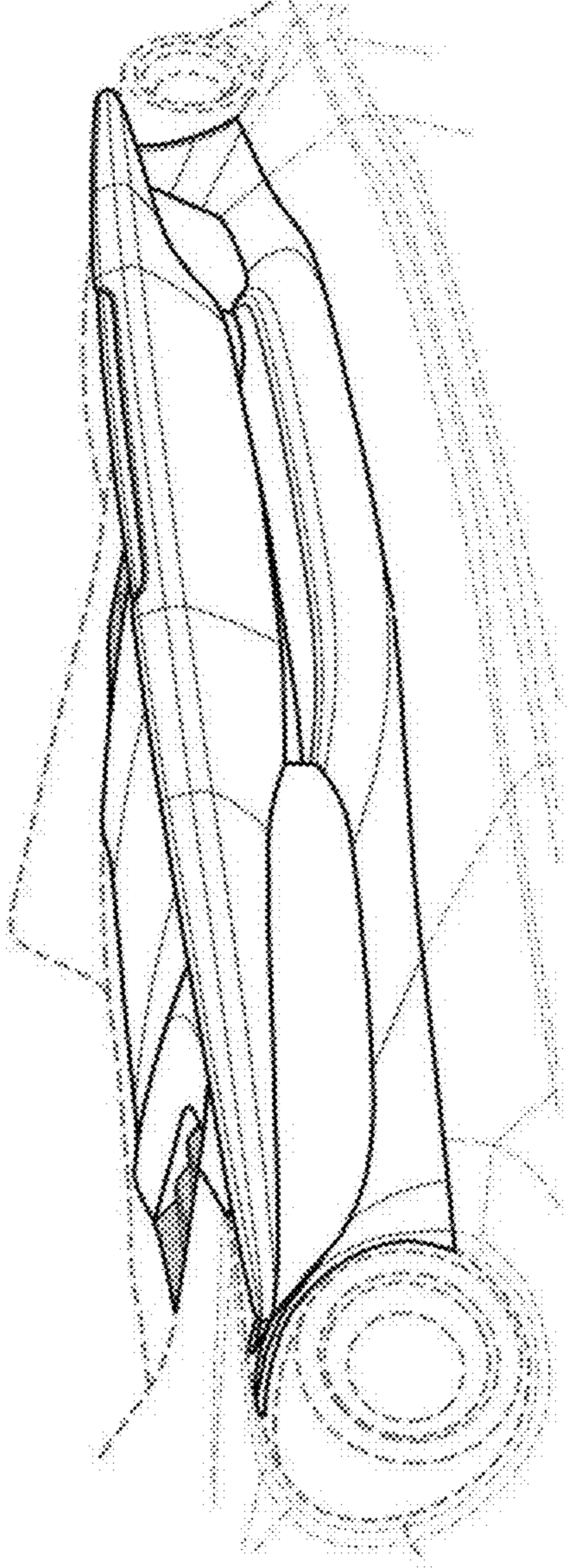


FIG. 7