



US00D937715S

(12) **United States Design Patent** (10) **Patent No.:** **US D937,715 S**
Asano (45) **Date of Patent:** **** Dec. 7, 2021**

(54) **FRONT BUMPER FOR AN AUTOMOBILE**

(71) Applicant: **TOYOTA JIDOSHA KABUSHIKI KAISHA**, Toyota (JP)

(72) Inventor: **Shota Asano**, Toyota (JP)

(73) Assignee: **TOYOTA JIDOSHA KABUSHIKI KAISHA**

(**) Term: **15 Years**

(21) Appl. No.: **29/749,967**

(22) Filed: **Sep. 10, 2020**

(30) **Foreign Application Priority Data**

Mar. 12, 2020 (JP) 2020-004946 D

(51) **LOC (13) Cl.** **12-16**

(52) **U.S. Cl.**
USPC **D12/169**

(58) **Field of Classification Search**
USPC D12/169, 163, 196, 86, 90-92;
296/180.1, 180.2; 293/102, 113, 115,
293/117, 120

CPC B60R 19/52; B60R 2019/25; B62D 25/084
See application file for complete search history.

(56) **References Cited**

U.S. PATENT DOCUMENTS

D824,820 S * 8/2018 Nakamura D12/169
D825,410 S * 8/2018 Nakamura D12/169
D829,616 S * 10/2018 Fuchino D12/169
D829,617 S * 10/2018 Takamatsu D12/169
D829,618 S * 10/2018 Kamahara D12/169
D830,250 S * 10/2018 Tomita D12/169
D835,014 S * 12/2018 Ea D12/169
D839,150 S * 1/2019 Roller D12/169

D839,151 S * 1/2019 Cartabiano D12/169
D856,220 S * 8/2019 Koyama D12/169
D856,221 S * 8/2019 Sakaue D12/169
D870,614 S * 12/2019 Ea D12/170
D874,997 S * 2/2020 Cambpell D12/169
D886,692 S * 6/2020 Yokoi D12/169
D906,907 S * 1/2021 Yagi D12/169
D918,104 S * 5/2021 Ito D12/169
D918,795 S * 5/2021 Kato D12/169
D918,799 S * 5/2021 Fukunaga D12/169
D918,800 S * 5/2021 Nagasaka D12/169

OTHER PUBLICATIONS

netcarshow.com, Toyota RAV4 (2019), <https://www.netcarshow.com/toyota/2019-rav4/>, available as early as Dec. 31, 2018.
netcarshow.com, Toyota Prius c (2018), <https://www.netcarshow.com/toyota/2018-prius_c/>, available as early as Dec. 31, 2018.

* cited by examiner

Primary Examiner — Melody N Brown
(74) *Attorney, Agent, or Firm* — Saidman DesignLaw Group, PLLC

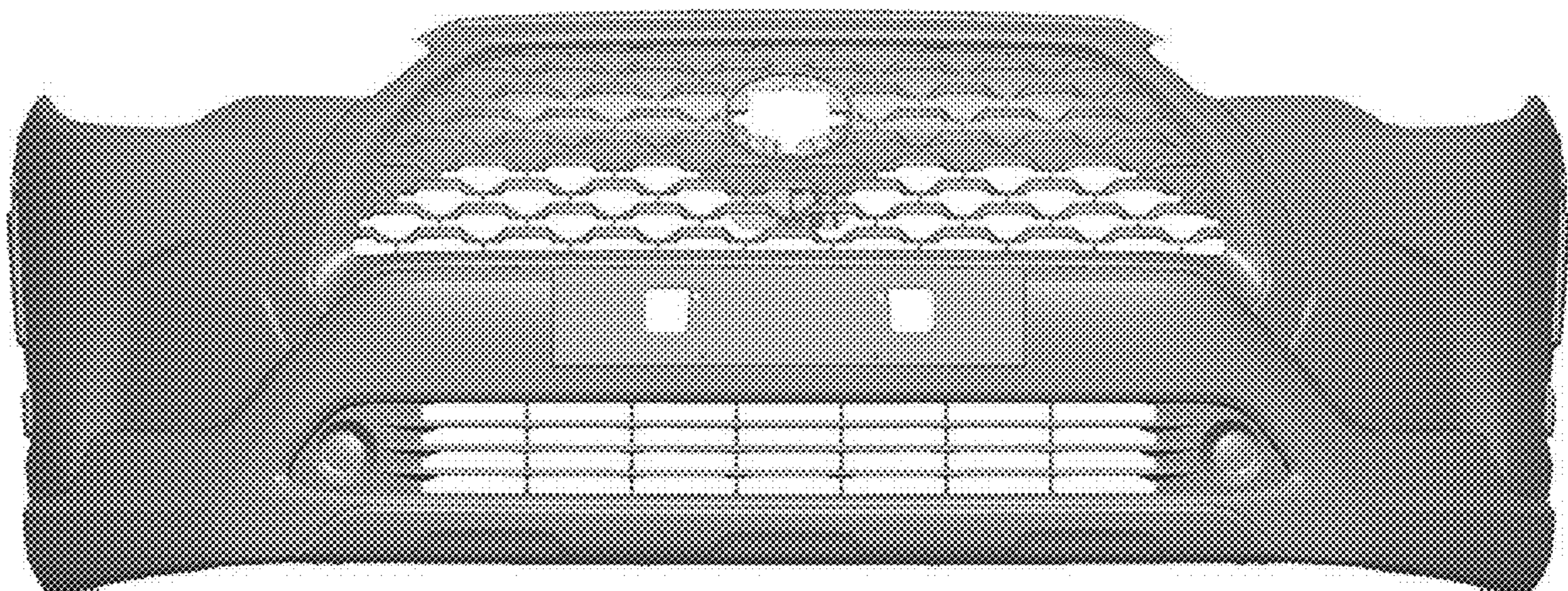
(57) **CLAIM**

The ornamental design for a front bumper for an automobile, as shown and described.

DESCRIPTION

FIG. 1 is a perspective view of a front bumper for an automobile showing my new design;
FIG. 2 is a front view thereof;
FIG. 3 is a rear view thereof;
FIG. 4 is a right side view thereof;
FIG. 5 is a left side view thereof;
FIG. 6 is a top view thereof; and,
FIG. 7 is a bottom view thereof.

1 Claim, 7 Drawing Sheets



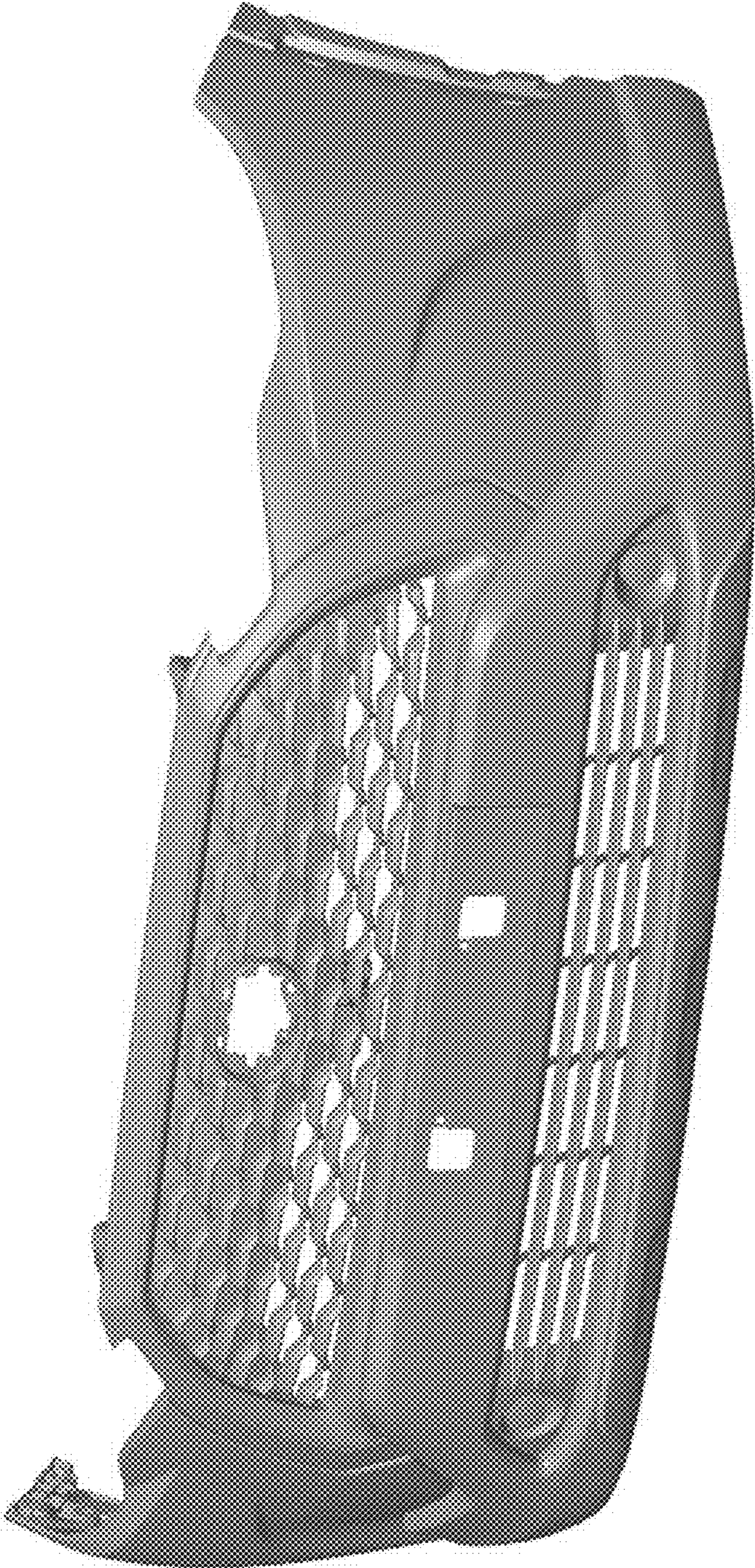


FIG. 1

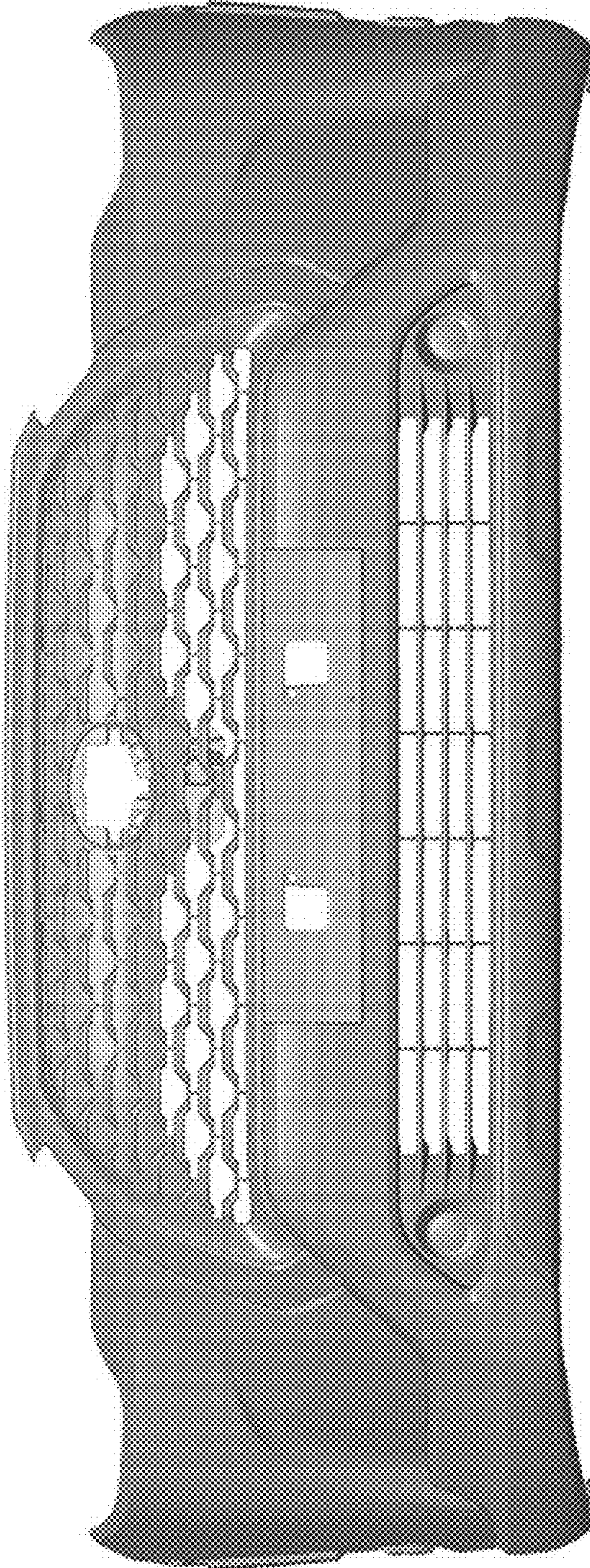


FIG. 2

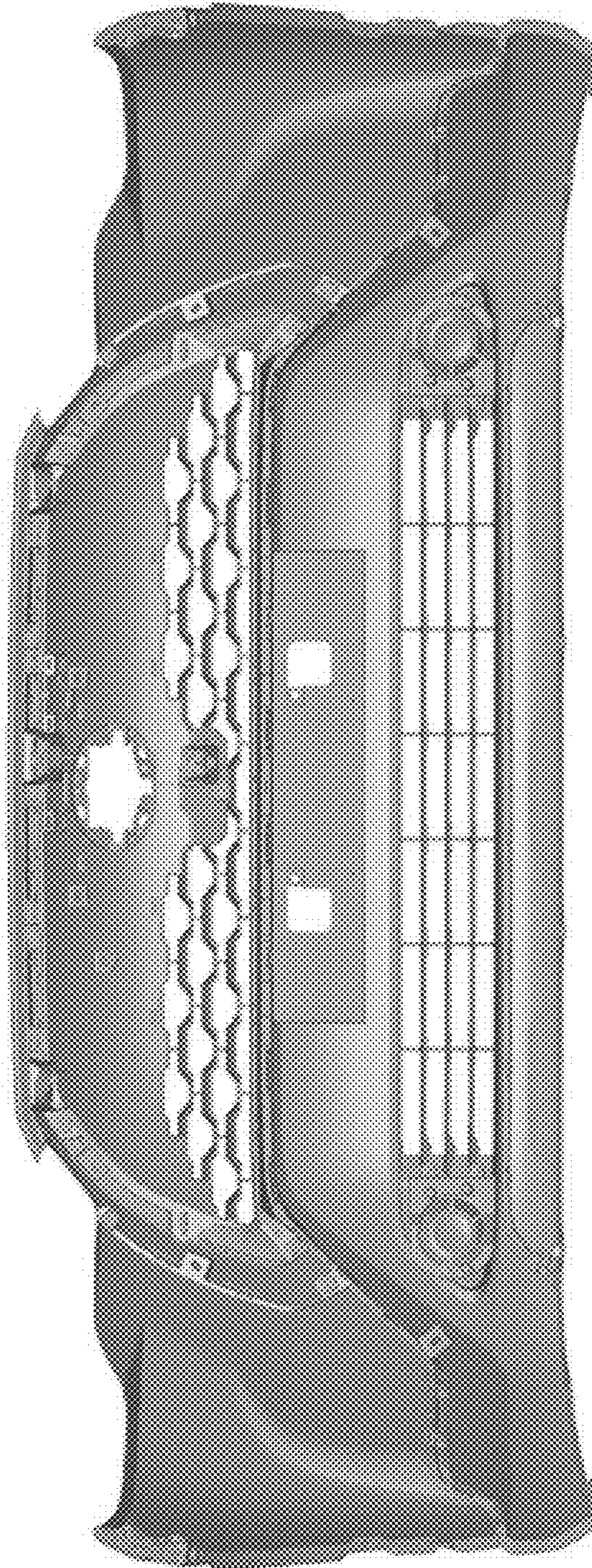


FIG. 3

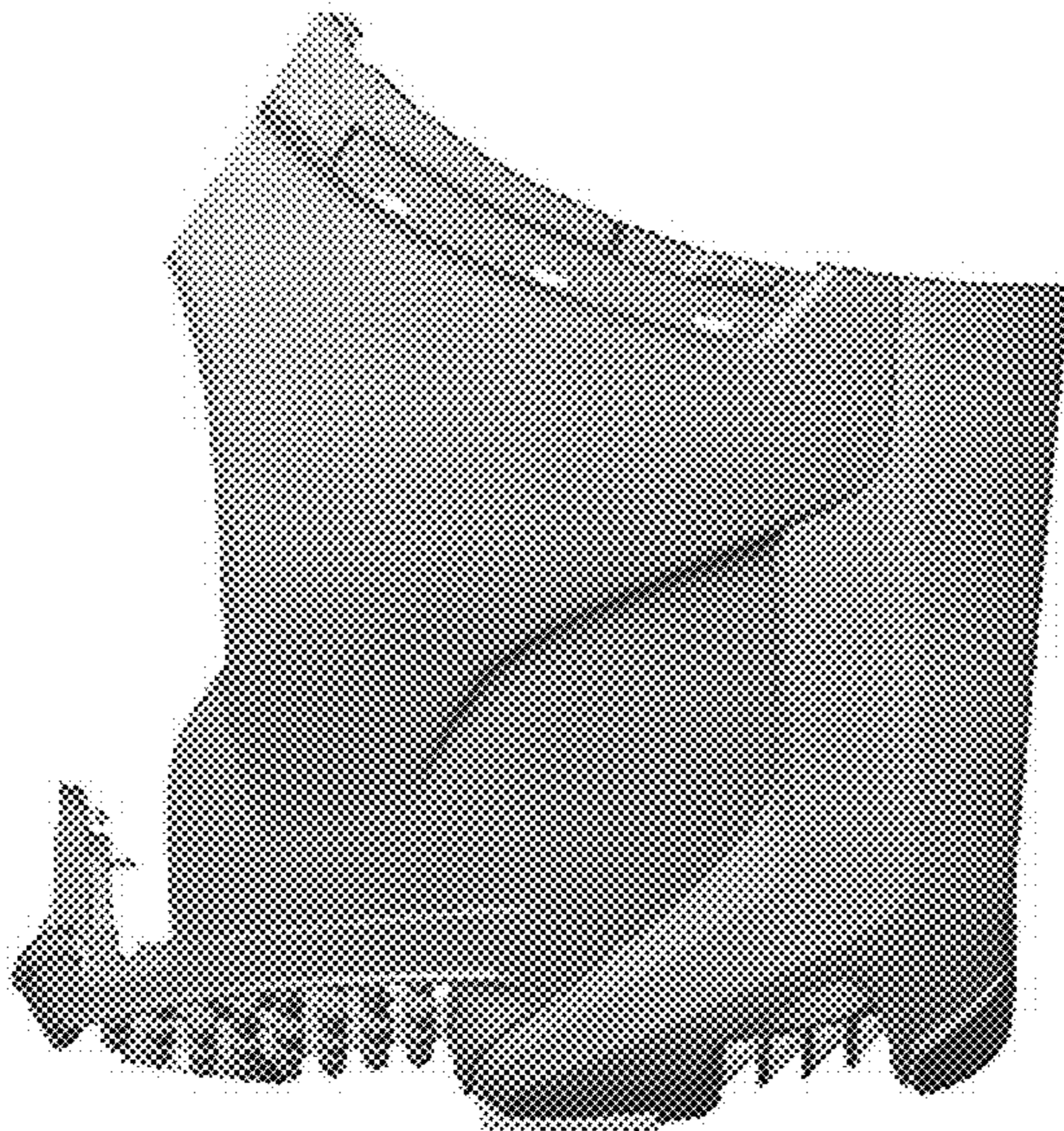


FIG. 4




FIG. 5

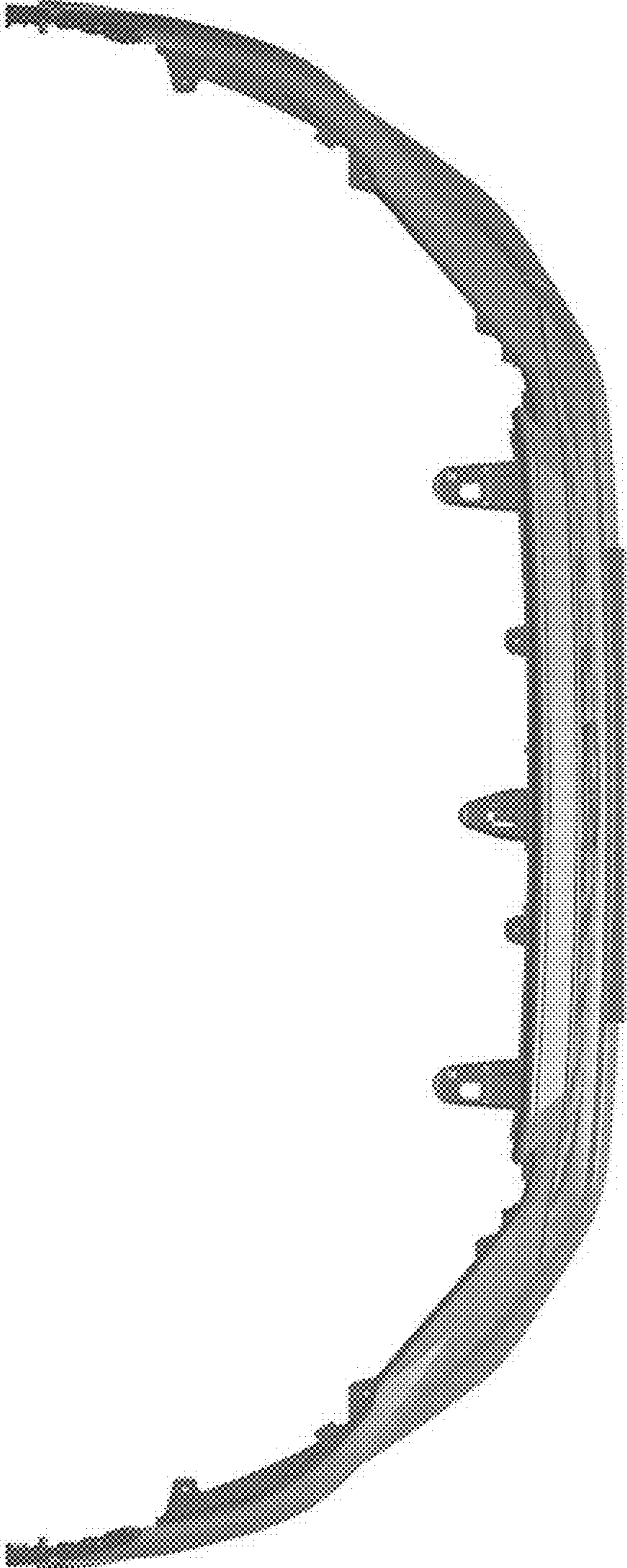


FIG. 6

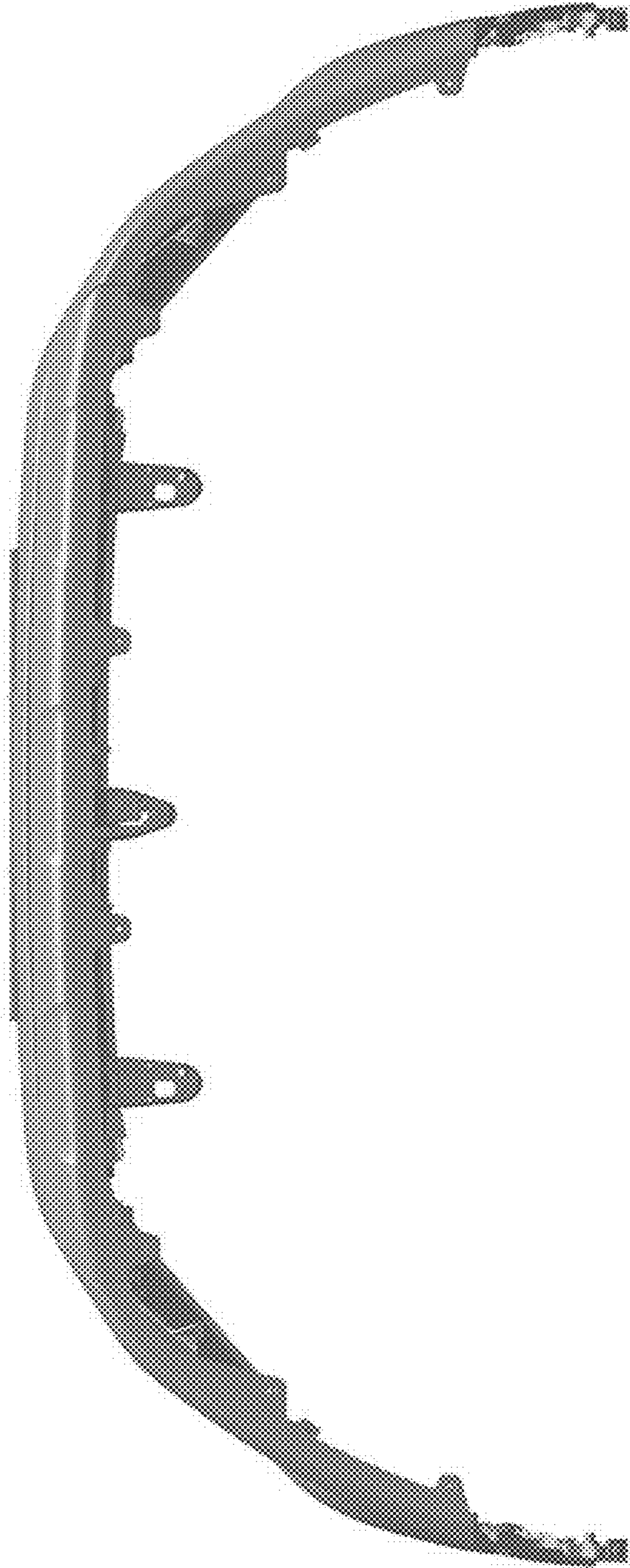


FIG. 7