



US00D937708S

(12) **United States Design Patent** (10) **Patent No.:** **US D937,708 S**
Giumentaro et al. (45) **Date of Patent:** **** Dec. 7, 2021**

(54) **MOTOR VEHICLE**
(71) Applicant: **VOLKSWAGEN AKTIENGESELLSCHAFT,**
Wolfsburg (DE)
(72) Inventors: **Marco Giumentaro,** Wolfsburg (DE);
Klaus Bischoff, Wolfsburg (DE)
(73) Assignee: **VOLKSWAGEN AKTIENGESELLSCHAFT,**
Wolfsburg (DE)

D684,900 S * 6/2013 Doyle D12/92
D690,231 S * 9/2013 Bischoff D12/91
D700,870 S * 3/2014 Jevremovic D12/92
D701,145 S * 3/2014 Bischoff D12/91
D706,171 S * 6/2014 Bischoff D12/91
D712,313 S * 9/2014 Bischoff D12/91
D712,788 S * 9/2014 Bischoff D12/91
D712,789 S * 9/2014 Bischoff D12/91
D714,686 S * 10/2014 Bischoff D12/91
D719,064 S * 12/2014 Bischoff D12/91
D733,003 S * 6/2015 Bischoff D12/91
D761,694 S * 7/2016 Bischoff D12/91

(Continued)

(**) Term: **15 Years**

(21) Appl. No.: **29/743,835**

(22) Filed: **Jul. 24, 2020**

(30) **Foreign Application Priority Data**

Feb. 24, 2020 (DE) 40 2020 100 179.1

(51) **LOC (13) Cl.** **12-08**

(52) **U.S. Cl.**
USPC **D12/91**

(58) **Field of Classification Search**
USPC D12/86, 90-92, 88; D21/424, 433, 434;
296/181.1-181.5, 183.1
CPC B62D 25/00; B62D 25/06; B62D 33/00;
B62D 35/00
See application file for complete search history.

(56) **References Cited**

U.S. PATENT DOCUMENTS

D620,394 S * 7/2010 Bischoff D12/91
D620,840 S * 8/2010 Bischoff D12/91
D626,885 S * 11/2010 Bischoff D12/91
D647,821 S * 11/2011 Bischoff D12/91
D647,823 S * 11/2011 Okumoto D12/92
D671,035 S * 11/2012 Bischoff D12/91
D674,319 S * 1/2013 Doyle D12/92

FOREIGN PATENT DOCUMENTS

DE DM/086972 7/2015

Primary Examiner — Melody N Brown

(74) *Attorney, Agent, or Firm* — Lucas & Mercanti, LLP;
Klaus P. Stoffel

(57) **CLAIM**


The ornamental design for a motor vehicle, as shown and described.

DESCRIPTION

FIG. 1 is a front and right side perspective view of a motor vehicle showing our new design;
FIG. 2 is a rear and left side perspective view thereof;
FIG. 3 is a front and left side perspective view thereof;
FIG. 4 is a rear and right side perspective view thereof;
FIG. 5 is a front view thereof;
FIG. 6 is a rear view thereof;
FIG. 7 is a left side view thereof;
FIG. 8 is a right side view thereof; and,
FIG. 9 is a top view thereof.

The wheels and lights of the motor vehicle shown throughout the drawing views in a de-emphasized and faded out half tone manner are for environmental and illustrative purposes and form no part of the claimed design.

1 Claim, 5 Drawing Sheets



(56)

References Cited

U.S. PATENT DOCUMENTS

D791,020	S	*	7/2017	Bischoff	D12/91
D798,193	S	*	9/2017	Potter	D12/91
D801,863	S	*	11/2017	Bischoff	D12/91
D801,866	S	*	11/2017	Bischoff	D12/91
D801,868	S	*	11/2017	Bischoff	D12/91
D801,869	S	*	11/2017	Bischoff	D12/91
D801,870	S	*	11/2017	Bischoff	D12/91
D802,481	S	*	11/2017	Zhang	D12/91
D804,360	S	*	12/2017	Bischoff	D12/91
D805,434	S	*	12/2017	Bischoff	D12/91
D814,355	S	*	4/2018	Bischoff	D12/91
D818,881	S	*	5/2018	Bischoff	D12/91
D826,094	S	*	8/2018	Bischoff	D12/92
D841,519	S	*	2/2019	Bischoff	D12/91
D854,450	S	*	7/2019	Heo	D12/91
D871,261	S	*	12/2019	Zhou	D12/91
D872,652	S	*	1/2020	Koyama	D12/91
D892,679	S	*	8/2020	Bischoff	D12/88
D895,484	S	*	9/2020	Bischoff	D12/88
D904,229	S	*	12/2020	Bischoff	D12/91
D906,884	S	*	1/2021	Bischoff	D12/91

* cited by examiner



Fig. 1




Fig. 2




Fig. 3



Fig. 4



Fig. 5



Fig. 6




Fig. 7




Fig. 8

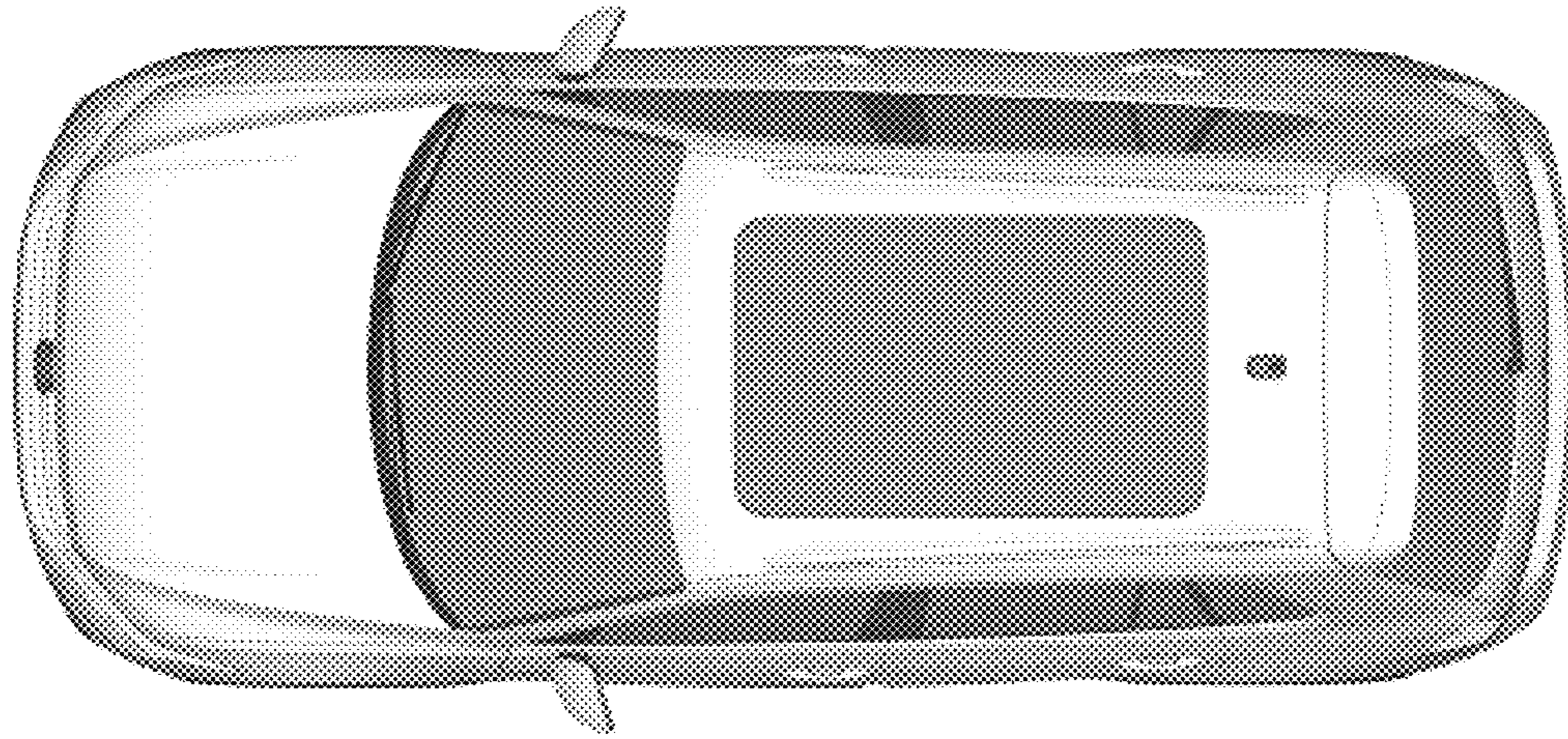


Fig. 9