



US00D937703S

(12) **United States Design Patent** (10) **Patent No.:** **US D937,703 S**
Morin (45) **Date of Patent:** **** Dec. 7, 2021**

(54) **RING**

(71) Applicant: **CARTIER INTERNATIONAL AG,**
Steinhausen (CH)
(72) Inventor: **Flora Morin,** Conflans Sainte Honorine
(FR)
(73) Assignee: **CARTIER INTERNATIONAL AG,**
Steinhausen (CH)

D199,363 S * 10/1964 Katz D11/89
D691,505 S * 10/2013 Fillon D11/3
D834,987 S * 12/2018 Morin D11/34
D912,564 S * 3/2021 Morin D11/6
D913,144 S * 3/2021 Yamada D11/40
D925,387 S * 7/2021 Morin D11/6
D926,071 S * 7/2021 Morin D11/16
D927,344 S * 8/2021 Morin D11/42
D929,888 S * 9/2021 Morin D11/26
D930,496 S * 9/2021 Morin D11/6

(**) Term: **15 Years**

(21) Appl. No.: **29/728,046**

(22) Filed: **Mar. 16, 2020**

(30) **Foreign Application Priority Data**

Sep. 16, 2019 (WO) WIPO87338

(51) **LOC (13) Cl.** **11-01**

(52) **U.S. Cl.**
USPC **D11/26**

(58) **Field of Classification Search**

USPC D11/1, 2, 26-39, 91, 92, 86
CPC A44C 9/00; A44C 9/0007; A44C 9/0015;
A44C 9/0023; A44C 9/003; A44C
9/0038; A44C 9/0046; A44C 9/0053;
A44C 9/0061; A44C 9/0069; A44C
9/0076; A44C 9/0084; A44C 9/0092;
A44C 9/02; A44C 1/00; A44C 15/00;
A44C 15/003

See application file for complete search history.

(56) **References Cited**

U.S. PATENT DOCUMENTS

D70,276 S * 6/1926 Hammond D11/27
D197,576 S * 2/1964 Katz D11/89

OTHER PUBLICATIONS

[Online] "Clash De Cartier Ring, XL Model" <https://www.cartier.com/en-us/collections/jewelry/collections/clash-de-cartier/clash-de-cartier-rings/n4777200-clash-de-cartier-ring,-xl-model.html>. Retrieved Sep. 25, 2021.*

* cited by examiner

Primary Examiner — Melanie Pellegrini
(74) *Attorney, Agent, or Firm* — Oliff PLC

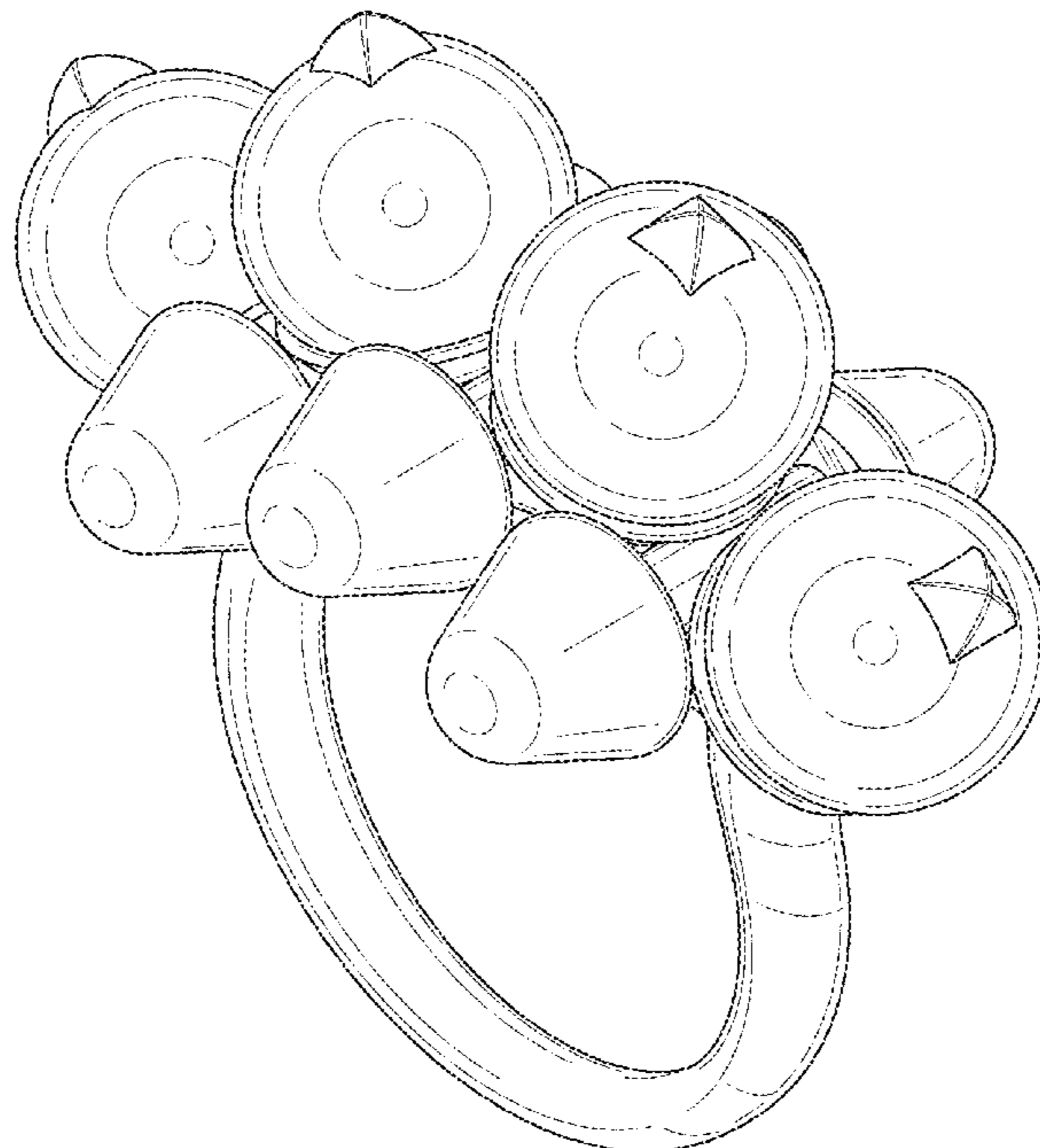
(57) **CLAIM**

The ornamental design for a ring, as shown and described.

DESCRIPTION

FIG. 1 is a front, right-side, top perspective view of the ring;
FIG. 2 is a front elevational view thereof;
FIG. 3 is a rear elevational view thereof;
FIG. 4 is a left-side elevational view thereof;
FIG. 5 is a right-side elevational view thereof;
FIG. 6 is a top plan view thereof; and,
FIG. 7 is a bottom plan view thereof.

1 Claim, 7 Drawing Sheets



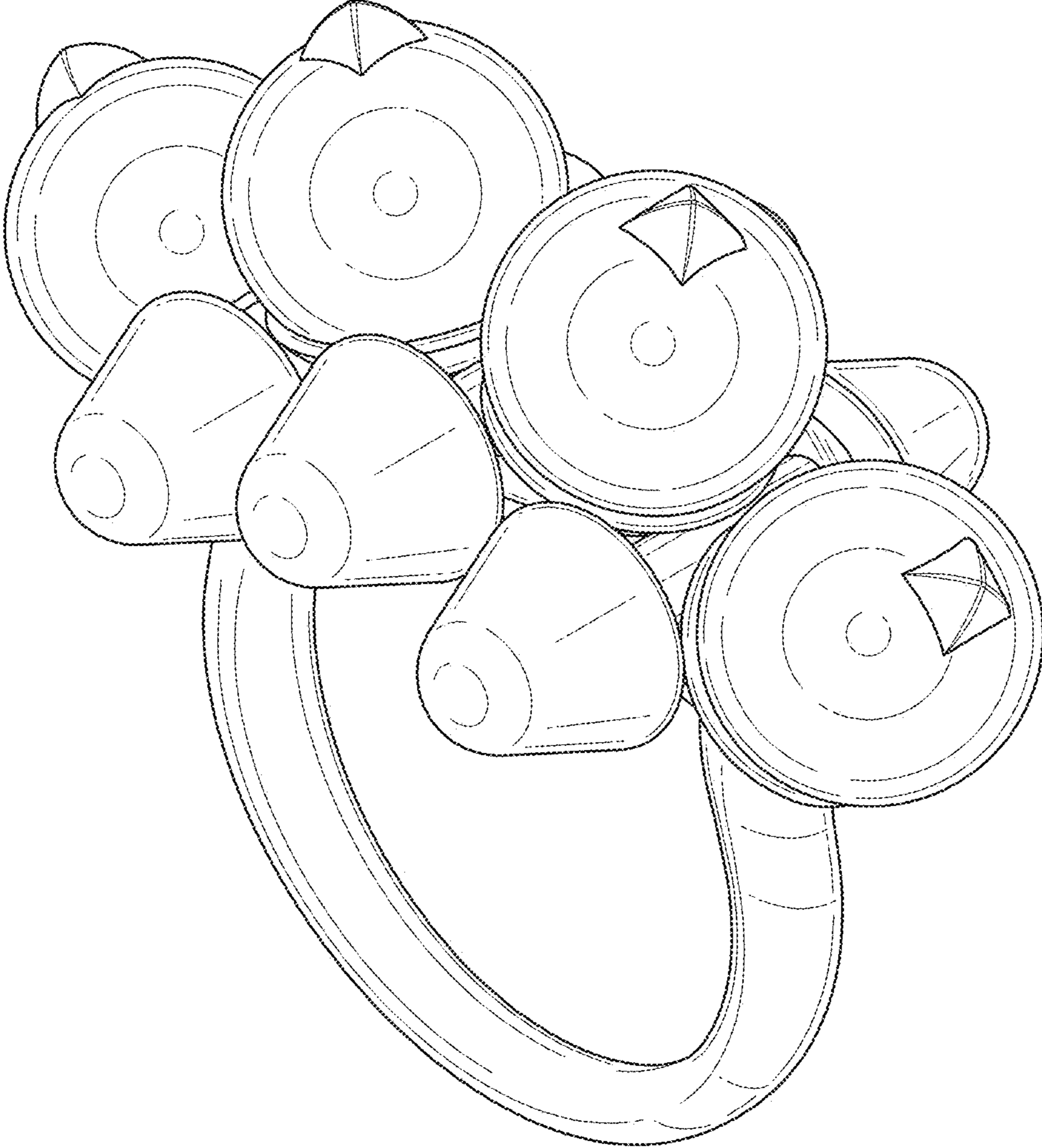


FIG. 1




FIG. 2




FIG. 3

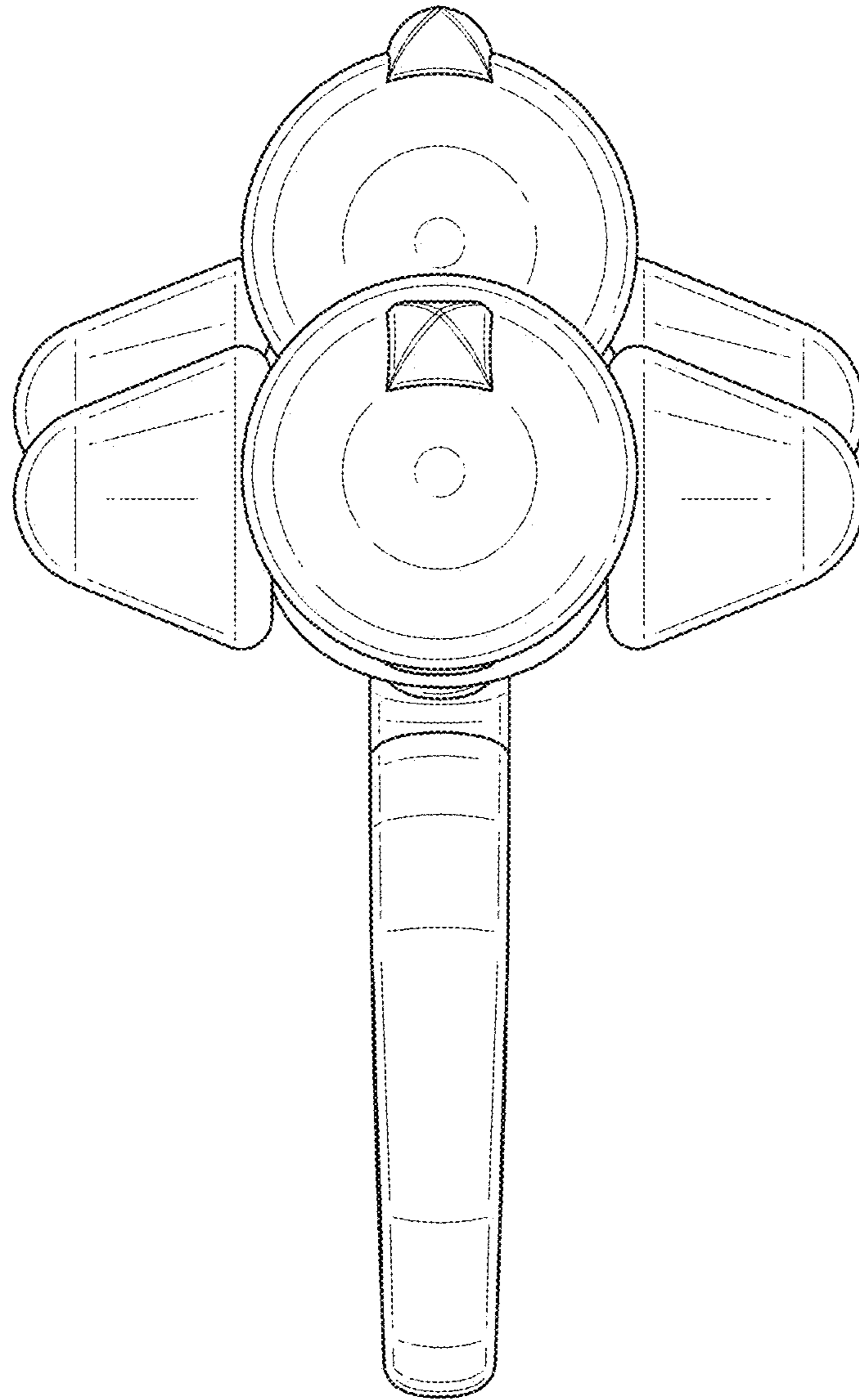


FIG. 4

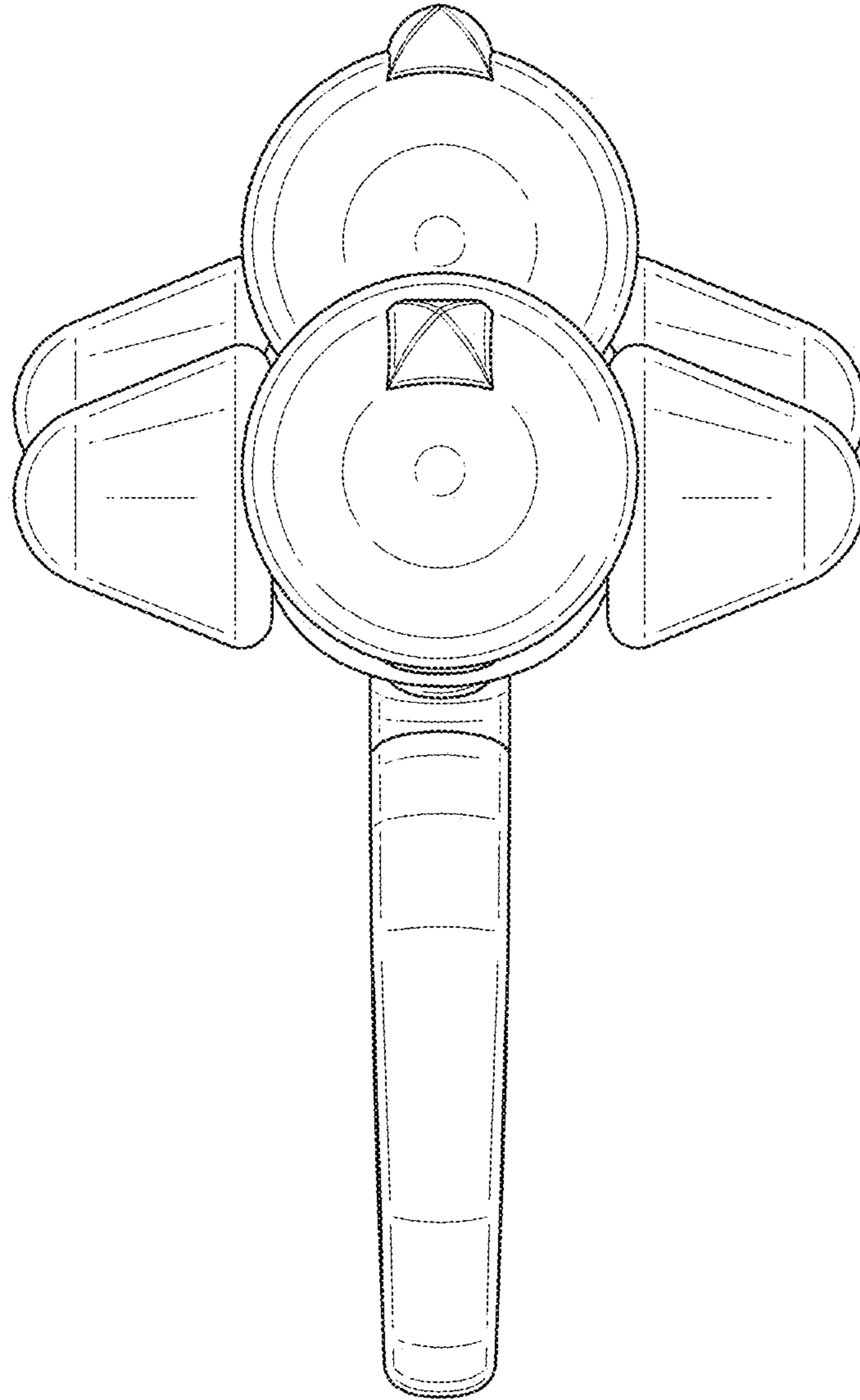


FIG. 5

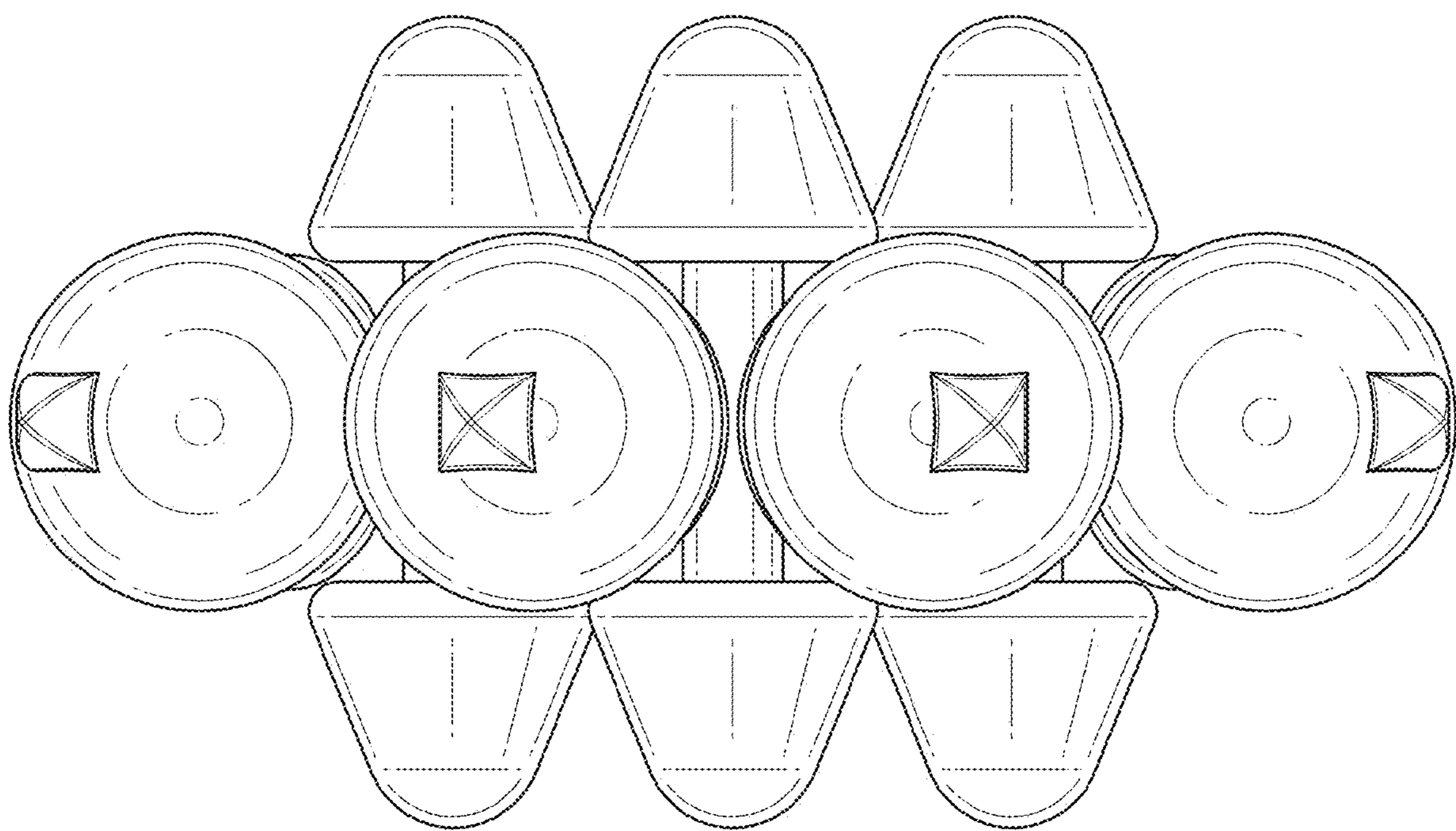


FIG. 6

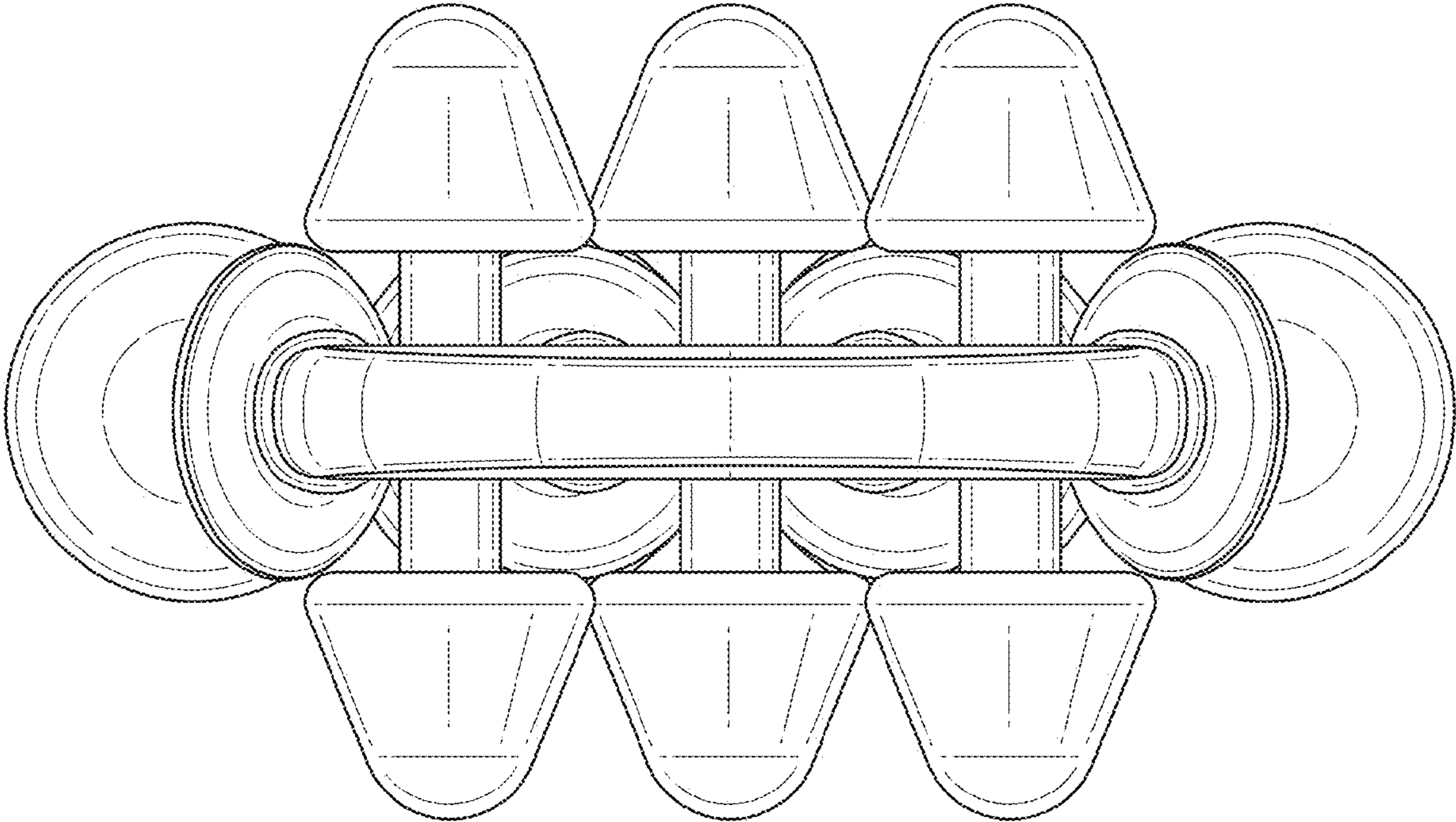


FIG. 7