



US00D937702S

(12) **United States Design Patent** (10) **Patent No.:** **US D937,702 S**
Kwon (45) **Date of Patent:** **** Dec. 7, 2021**

(54) **NECKLACE**
(71) Applicant: **Harry Winston SA**, Plan-les-Ouates (CH)
(72) Inventor: **Chaeree Kwon**, New York, NY (US)
(73) Assignee: **Harry Winston SA**, Plan-les-Ouates (CH)

D688,151 S * 8/2013 LeBail D11/79
D723,410 S * 3/2015 Kwon D11/3
D747,661 S * 1/2016 Yatsugi-Kang D11/7
D748,520 S * 2/2016 Yatsugi-Kang D11/16
D750,993 S * 3/2016 Yatsugi-Kang D11/10
D760,618 S * 7/2016 Yatsugi-Kang D11/43
D783,440 S * 4/2017 Yatsugi-Kang D11/16
D799,364 S * 10/2017 Riviere D11/16
D885,961 S * 6/2020 Hardy D11/9
D892,668 S * 8/2020 Yatsugi-Kang D11/7

(**) Term: **15 Years**

OTHER PUBLICATIONS

(21) Appl. No.: **29/725,816**

Ruby and Diamond Necklace, Boucheron, Christies.com, earliest date available Dec. 7, 2020, online. Site URL:<"https://www.christies.com/lot/lot-ruby-and-diamond-necklace-boucheron-6295801/"> (Year: 2020).*

(22) Filed: **Feb. 27, 2020**

(51) **LOC (13) Cl.** **11-01**

(52) **U.S. Cl.**
USPC **D11/8; D11/16**

* cited by examiner

(58) **Field of Classification Search**
USPC D11/1-12, 16-18, 40-43, 79, 91, 92;
D99/26, 27
CPC . A44C 15/0015; A44C 15/002; A44C 15/005;
A44C 15/0055; A44C 17/02; A44C
17/04; A44C 25/001

Primary Examiner — Llorellys Martinez
(74) *Attorney, Agent, or Firm* — Blank Rome LLP

See application file for complete search history.

(57) **CLAIM**

The ornamental design for a necklace, as shown and described.

(56) **References Cited**

DESCRIPTION

U.S. PATENT DOCUMENTS

D68,004 S * 8/1925 Lassner D11/8
D129,571 S * 9/1941 Mark D11/8
D150,587 S * 8/1948 Katz D11/8
D155,204 S * 9/1949 Philippe D11/8
D158,861 S * 6/1950 Katz D11/8
D160,626 S * 10/1950 Katz D11/8
D168,559 S * 1/1953 Katz D11/79
3,225,565 A * 12/1965 Bohlinger A44C 5/209
D11/11
D632,605 S * 2/2011 Marchand D11/43

FIG. 1 is a front view of a necklace of the present design; FIG. 2 is a rear view thereof; FIG. 3 is a left side perspective view thereof; FIG. 4 is a right side perspective view thereof; FIG. 5 is a top perspective view thereof; FIG. 6 is a bottom perspective view thereof; FIG. 7 is a front right perspective view thereof; and, FIG. 8 is a rear left perspective view thereof.

1 Claim, 8 Drawing Sheets






FIG. 1



FIG. 2

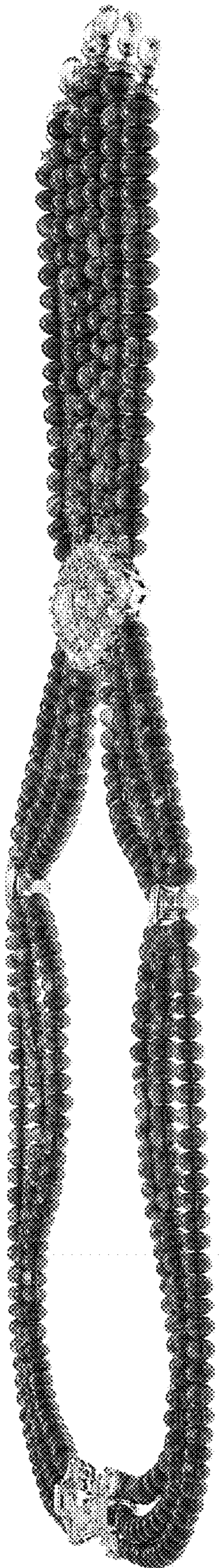


FIG. 3

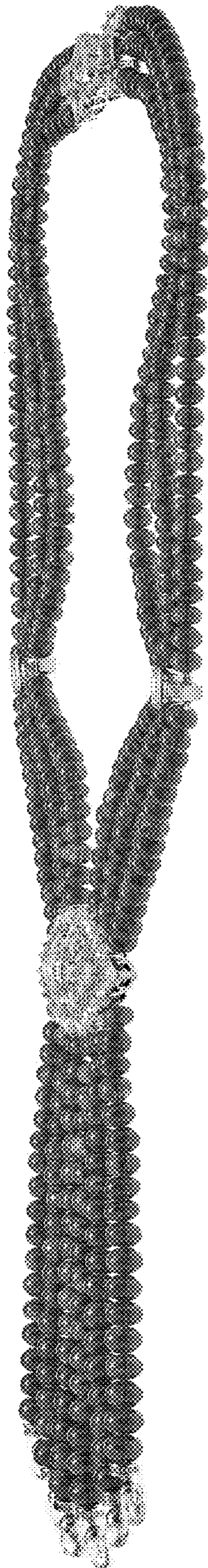


FIG. 4




FIG. 5



FIG. 6



FIG. 7



FIG. 8