

US00D937694S

(12) **United States Design Patent** (10) **Patent No.:** **US D937,694 S**
VanDyke (45) **Date of Patent:** **** Dec. 7, 2021**

(54) **BREATHALYZER UNIT**

(71) Applicant: **Matthew A. VanDyke**, Dimondale, MI (US)

(72) Inventor: **Matthew A. VanDyke**, Dimondale, MI (US)

(**) Term: **15 Years**

(21) Appl. No.: **29/704,628**

(22) Filed: **Sep. 5, 2019**

(51) **LOC (13) Cl.** **10-04**

(52) **U.S. Cl.**
USPC **D10/81**

(58) **Field of Classification Search**
USPC D10/75, 81, 97
CPC A61B 5/083; A61B 5/087; A61B 5/0833;
A61B 5/091; A61B 5/222; A61B 5/0002;
A61B 5/02438; A61B 5/08; G01N
33/497; G01N 33/4972; G01N 33/483;
G01N 33/98; G10L 17/00; Y10S 436/90
See application file for complete search history.

(56) **References Cited**

U.S. PATENT DOCUMENTS

| | | | | |
|---------------|---------|------------------|-------|----------------------|
| D147,437 S * | 9/1947 | Folk | | D10/46 |
| D221,857 S * | 9/1971 | Schulze | | D10/81 |
| D266,151 S * | 9/1982 | Dawson | | D10/46 |
| 4,979,376 A * | 12/1990 | Biehl | | G01N 1/06 312/292 |
| D493,536 S | 7/2004 | Jaeck et al. | | |
| D539,683 S | 4/2007 | Shaw et al. | | |
| D740,434 S * | 10/2015 | Isozaki | | D24/216 |
| D744,881 S | 12/2015 | Nothacker et al. | | |

| | | | | |
|-----------------|---------|------------------|-------|--------|
| D749,970 S | 2/2016 | Nothacker et al. | | |
| D782,927 S | 4/2017 | Nothacker et al. | | |
| 9,820,114 B2 | 11/2017 | Greenhut et al. | | |
| D834,974 S | 12/2018 | Nothacker et al. | | |
| D849,568 S * | 5/2019 | Klein | | D10/49 |
| 2006/0193749 A1 | 8/2006 | Ghazarian et al. | | |
| 2007/0239992 A1 | 10/2007 | White et al. | | |
| 2009/0325639 A1 | 12/2009 | Koehn | | |
| 2010/0234064 A1 | 9/2010 | Harris, Jr. | | |
| 2012/0112879 A1 | 5/2012 | Ekchian et al. | | |
| 2012/0295595 A1 | 11/2012 | Gibori et al. | | |
| 2016/0318521 A1 | 11/2016 | Nothacker et al. | | |

* cited by examiner

Primary Examiner — Antoine Duval Davis

(74) *Attorney, Agent, or Firm* — Suzanne Kikel, Patent Agent

(57) **CLAIM**

The ornamental design for a breathalyzer unit, as shown and described.

DESCRIPTION

FIG. 1 is a front, left side isometric view of the breathalyzer unit, showing my new design.

FIG. 2 is a front, left side isometric view of the breathalyzer unit of FIG. 1 with a breathalyzer device extending therefrom.

FIG. 3 is a front elevation view thereof.

FIG. 4 is a rear view thereof.

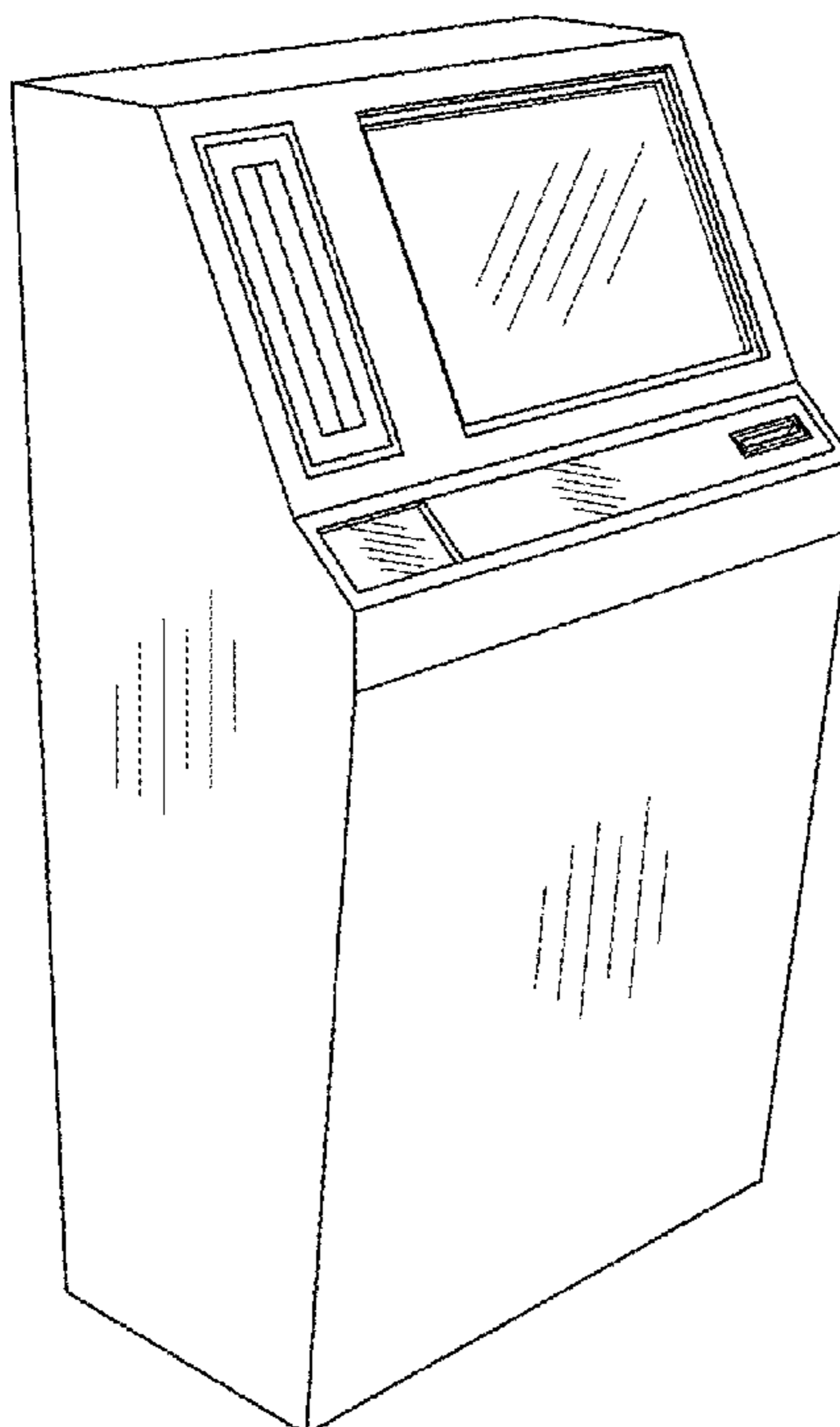
FIG. 5 is a right side view thereof.

FIG. 6 is a left side view thereof.

FIG. 7 is a top plan view thereof; and,

FIG. 8 is a bottom plan view thereof.

1 Claim, 8 Drawing Sheets



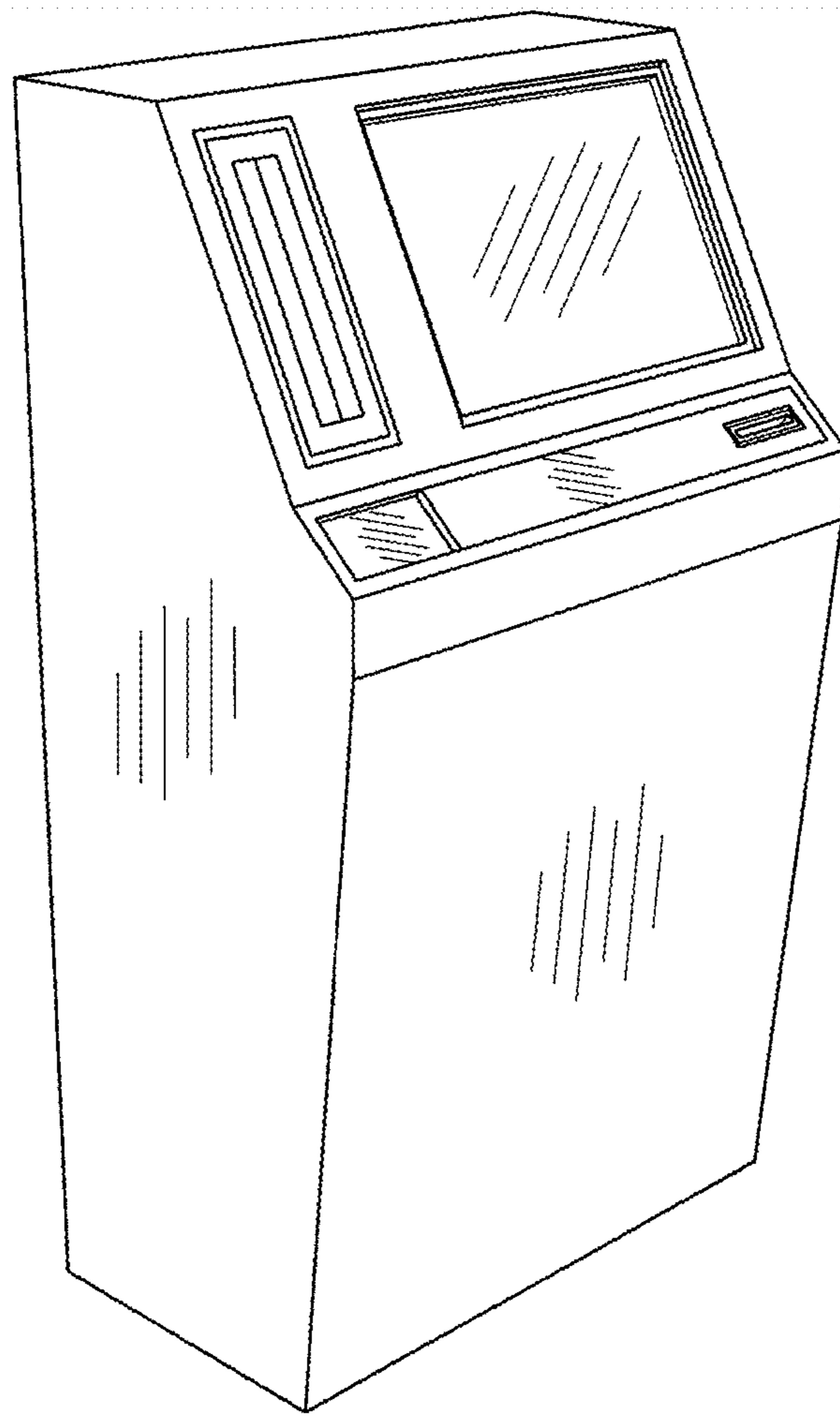


FIG. 1




FIG. 2




FIG. 3




FIG. 4

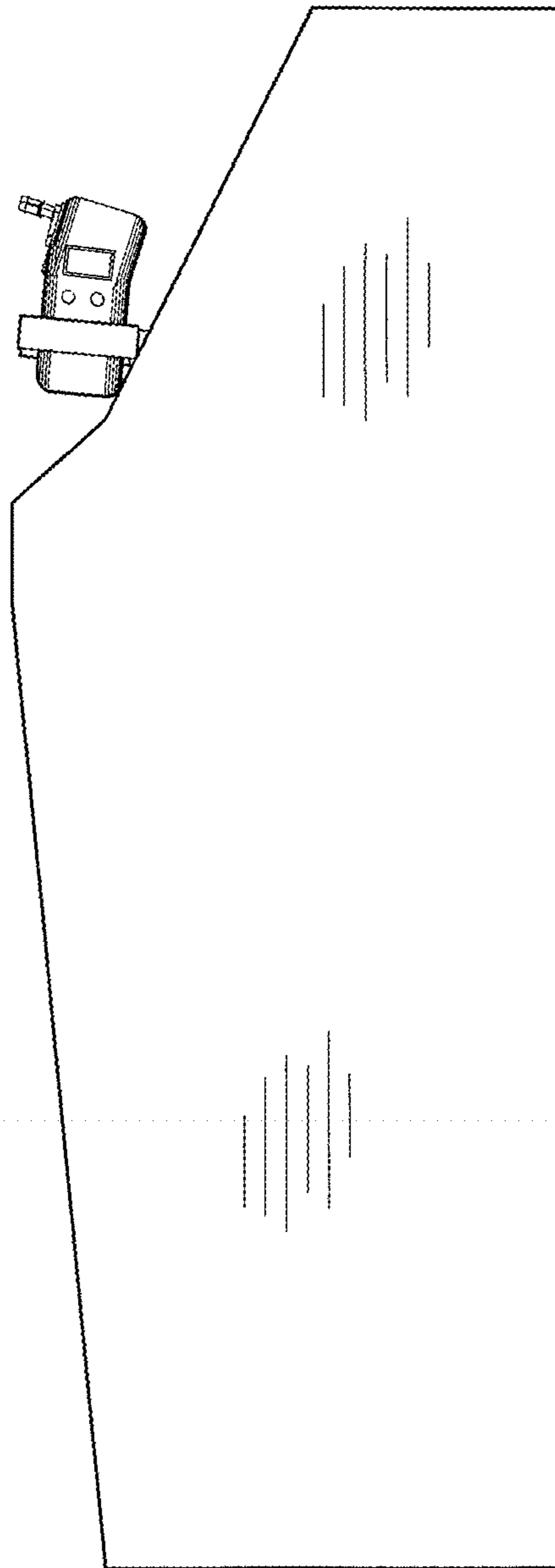


FIG. 5

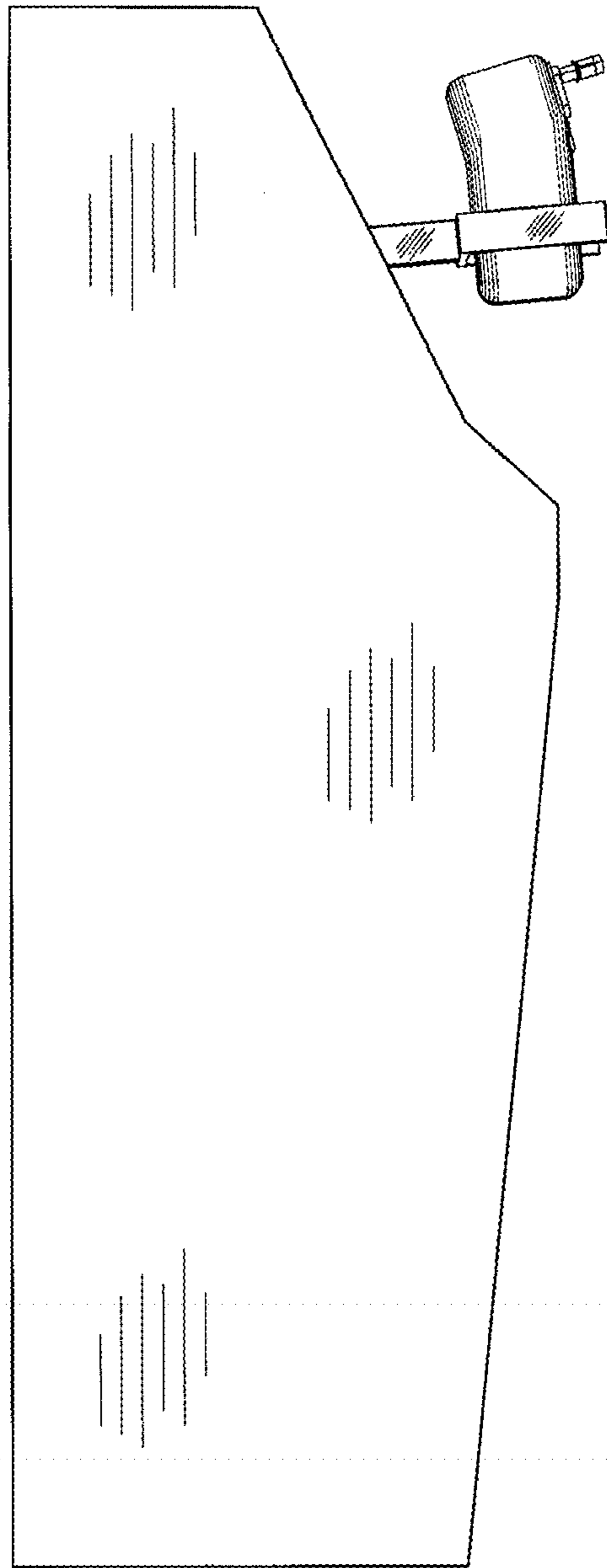


FIG. 6

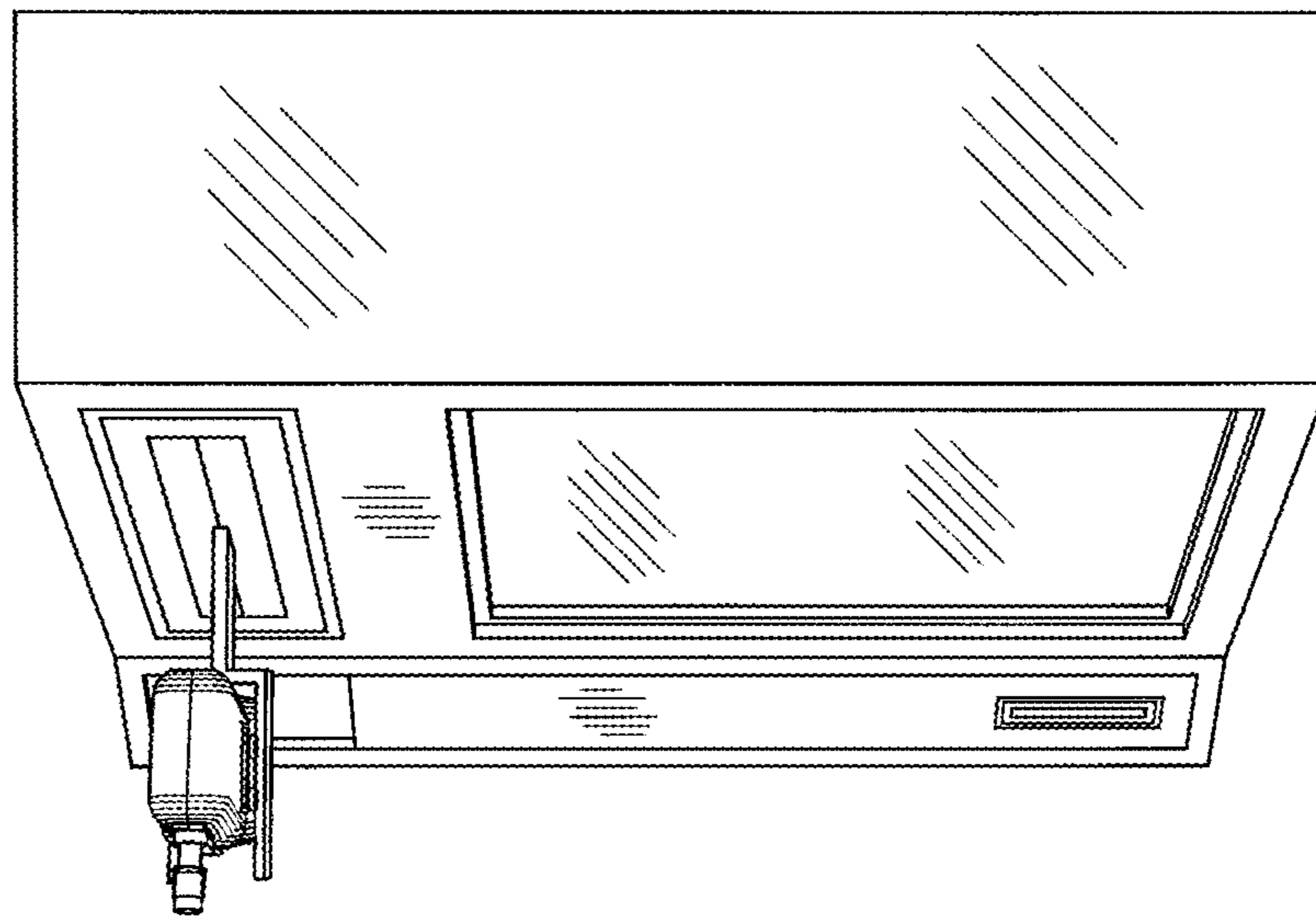


FIG. 7

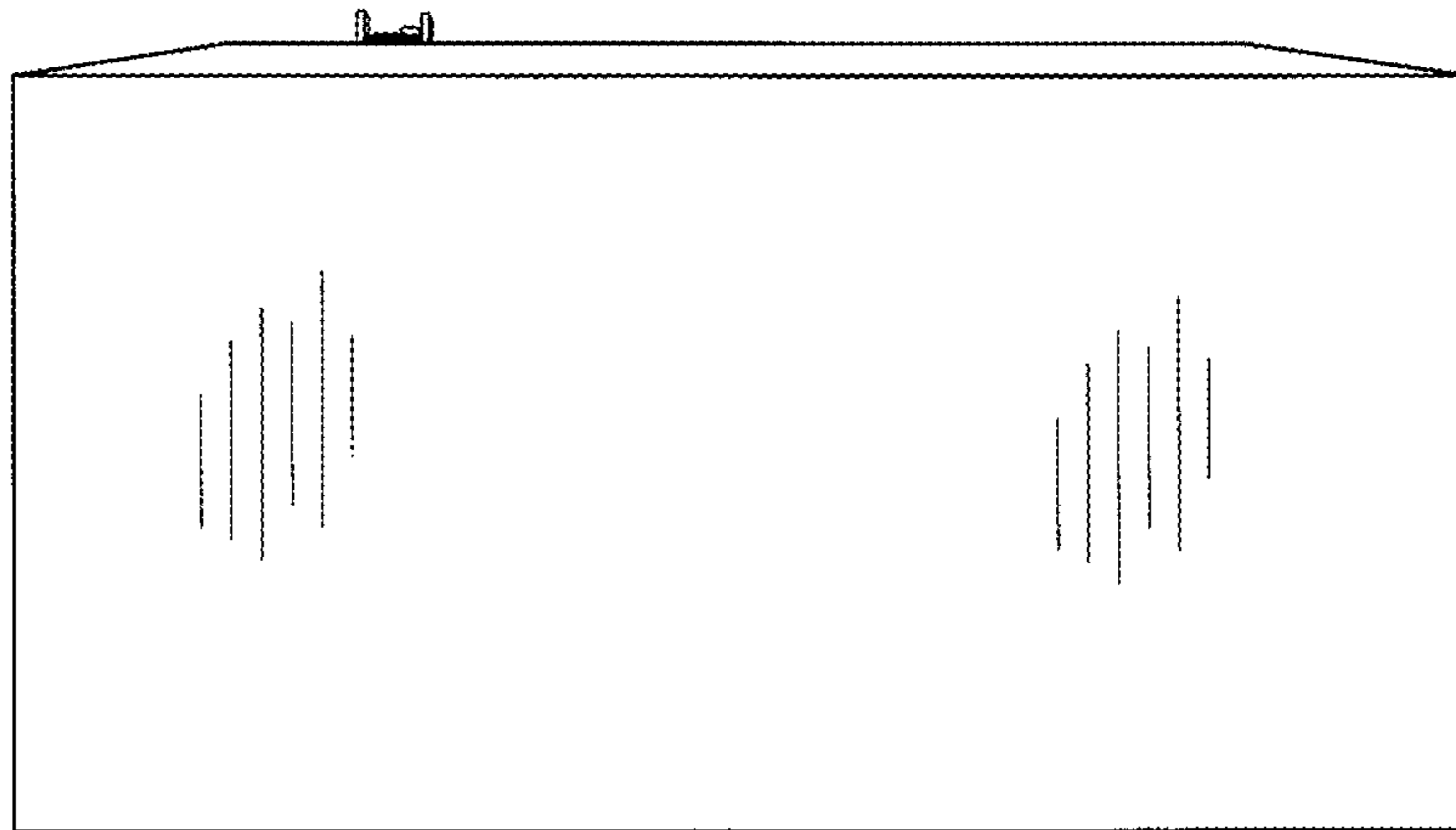


FIG. 8