



US00D937685S

(12) **United States Design Patent** (10) **Patent No.:** **US D937,685 S**
Novrudzhyan (45) **Date of Patent:** **** Dec. 7, 2021**

(54) **MOLDING BAG**

(56) **References Cited**

(71) Applicant: **Raymond Novrudzhyan**, Burbank, CA (US)

U.S. PATENT DOCUMENTS

(72) Inventor: **Raymond Novrudzhyan**, Burbank, CA (US)

D276,049 S * 10/1984 Folkmar D15/90
D288,409 S 2/1987 Mikkelsen
4,813,646 A * 3/1989 Fujio A23G 9/221
249/127
D348,473 S * 7/1994 Griffin, Sr. D15/90
D360,532 S * 7/1995 Suneborn D15/90
5,527,012 A * 6/1996 Vinkel F25C 1/243
249/61

(**) Term: **15 Years**

(21) Appl. No.: **29/730,569**

5,846,446 A 12/1998 Jackson
6,322,044 B1 11/2001 Vangedal-Nielsen
D457,788 S * 5/2002 Hornsby, IV D15/90
6,800,088 B1 10/2004 Karapetyan
D627,608 S * 11/2010 Markum D7/672
D688,104 S * 8/2013 Muspratt-Williams D7/672
D869,250 S * 12/2019 Arendt D7/672

(22) Filed: **Apr. 6, 2020**

(51) **LOC (13) Cl.** **09-05**

(52) **U.S. Cl.**
USPC **D9/703**

(58) **Field of Classification Search**

USPC D9/702-714, 720-722, 416-417,
D9/695-696; D24/118-119, 207;
383/200, 207, 38, 208-209, 63, 61.1, 113,
383/6; 229/87.06, 87.03, 87.08;
426/106, 115, 119-120, 122, 410;
222/94, 107, 541.1, 92, 541.2; 206/811,
206/229, 484; 219/727; D3/201, 232,
D3/240, 245; 150/107
CPC B65D 33/25; B65D 11/00; B65D 11/18;
B65D 11/10; B65D 17/00; B65D 17/16;
B65D 17/161; B65D 17/163; B65D
17/20; B65D 5/10; B65F 1/006; B65F
1/062; B65F 1/1415; A47J 43/20; A47J
25/00; A23G 9/221; A23G 9/083; A23G
9/269; A21B 3/13; A21B 3/132; A21C
11/00; A21C 11/12; A21C 11/069

See application file for complete search history.

* cited by examiner

Primary Examiner — Abraham Bahta

(57) **CLAIM**

The ornamental design for a molding bag, as shown and described.

DESCRIPTION

FIG. 1 is a front view of a molding bag showing my new design;
FIG. 2 is a rear view of the molding bag;
FIG. 3 is a right side view of the molding bag;
FIG. 4 is a left side view of the molding bag;
FIG. 5 is a top view of the molding bag;
FIG. 6 is a bottom view of the molding bag; and,
FIG. 7 is a top front side perspective view of the molding bag.

1 Claim, 5 Drawing Sheets




FIG. 1




FIG. 2




FIG. 3



FIG. 4





FIG. 5



FIG. 6

FIG. 7

