



US00D937665S

(12) **United States Design Patent** (10) **Patent No.:** **US D937,665 S**  
**Zhang** (45) **Date of Patent:** **\*\* Dec. 7, 2021**

(54) **SWIVEL HOOK**  
(71) Applicant: **Jinhui Zhang**, Zhangjiagang (CN)  
(72) Inventor: **Jinhui Zhang**, Zhangjiagang (CN)  
(73) Assignee: **Zhangjiagang SMK MFG. Co., Ltd.**,  
Zhangjiagang (CN)  
(\*\*) Term: **15 Years**  
(21) Appl. No.: **29/711,074**  
(22) Filed: **Oct. 29, 2019**  
(51) **LOC (13) Cl.** ..... **08-05**  
(52) **U.S. Cl.**  
USPC ..... **D8/367; D8/356**  
(58) **Field of Classification Search**  
USPC ..... D8/356, 354, 105, 349, 367; D3/207  
CPC ..... B65H 57/16; B63B 21/045; A63B 29/08;  
A63B 27/02  
See application file for complete search history.

D665,655 S \* 8/2012 Ishii ..... D8/367  
D675,806 S \* 2/2013 Caul ..... D2/500  
D730,159 S \* 5/2015 Grimm ..... D8/356  
D740,645 S \* 10/2015 Koreishi ..... D8/367  
D785,316 S \* 5/2017 Grossman ..... D3/208  
D821,090 S \* 6/2018 Case ..... D3/207  
10,060,466 B2 \* 8/2018 Kaneko ..... F16B 45/02  
D837,635 S \* 1/2019 Petzl ..... D8/356  
D882,378 S \* 4/2020 Graykowski ..... D8/356  
D892,600 S \* 8/2020 Schmitz ..... D8/367  
D892,601 S \* 8/2020 Schmitz ..... D8/367  
D894,718 S \* 9/2020 Kramer ..... D8/356  
D902,009 S \* 11/2020 Yang ..... D8/336  
2006/0179784 A1 \* 8/2006 Chen ..... F16B 21/00  
52/698  
2016/0361578 A1 \* 12/2016 Casebolt ..... A62B 35/0037

\* cited by examiner

Primary Examiner — Cynthia R Underwood

(57) **CLAIM**

The ornamental design for a swivel hook, as shown and described.

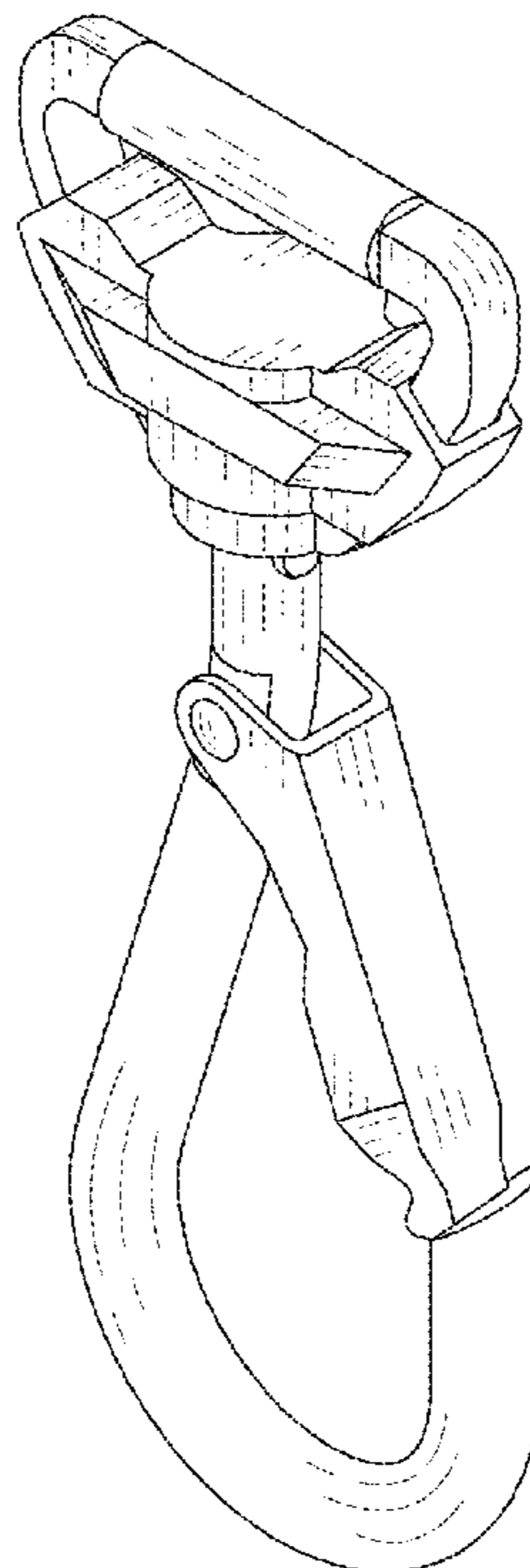
**DESCRIPTION**

FIG. 1 is a perspective view of a swivel hook showing my new design;  
FIG. 2 is a front elevation view thereof;  
FIG. 3 is a rear elevation view thereof;  
FIG. 4 is a left side elevation view thereof;  
FIG. 5 is a right side elevation view thereof;  
FIG. 6 is a top plan view thereof, shown enlarged in scale;  
and,  
FIG. 7 is a bottom plan view thereof, shown enlarged in scale.

**1 Claim, 7 Drawing Sheets**

(56) **References Cited**  
U.S. PATENT DOCUMENTS

D342,665 S \* 12/1993 Rekuc ..... D8/367  
D348,385 S \* 7/1994 Krauss ..... D8/367  
D355,585 S \* 2/1995 Terada ..... D8/367  
D391,694 S \* 3/1998 Eichhorn ..... 119/784  
D391,840 S \* 3/1998 Striebel ..... D8/367  
D394,202 S \* 5/1998 Anscher ..... D8/367  
D402,189 S \* 12/1998 Izumi ..... D8/382  
D491,049 S \* 6/2004 Kung ..... D8/367  
D579,763 S \* 11/2008 Uehara ..... D8/367  
D583,654 S \* 12/2008 Uehara ..... D8/367  
D649,024 S \* 11/2011 Takazakura ..... D8/367



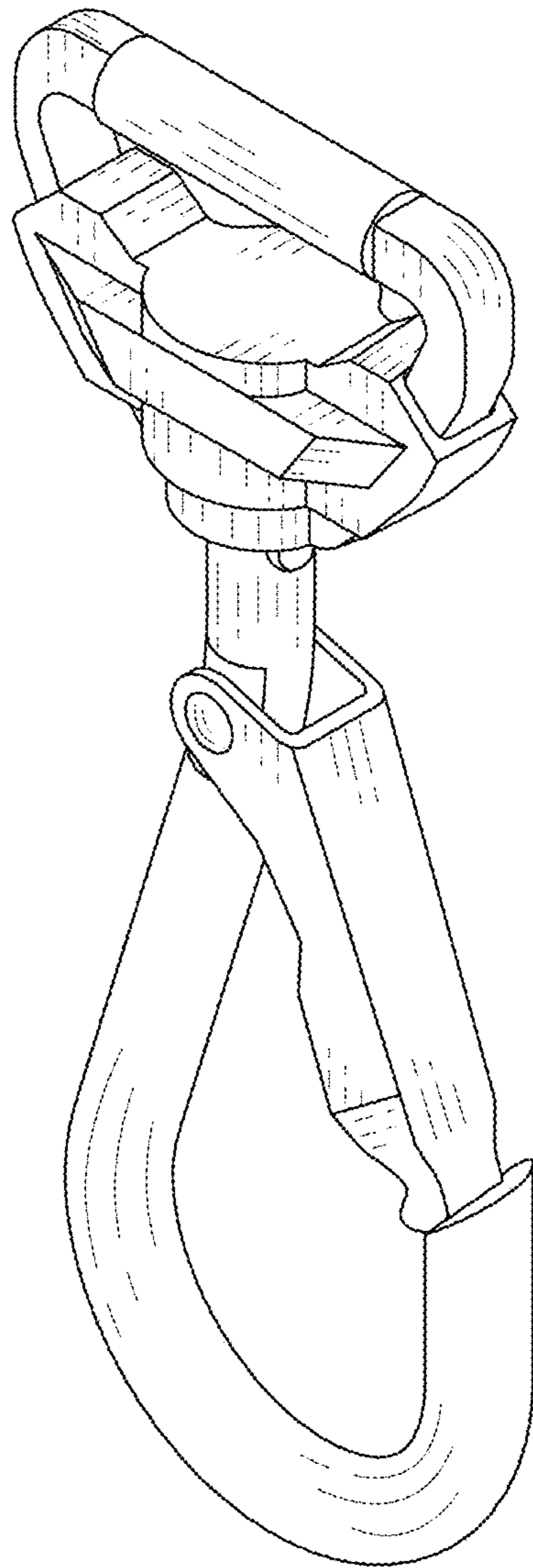


FIG.1




FIG.2

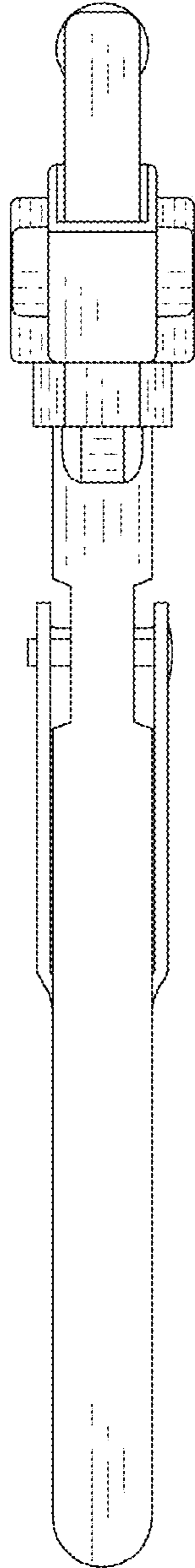


FIG.3

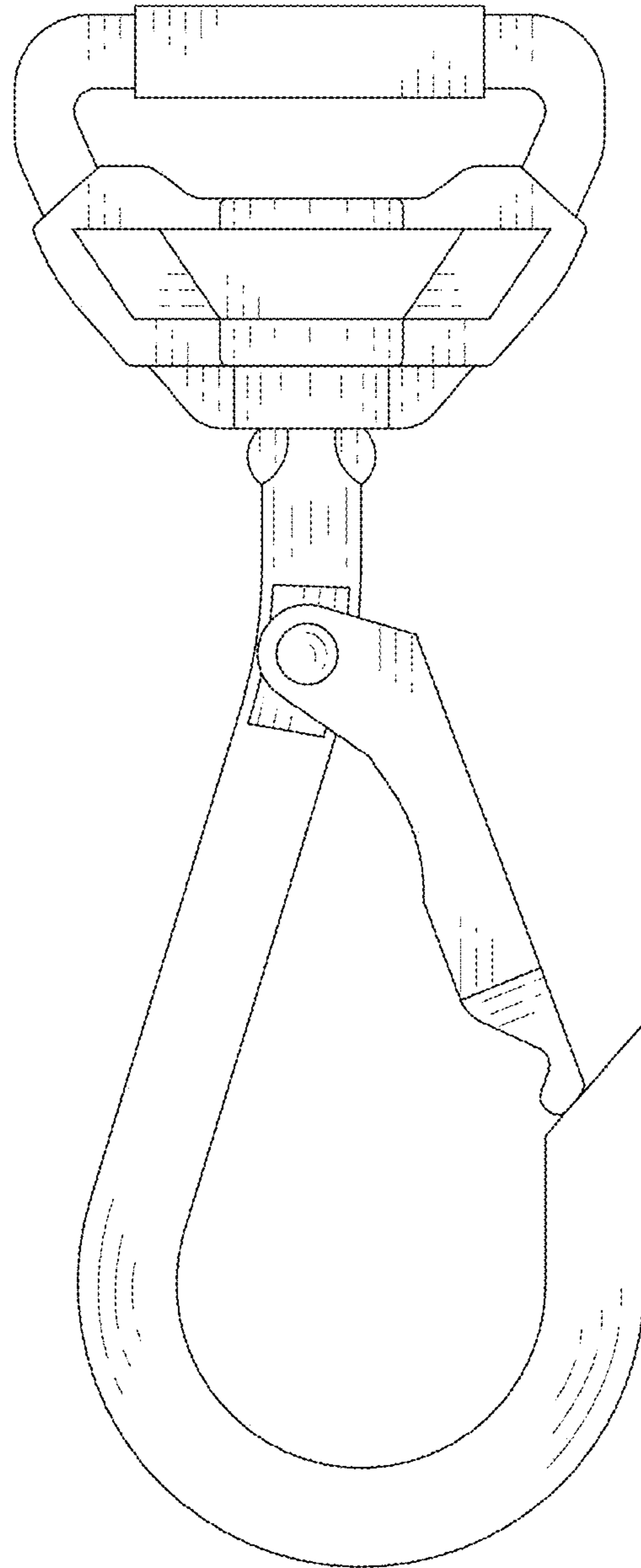


FIG.4

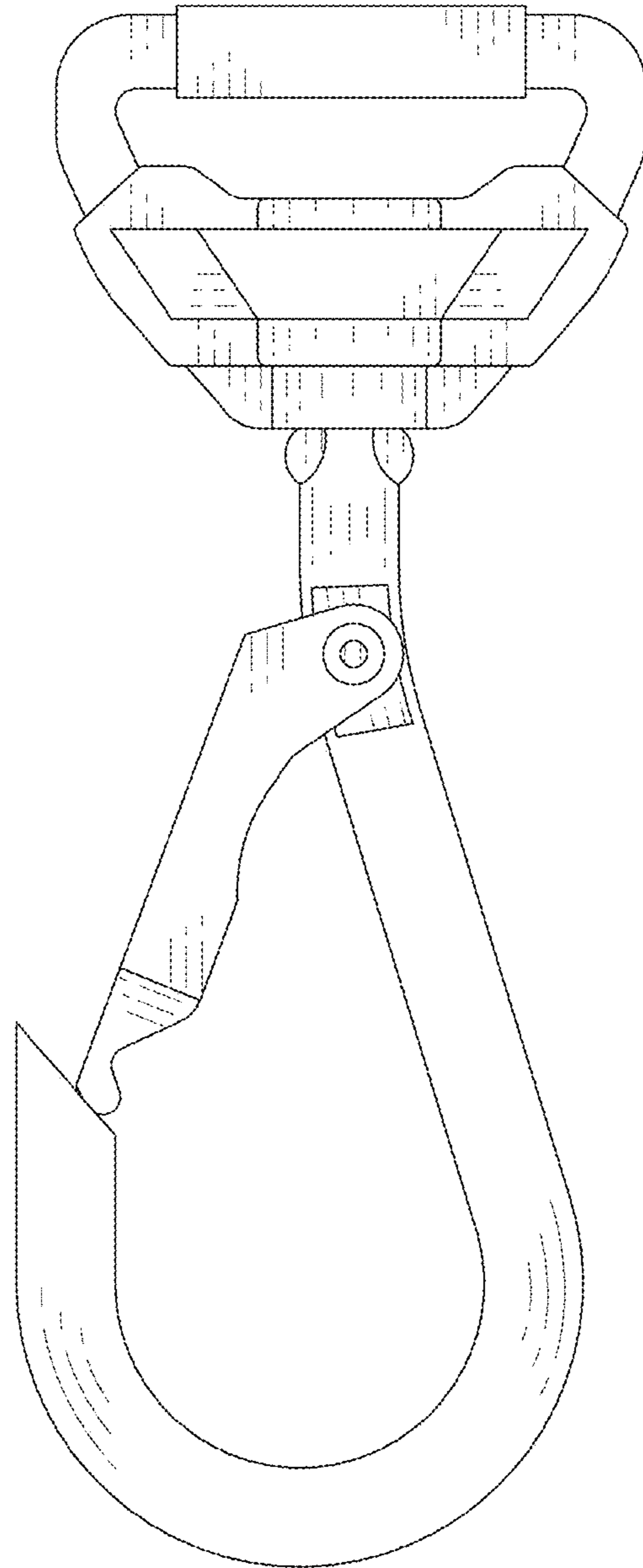


FIG. 5

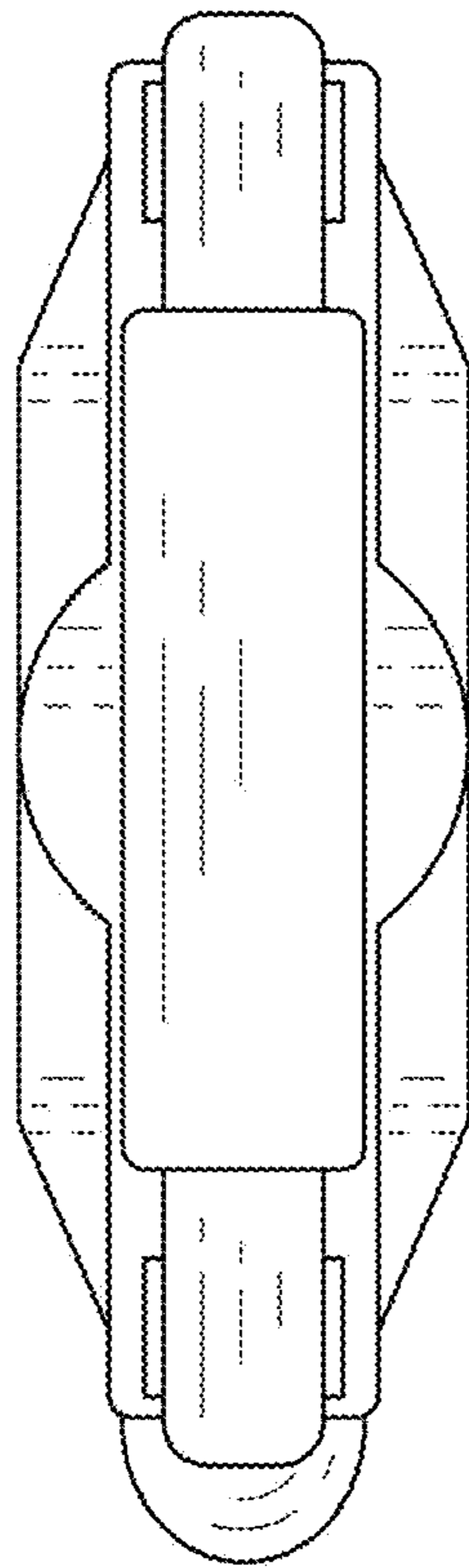


FIG. 6




FIG. 7