



US00D937601S

(12) **United States Design Patent**
Chang Chien

(10) **Patent No.: US D937,601 S**

(45) **Date of Patent: ** Dec. 7, 2021**

(54) **CADDY**

(71) Applicant: **EP Family Corp.**, Walnut, CA (US)

(72) Inventor: **Peiling Chang Chien**, Walnut, CA (US)

(**) Term: **15 Years**

(21) Appl. No.: **29/693,712**

(22) Filed: **Jun. 4, 2019**

(51) **LOC (13) Cl.** **06-06**

(52) **U.S. Cl.**
USPC **D6/513**

(58) **Field of Classification Search**
USPC D6/513, 511, 514, 524, 525, 536, 540;
D19/90; 211/13.1, 70.6, 70.7, 71.01, 74,
211/75, 86.01, 88.01, 90.01, 90.03, 106,
211/119, 126.1, 133.5, 134, 181.1
CPC A47K 17/00; A47K 3/281; A47K 3/001;
B23P 17/04; A47B 57/265; A47B 57/565;
A47B 57/26

See application file for complete search history.

(56) **References Cited**

U.S. PATENT DOCUMENTS

D584,056 S * 1/2009 Ghiorghie D3/304
D616,680 S * 6/2010 Snider D6/513

D617,126 S * 6/2010 Snider D6/513
D650,209 S * 12/2011 Snider D6/513
D705,565 S * 5/2014 Schraufnagel D6/513

* cited by examiner

Primary Examiner — Wan Laymon

Assistant Examiner — Mark Booker

(74) *Attorney, Agent, or Firm* — Tommy SF Wang; Wang IP Law Group, P.C.

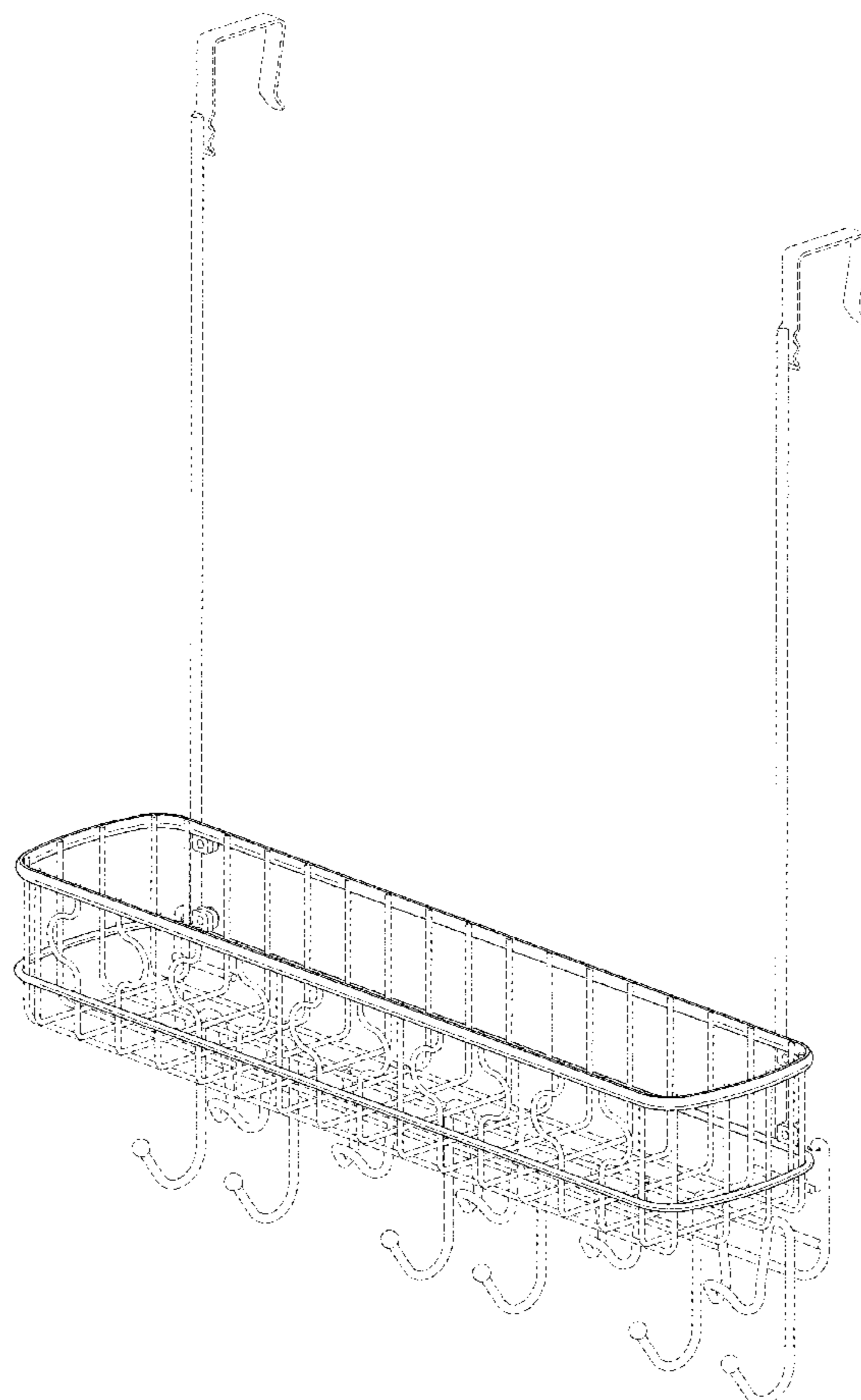
(57) **CLAIM**

The ornamental design for a caddy, as shown and described.

DESCRIPTION

FIG. 1 is a perspective view of a caddy showing my new design;
FIG. 2 is a front view thereof;
FIG. 3 is a rear view thereof;
FIG. 4 is a left side view thereof;
FIG. 5 is a right side view thereof;
FIG. 6 is a top view thereof; and,
FIG. 7 is a bottom view thereof.
The broken lines shown in the figures represent portions of the caddy that form no part of the claimed design.

1 Claim, 5 Drawing Sheets



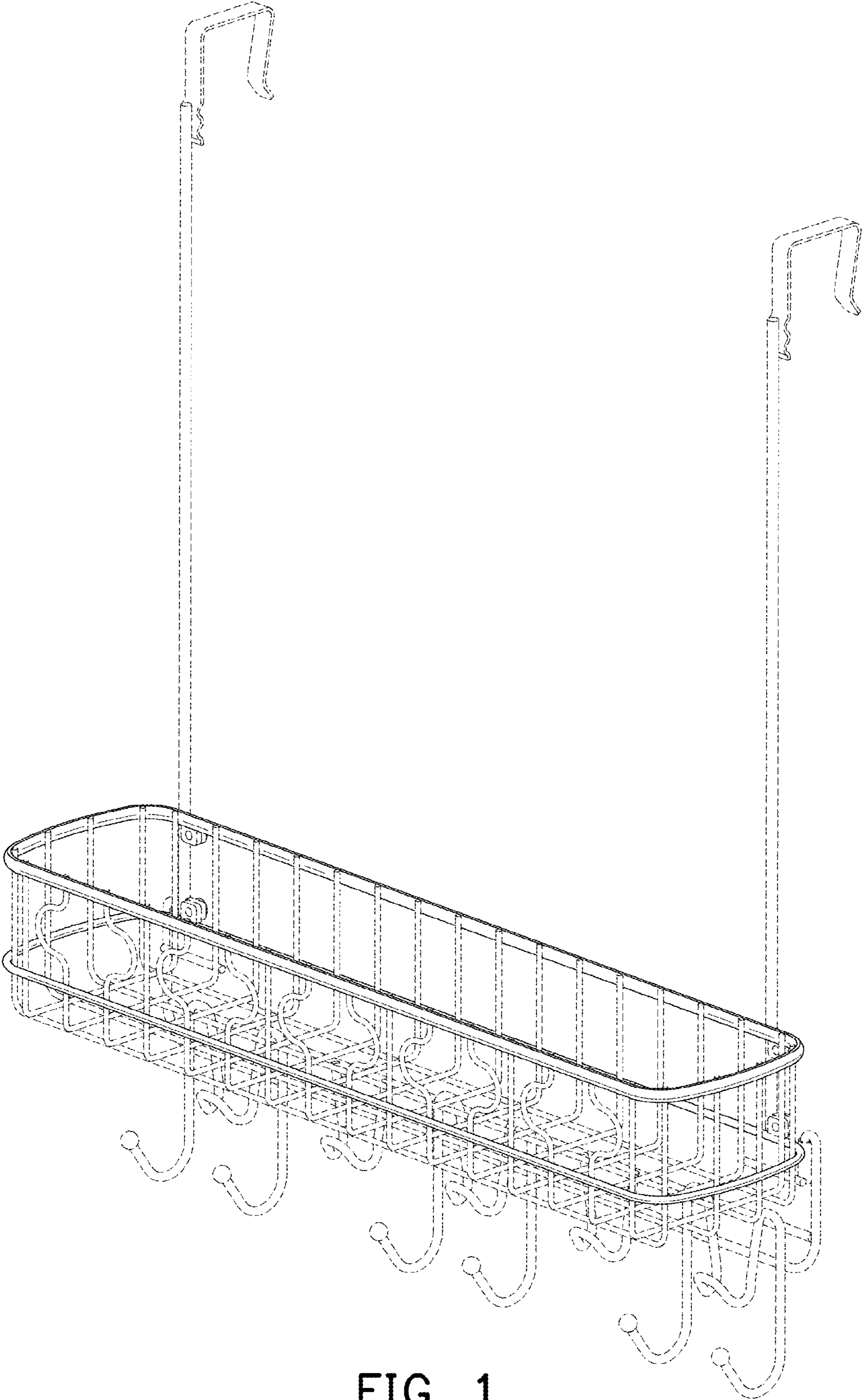


FIG. 1




FIG. 2




FIG. 3

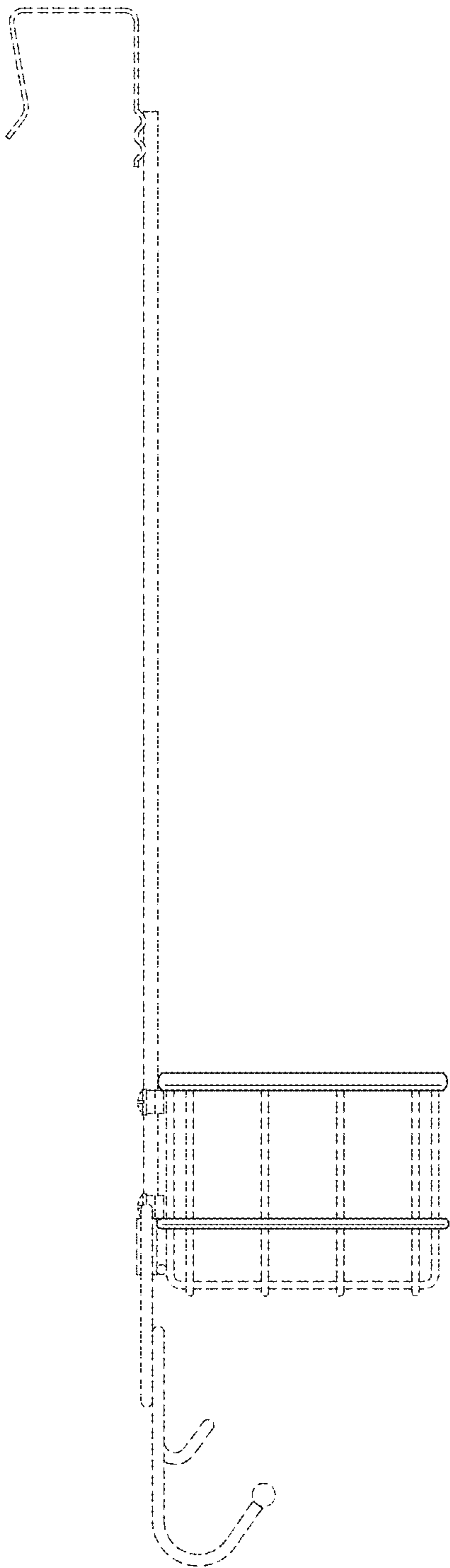


FIG. 4




FIG. 5

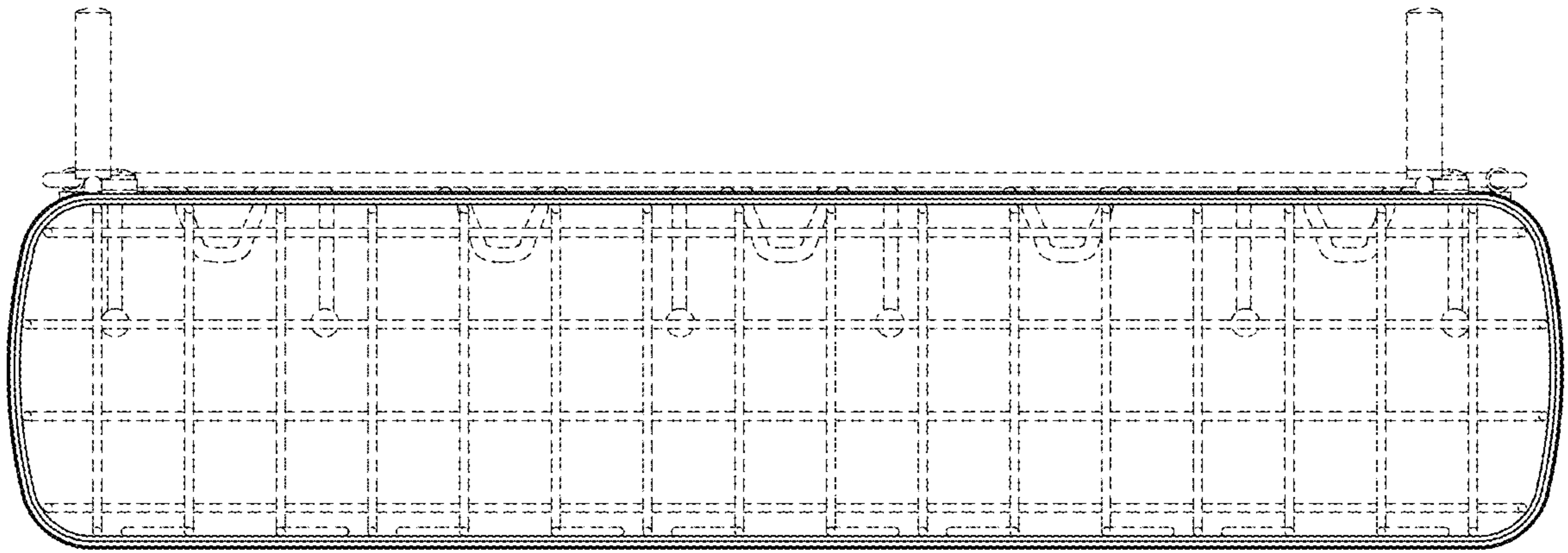


FIG. 6

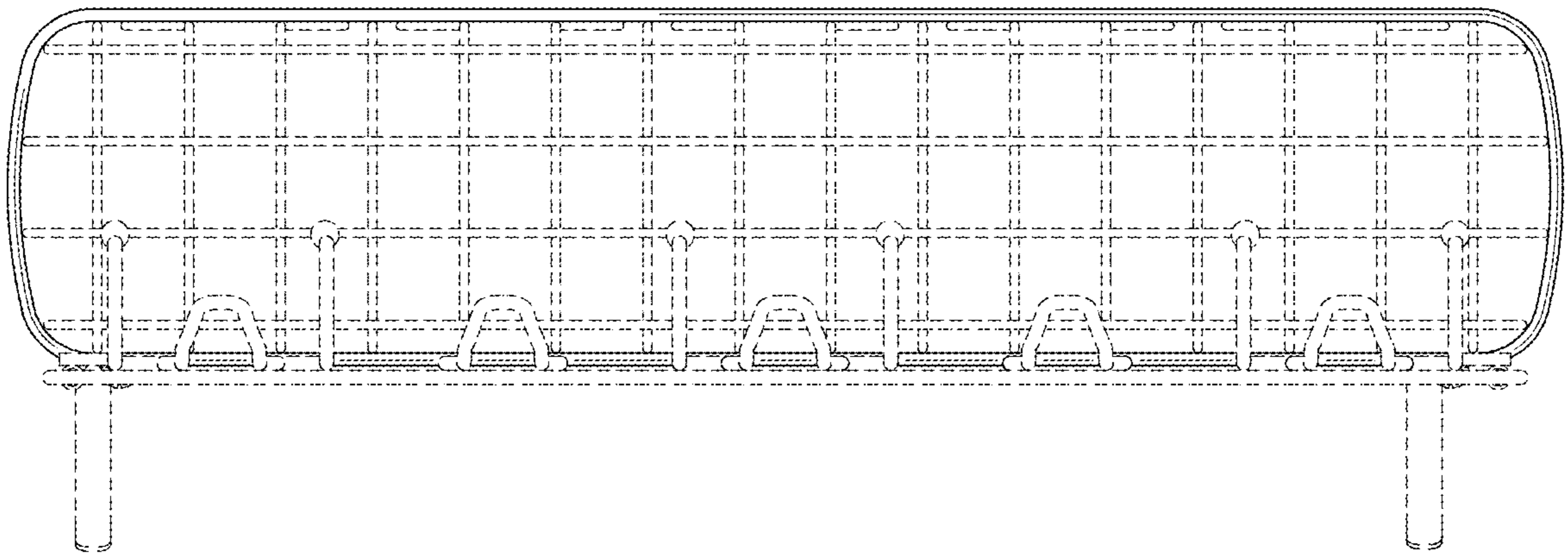


FIG. 7