



US00D937592S

(12) **United States Design Patent**
Ni et al.

(10) **Patent No.:** **US D937,592 S**
(45) **Date of Patent:** **** Dec. 7, 2021**

(54) **CHAIR**

(71) Applicant: **ZHEJIANG SUNON FURNITURE
MANUFACTURE CO., LTD.,**
Hangzhou (CN)

(72) Inventors: **Liangzheng Ni**, Hangzhou (CN);
Xujun Zhang, Hangzhou (CN); **Jing
Li**, Hangzhou (CN)

(73) Assignee: **ZHEJIANG SUNON FURNITURE
MANUFACTURE CO., LTD.,**
Hangzhou (CN)

(**) Term: **15 Years**

(21) Appl. No.: **29/699,819**

(22) Filed: **Jul. 29, 2019**

(30) **Foreign Application Priority Data**

Jan. 28, 2019 (CN) 201930047998.4

(51) **LOC (13) Cl.** **06-01**

(52) **U.S. Cl.**
USPC **D6/366**

(58) **Field of Classification Search**

USPC D6/334-336, 364, 365, 366, 367, 374,
D6/379, 716, 716.1, 716.2, 716.4
CPC .. A47C 3/20; A47C 3/40; A47C 7/002; A47C
7/004; A47C 7/006; A47C 7/18; A47C
7/24; A47C 7/40; A47C 7/46; A47C
7/462; A47C 7/54; A47C 7/541
See application file for complete search history.

(56) **References Cited**

U.S. PATENT DOCUMENTS

D536,557 S * 2/2007 Lee D6/366
D579,695 S * 11/2008 Wu D6/366

D703,457 S * 4/2014 Plikat D6/366
D707,460 S * 6/2014 Giugiaro D6/366
D782,239 S * 3/2017 Tsai D6/716.4
D816,363 S * 5/2018 Su D6/366
D839,035 S * 1/2019 Tsai D6/716.4
10,219,627 B2 * 3/2019 Deevers A47C 7/40
D846,927 S * 4/2019 Brueske D6/716
D846,928 S * 4/2019 Brueske D6/716
D863,802 S * 10/2019 Wang D6/366
10,477,973 B2 * 11/2019 Gerbino A47C 7/40
D879,491 S * 3/2020 Wang D6/366
D906,707 S * 1/2021 Wu D6/366
D912,418 S * 3/2021 Chen D6/366

* cited by examiner

Primary Examiner — Mimosa De

(74) *Attorney, Agent, or Firm* — Jiwen Chen; Jacobson
Holman PLLC

(57) **CLAIM**

The ornamental design for a chair, as shown and described.

DESCRIPTION

FIG. 1 is a first perspective view of the chair showing the design;
FIG. 2 is a second perspective view thereof;
FIG. 3 is a front elevational view thereof;
FIG. 4 is a rear elevational view thereof;
FIG. 5 is a left side view thereof;
FIG. 6 is a right side view thereof;
FIG. 7 is a top plan view thereof; and,
FIG. 8 is a bottom plan view thereof.
The broken lines are for illustrative purposes only and form no part of the claimed design.

1 Claim, 8 Drawing Sheets





FIG. 1

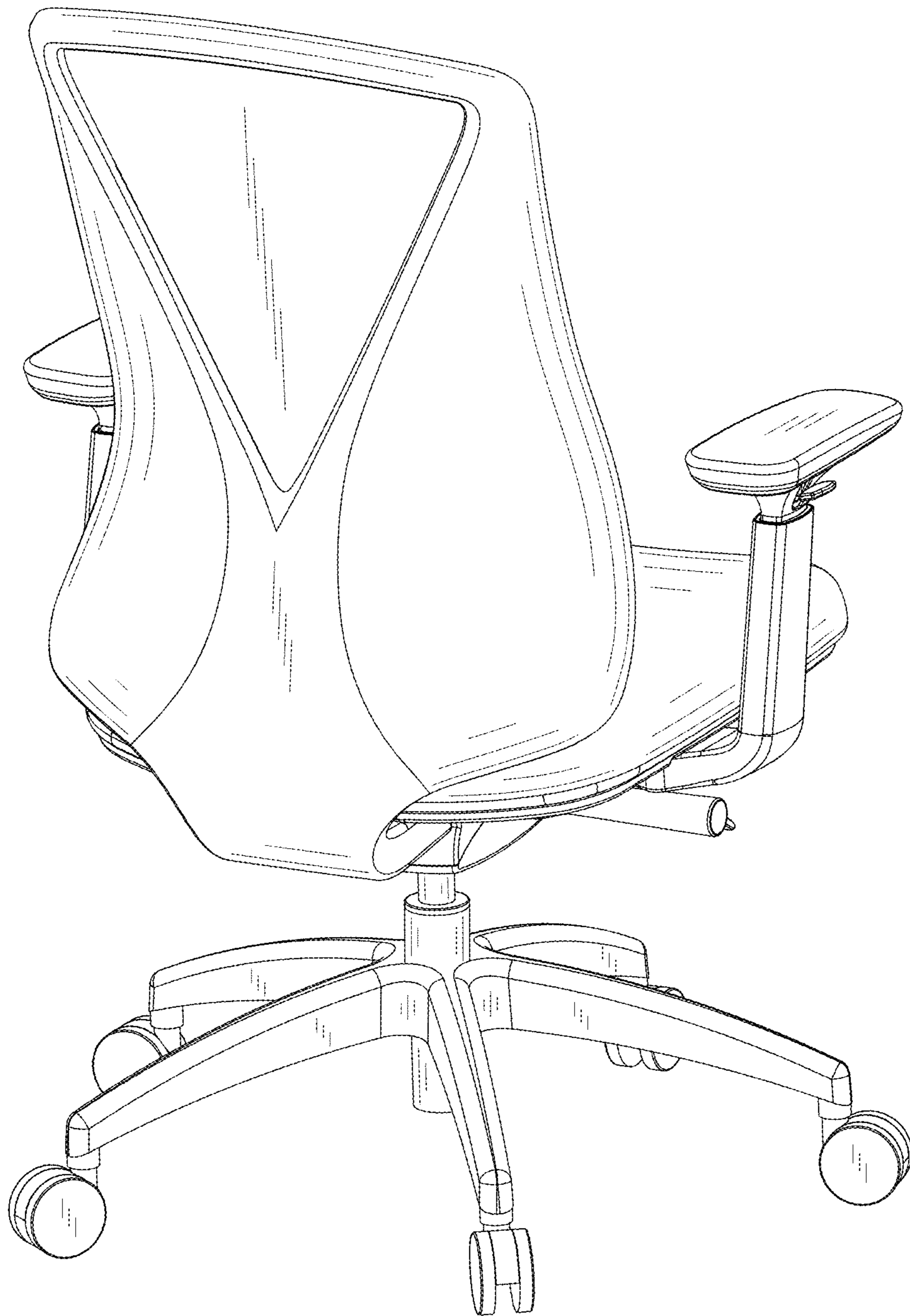


FIG. 2

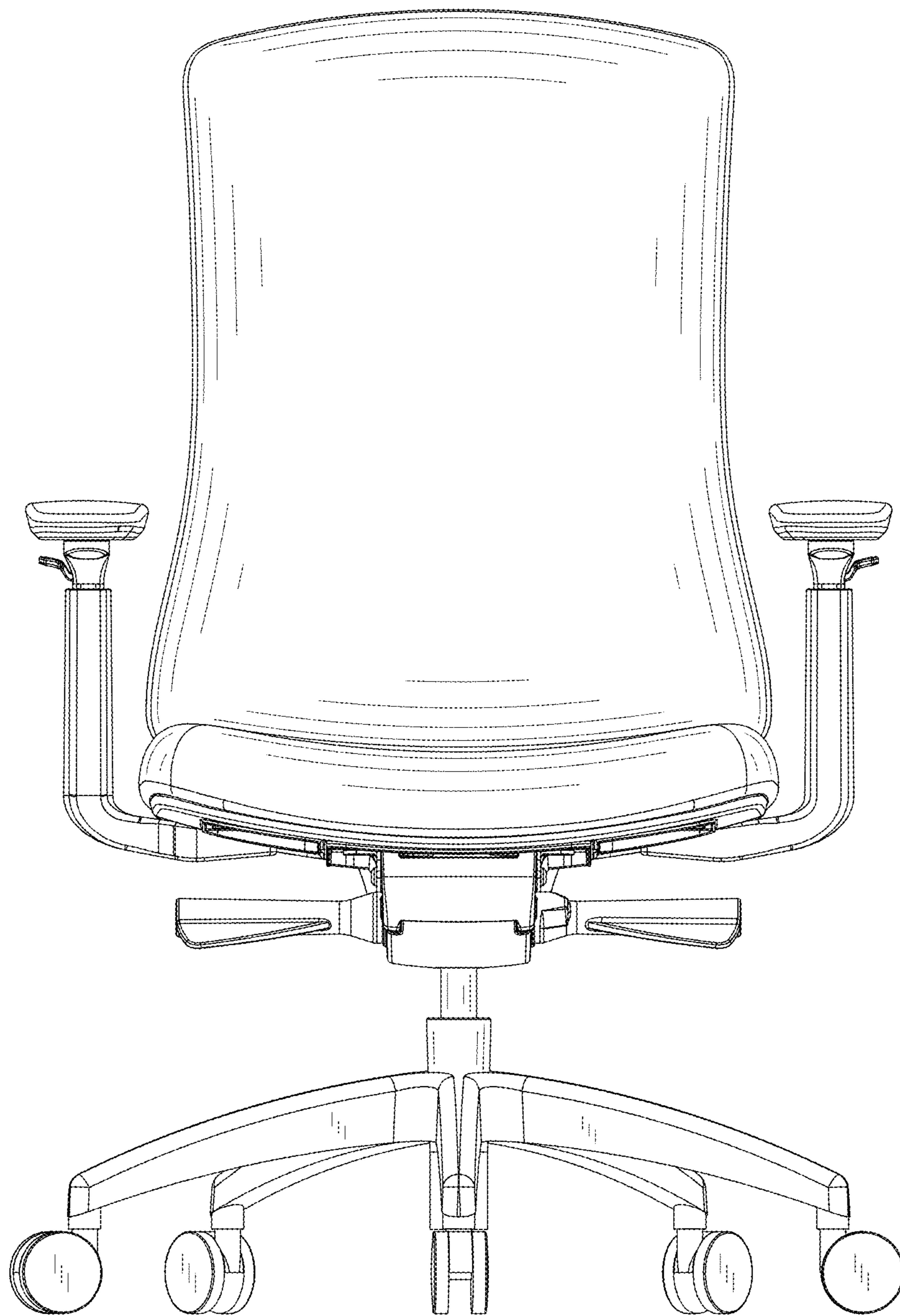


FIG. 3

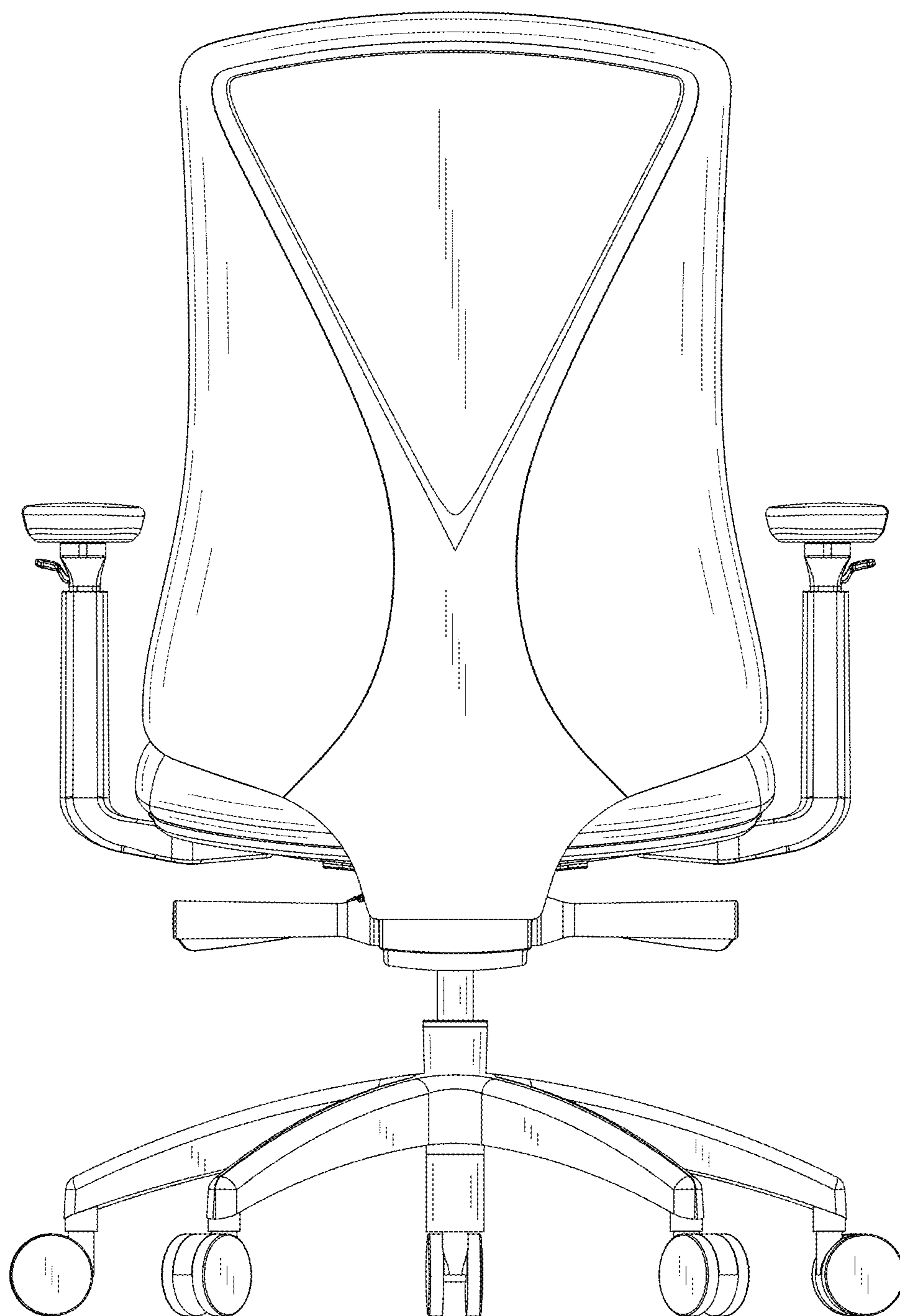


FIG. 4



FIG. 5

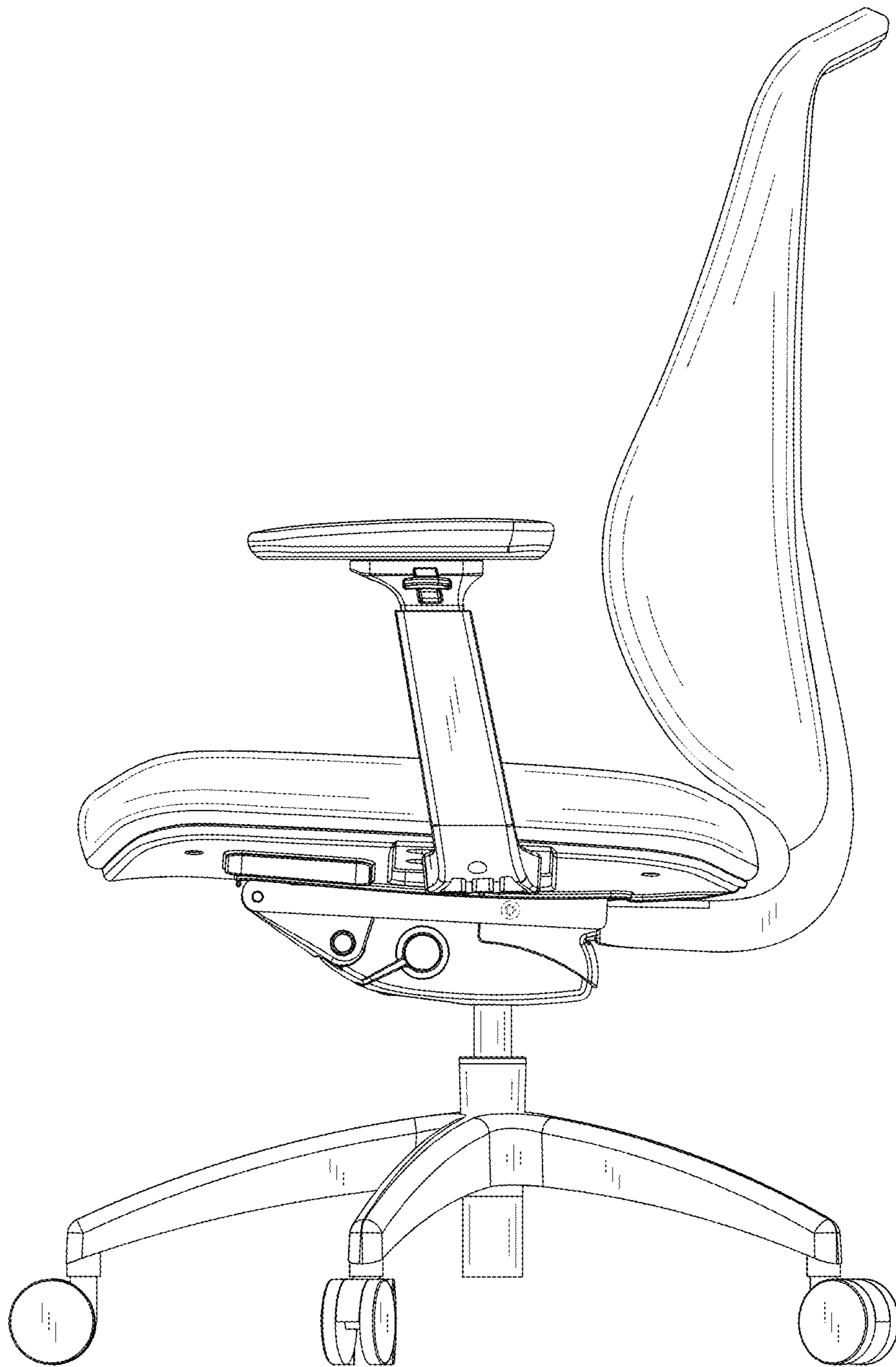


FIG. 6

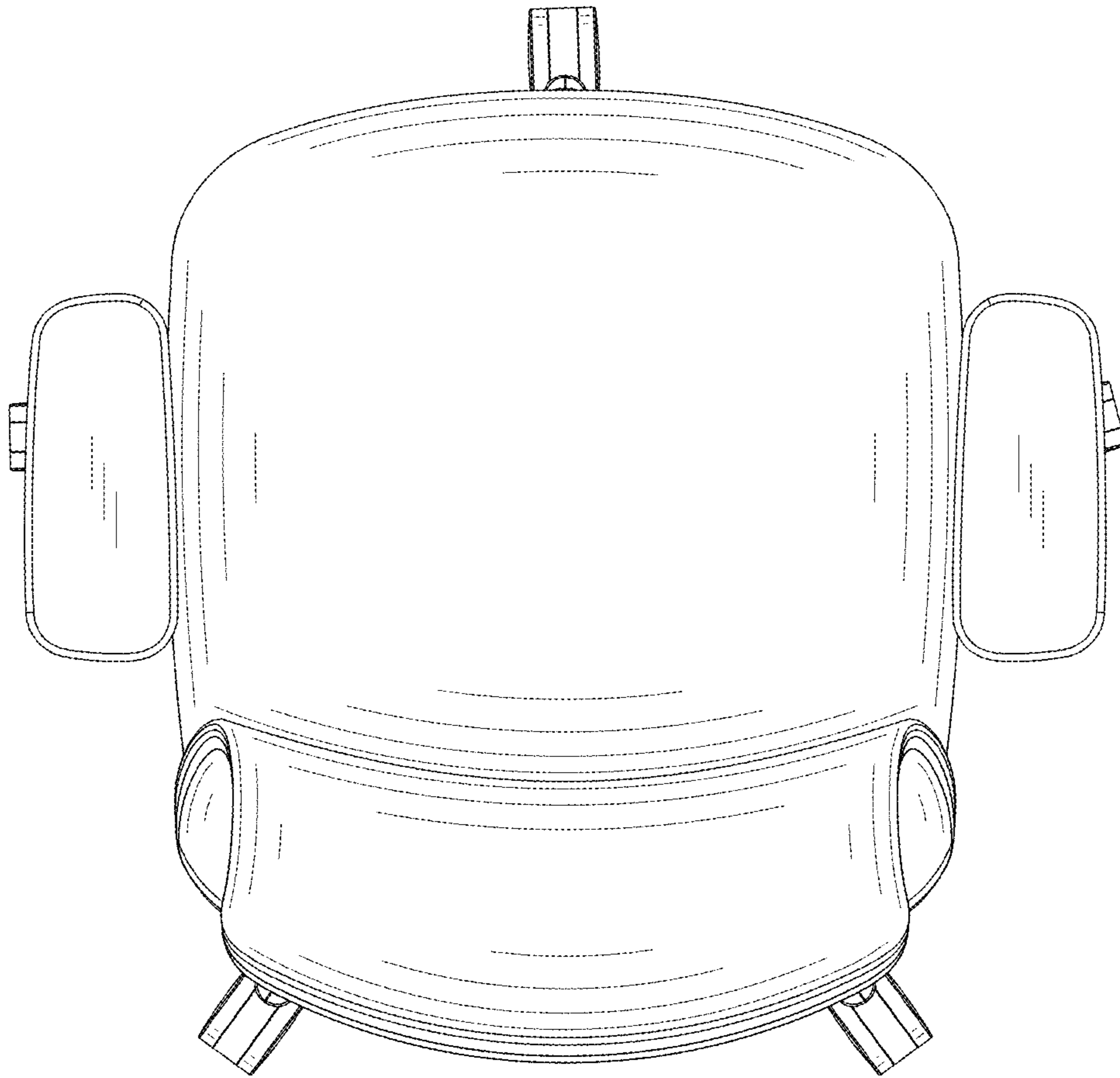


FIG. 7

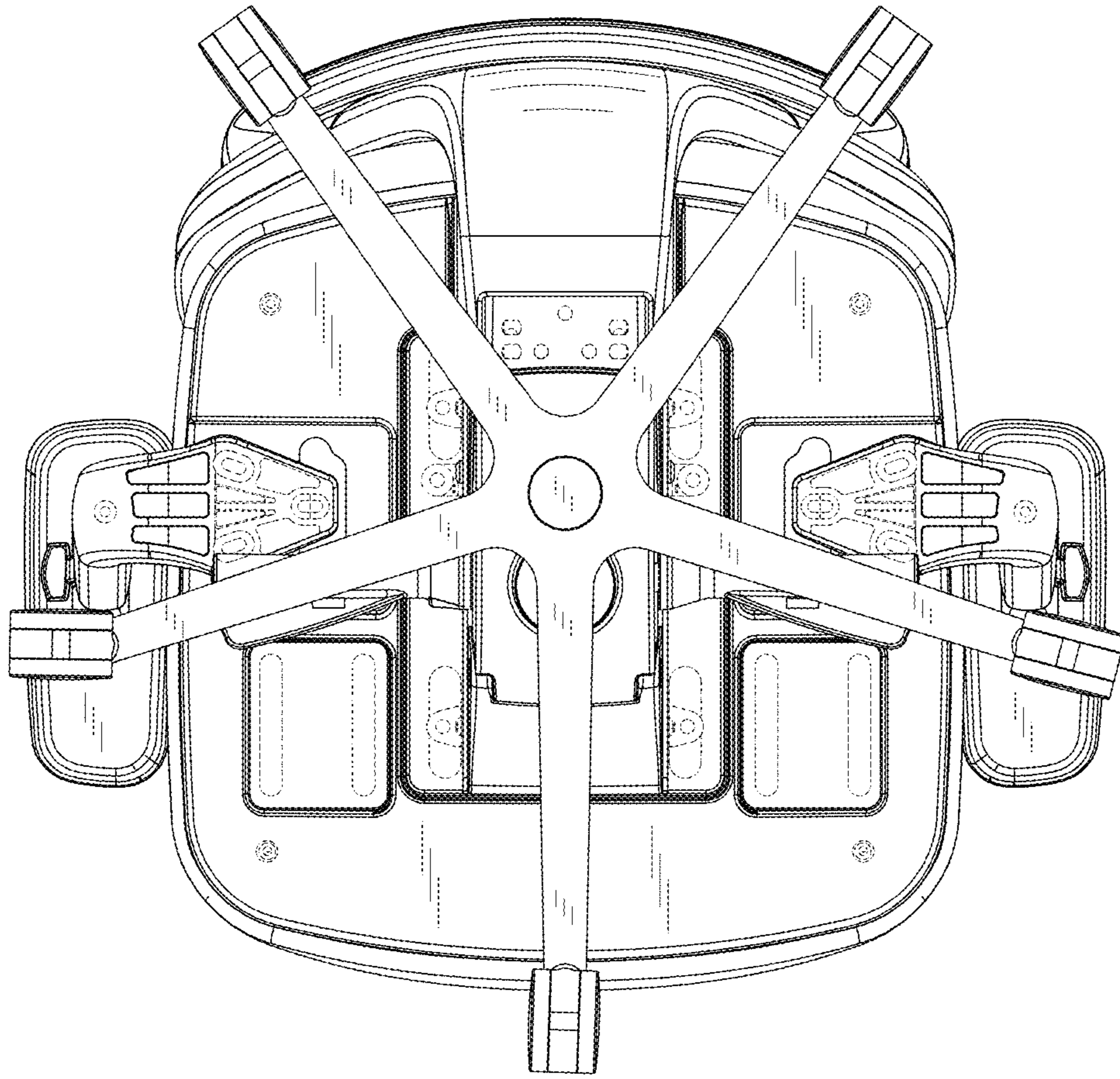


FIG. 8