



US00D937590S

(12) **United States Design Patent** (10) **Patent No.:** **US D937,590 S**
Li (45) **Date of Patent:** **** Dec. 7, 2021**

(54) **FURNITURE SET**

DESCRIPTION

(71) Applicant: **Hangzhou Ruiyi Outdoor Leisure Products Co., Ltd**, Zhejiang (CN)
(72) Inventor: **Ren Li**, Zhejiang (CN)
(**) Term: **15 Years**
(21) Appl. No.: **29/674,405**
(22) Filed: **Dec. 21, 2018**
(30) **Foreign Application Priority Data**
Jun. 21, 2018 (CN) 201830321186.X
(51) **LOC (13) Cl.** **06-01**
(52) **U.S. Cl.**
USPC **D6/337**
(58) **Field of Classification Search**
USPC D6/329, 334-338, 369, 689, 691.5
(Continued)

(56) **References Cited**

U.S. PATENT DOCUMENTS

D234,329 S * 2/1975 Rocchia et al. D6/369
D422,156 S * 4/2000 Black D6/334
(Continued)

OTHER PUBLICATIONS

U-Eway Patio Wicker Furniture Set, amazon.com, <https://www.amazon.com/Furniture-Conversation-Loveseat-Tempered-Backyard/dp/B085C951N5> (Year: 2021).*

(Continued)

Primary Examiner — Steven J Czyn

(74) *Attorney, Agent, or Firm* — Prakash Nama; Global IP Services, PLLC

(57) **CLAIM**

The ornamental design for a furniture set, as shown and described.

FIG. 1 is a perspective view of a furniture set showing my new design, the set comprises one long chair, two identical short chairs, two identical leg rests and a table;
FIG. 2 is a front elevational view of the table of the set, shown separately for completeness of illustration;
FIG. 3 is a rear elevational view thereof;
FIG. 4 is a left side view thereof;
FIG. 5 is a right side view thereof;
FIG. 6 is a top plan view thereof;
FIG. 7 is a bottom plan view thereof;
FIG. 8 is a perspective view thereof;
FIG. 9 is a front elevational view of one of the short chairs of the set, shown separately for completeness of illustration;
FIG. 10 is a rear elevational view thereof;
FIG. 11 is a left side view thereof;
FIG. 12 is a right side view thereof;
FIG. 13 is a top plan view thereof;
FIG. 14 is a bottom plan view thereof;
FIG. 15 is a perspective view thereof;
FIG. 16 is a front elevational view of the long chair of the set, shown separately for completeness of illustration;
FIG. 17 is a rear elevational view thereof;
FIG. 18 is a left side view thereof;
FIG. 19 is a right side view thereof;
FIG. 20 is a top plan view thereof;
FIG. 21 is a bottom plan view thereof;
FIG. 22 is a perspective view thereof;
FIG. 23 is a front elevational view of one of the leg rests of the set, shown separately for completeness of illustration;
FIG. 24 is a rear elevational view thereof;
FIG. 25 is a left side view thereof;
FIG. 26 is a right side view thereof;
FIG. 27 is a top plan view thereof;
FIG. 28 is a bottom plan view thereof; and,
FIG. 29 is a perspective view thereof.
The two short chairs are identical to each other, and the two leg rests are identical to each other. For simplicity, only the views of one of the short chairs and the views of one of the leg rests are illustrated.

1 Claim, 17 Drawing Sheets



(58) **Field of Classification Search**

CPC A47C 1/031; A47C 5/02; A47B 83/00;
A47B 83/02; A47B 83/04; A47B 39/00;
A47B 3/06

See application file for complete search history.

(56) **References Cited**

U.S. PATENT DOCUMENTS

D422,422	S	*	4/2000	Black	D6/334
D491,378	S	*	6/2004	Tyler	D6/369
D529,729	S	*	10/2006	Kreiss	D6/369
D584,069	S	*	1/2009	Guinochet	D6/381
D600,034	S	*	9/2009	White, III	D6/369
D650,605	S	*	12/2011	Haimoff	D6/369
D655,520	S	*	3/2012	Messenger	D6/337
D663,966	S	*	7/2012	Lenney	D6/369
D663,967	S	*	7/2012	Lenney	D6/369
D664,782	S	*	8/2012	Lenney	D6/369
D668,465	S	*	10/2012	Adir	D6/369
D698,562	S	*	2/2014	Hartman	D6/369
D702,051	S	*	4/2014	Rasenberg	A47B 83/00 D6/334
D706,052	S	*	6/2014	Arnon	D6/369
D717,556	S	*	11/2014	Bougay	D6/369
D773,837	S	*	12/2016	Bougay	D6/334
D777,485	S	*	1/2017	Bougay	D6/689
D782,213	S	*	3/2017	White, III	D6/334
D784,714	S	*	4/2017	Bougay	D6/369
D784,715	S	*	4/2017	Bougay	D6/369
D806,424	S	*	1/2018	Bougay	D6/369

D824,686	S	*	8/2018	Liu	D6/369
D824,687	S	*	8/2018	Liu	D6/369
D825,964	S	*	8/2018	Zinger	D6/691.1
D840,165	S	*	2/2019	Tham	D6/335
D842,619	S	*	3/2019	Ji	D6/369
D843,749	S	*	3/2019	Aubry	D6/369
D853,138	S	*	7/2019	Aubry	D6/349
D865,381	S	*	11/2019	Tham	D6/335
D866,207	S	*	11/2019	Tham	D6/335
D871,092	S	*	12/2019	Aubry	D6/361
D886,482	S	*	6/2020	Herkner	D6/369
2007/0188000	A1	*	8/2007	Schwartz	A47B 83/00 297/232
2012/0228901	A1	*	9/2012	Carmicle	A47C 4/02 297/135

OTHER PUBLICATIONS

U-Max Furniture Set, amazon.com, https://www.amazon.com/U-MAX-Furniture-Outdoor-Sectional-Conversation/dp/B09124YBL3/ref=sr_1_3_sspa?crd=2F26P1C01UQGN&dchild=1&keywords=wicker+outdoor+furniture&qid=1620412730&sprefix=wicker+%2Caps%2C174&sr=8-3-spons&psc=1&spLa=ZW5jcnlwdGVkUXVhbGlmaWVyPUEyNks1TVR (Year: 2021).*
Pamapic Patio Furniture Set, amazon.com, https://www.amazon.com/PAMAPIC-Pieces-Furniture-Outdoor-Ottomans/dp/B08398NSG8/ref=sr_1_6?crd=2F26P1C01UQGN&dchild=1&keywords=wicker+outdoor+furniture&qid=1620412730&sprefix=wicker+%2Caps%2C174&sr=8-6 (Year: 2021).*

* cited by examiner




FIG. 1




FIG. 2




FIG. 3




FIG. 4




FIG. 5




FIG. 6



FIG. 7



FIG. 8




FIG. 9




FIG. 10




FIG. 11




FIG. 12




FIG. 13




FIG. 14



FIG. 15




FIG. 16




FIG. 17




FIG. 18




FIG. 19




FIG. 20




FIG. 21



FIG. 22




FIG. 23




FIG. 24




FIG. 25




FIG. 26




FIG. 27




FIG. 28




FIG. 29