



US00D937534S

(12) **United States Design Patent** (10) **Patent No.:** **US D937,534 S**  
**Clark et al.** (45) **Date of Patent:** **\*\* Dec. 7, 2021**

(54) **DEBOSSED CHEWING GUM STICK**

(71) Applicant: **WM. WRIGLEY JR. COMPANY,**  
Chicago, IL (US)

(72) Inventors: **Garrett Landon Clark,** Chicago, IL  
(US); **Carmen Okuku Lira-Nunez,**  
Downers Grove, IL (US)

(73) Assignee: **WM. WRIGLEY JR. COMPANY,**  
Chicago, IL (US)

(\*\*) Term: **15 Years**

(21) Appl. No.: **29/751,700**

(22) Filed: **Sep. 23, 2020**

(51) **LOC (13) Cl.** ..... **01-01**

(52) **U.S. Cl.**  
USPC ..... **D1/114; D1/127**

(58) **Field of Classification Search**  
USPC ..... D1/100-130, 199; D24/101, 102; 426/3,  
426/5, 87, 89, 92, 103, 104, 129, 138,  
(Continued)

(56) **References Cited**

**U.S. PATENT DOCUMENTS**

1,855,145 A \* 4/1932 Bartlett ..... A23G 3/50  
426/87  
5,538,742 A \* 7/1996 McHale ..... A23G 4/043  
425/130

(Continued)

*Primary Examiner* — Katie Jane Stofko

(57) **CLAIM**

The ornamental design for a debossed chewing gum stick, as shown and described.

**DESCRIPTION**

FIG. 1 is a front, top, right side perspective view of a first embodiment of a debossed chewing gum stick showing our new design;

FIG. 2 is a front elevation view thereof;  
FIG. 3 is a rear elevation view thereof;  
FIG. 4 is a right side elevation view thereof;  
FIG. 5 is a left side elevation view thereof;  
FIG. 6 is a top plan view thereof;  
FIG. 7 is a bottom plan view thereof;  
FIG. 8 is a front, bottom, right side perspective view of a second embodiment of a debossed chewing gum stick showing our new design;  
FIG. 9 is a front elevation view thereof;  
FIG. 10 is a rear elevation view thereof;  
FIG. 11 is a right side elevation view thereof;  
FIG. 12 is a left side elevation view thereof;  
FIG. 13 is a bottom plan view thereof;  
FIG. 14 is a top plan view thereof;  
FIG. 15 is a front, top, right side perspective view of a third embodiment of a debossed chewing gum stick showing our new design;  
FIG. 16 is a front elevation view thereof;  
FIG. 17 is a rear elevation view thereof;  
FIG. 18 is a right side elevation view thereof;  
FIG. 19 is a left side elevation view thereof;  
FIG. 20 is a top plan view thereof;  
FIG. 21 is a bottom plan view thereof;  
FIG. 22 is a front, bottom, right side perspective view of a fourth embodiment of a debossed chewing gum stick showing our new design;  
FIG. 23 is a front elevation view thereof;  
FIG. 24 is a rear elevation view thereof;  
FIG. 25 is a right side elevation view thereof;  
FIG. 26 is a left side elevation view thereof;  
FIG. 27 is a bottom plan view thereof;  
FIG. 28 is a top plan view thereof;  
FIG. 29 is a front, top, right side perspective view of a fifth embodiment of a debossed chewing gum stick showing our new design;  
FIG. 30 is a front elevation view thereof;  
FIG. 31 is a rear elevation view thereof;  
FIG. 32 is a right side elevation view thereof;  
FIG. 33 is a left side elevation view thereof;  
FIG. 34 is a top plan view thereof;  
FIG. 35 is a bottom plan view thereof;

(Continued)

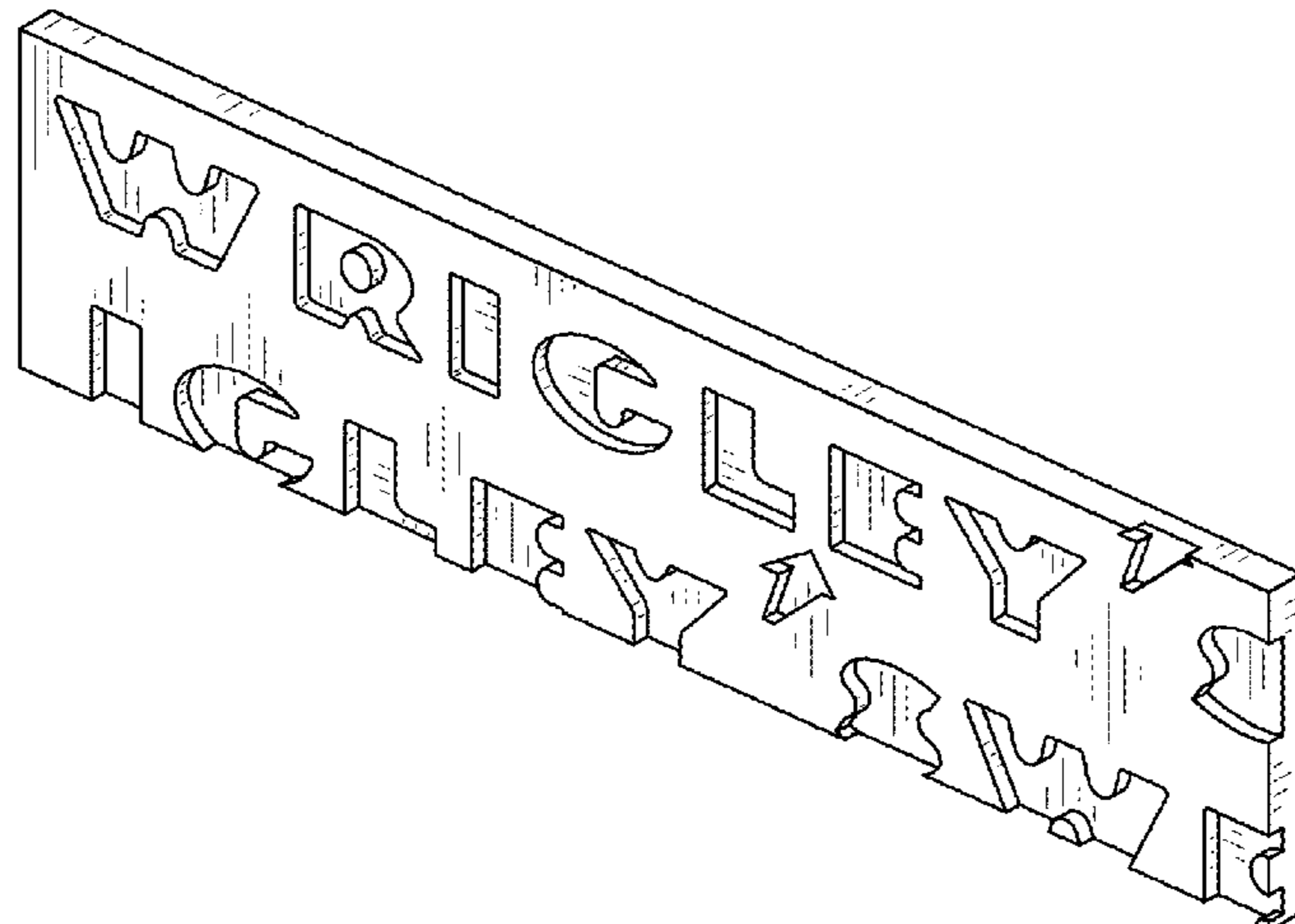


FIG. 36 is a front, bottom, right side perspective view of a sixth embodiment of a debossed chewing gum stick showing our new design;

FIG. 37 is a front elevation view thereof;

FIG. 38 is a rear elevation view thereof;

FIG. 39 is a right side elevation view thereof;

FIG. 40 is a left side elevation view thereof;

FIG. 41 is a bottom plan view thereof; and,

FIG. 42 is a top plan view thereof.

The broken lines shown in FIGS. 22-42 illustrate portions of the debossed chewing gum stick that form no part of the claimed design.

**1 Claim, 12 Drawing Sheets**

(58) **Field of Classification Search**

USPC ..... 426/144, 249, 383, 512, 516, 660, 808;  
424/467; D25/113, 119, 121-132;  
D21/499; D5/55-58, 62

CPC ... A23G 4/02; A23G 4/06; A23G 4/08; A23G  
4/10; A23G 4/20; A23G 4/00; A23G  
3/38; A23G 3/42; A23G 3/54; A23K  
1/164

See application file for complete search history.

(56)

**References Cited**

U.S. PATENT DOCUMENTS

6,010,724	A	*	1/2000	Boyd	.....	B65D 65/14 426/106
D486,039	S	*	2/2004	Kasper	.....	D7/629
D717,517	S	*	11/2014	Leder	.....	D1/127
D717,518	S	*	11/2014	Leder	.....	D1/127
D717,519	S	*	11/2014	Leder	.....	D1/127
D717,520	S	*	11/2014	Leder	.....	D1/127
D750,866	S	*	3/2016	Leder	.....	D1/127
D754,941	S	*	5/2016	Pawlowski	.....	D1/127
D754,942	S	*	5/2016	Pawlowski	.....	D1/127
D755,467	S	*	5/2016	Pawlowski	.....	D1/127
D822,332	S	*	7/2018	Angeloni	.....	D1/127

\* cited by examiner

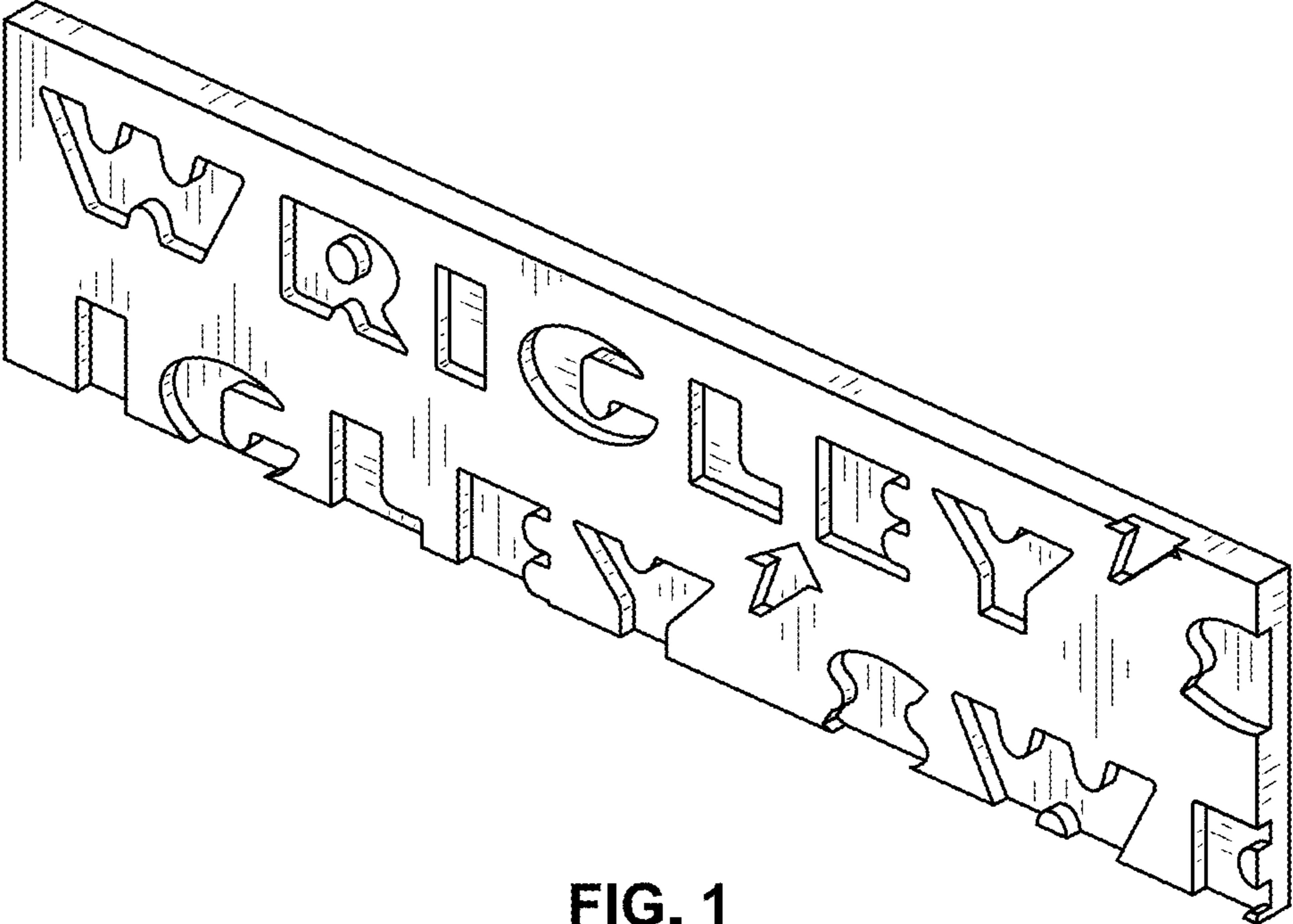


FIG. 1

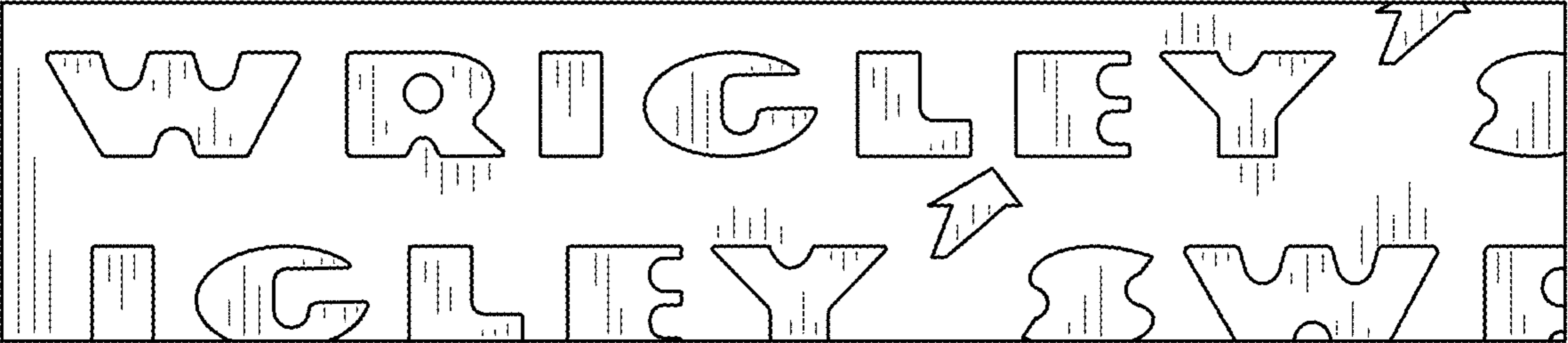


FIG. 2

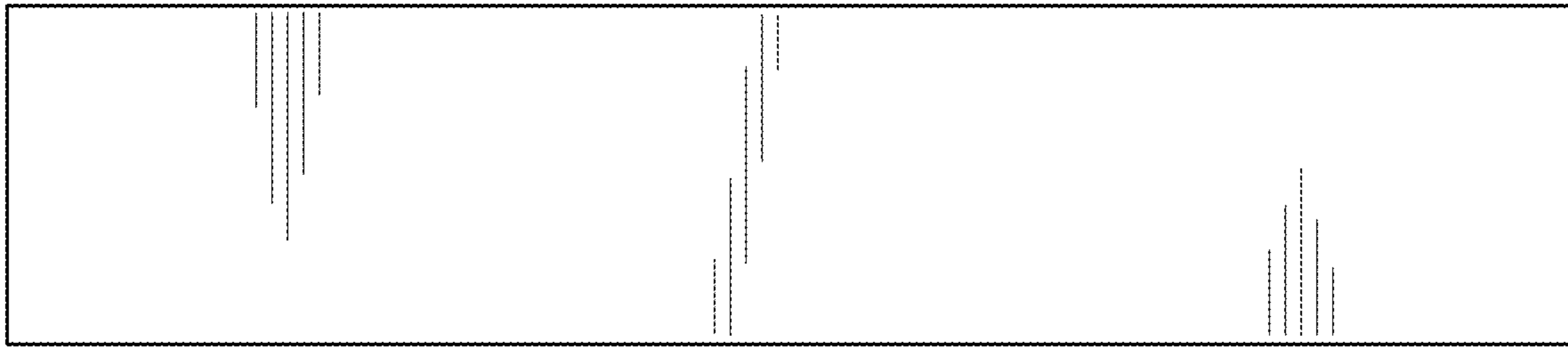


FIG. 3



FIG. 4



FIG. 5

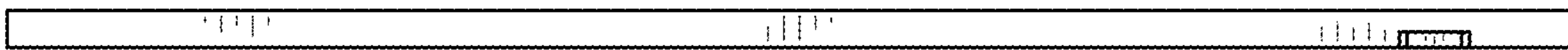


FIG. 6

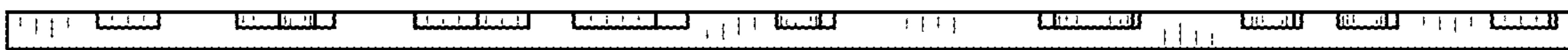


FIG. 7

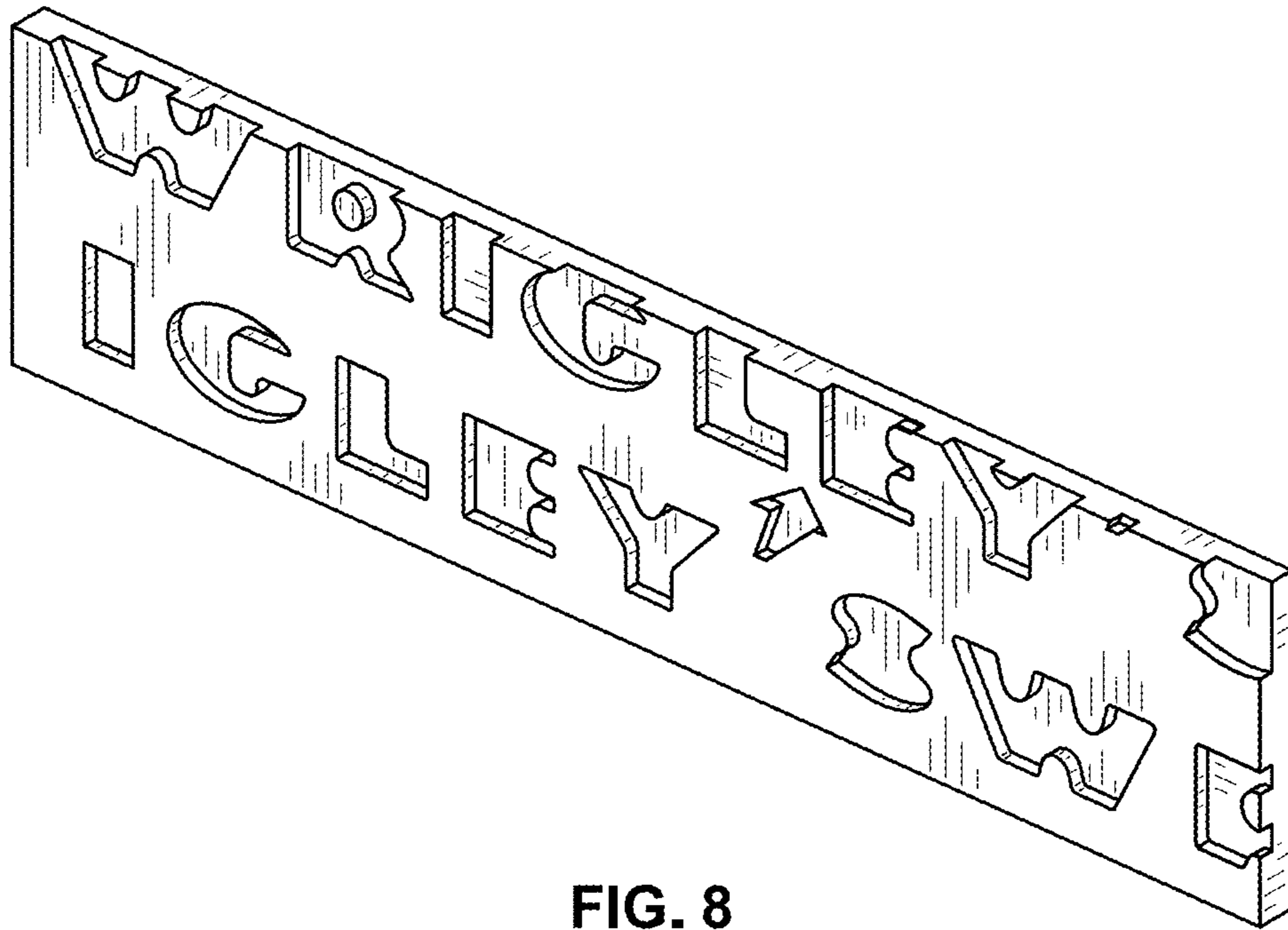


FIG. 8

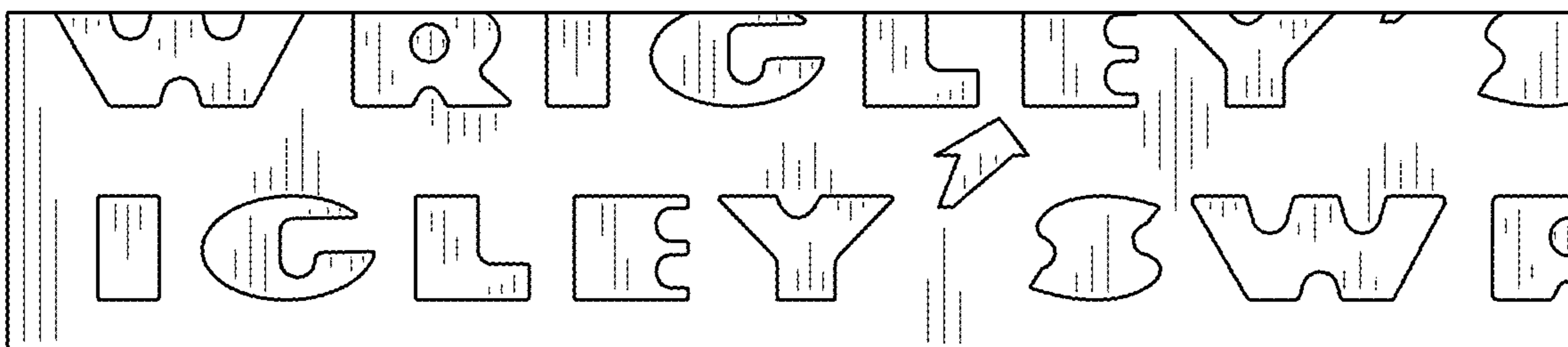


FIG. 9

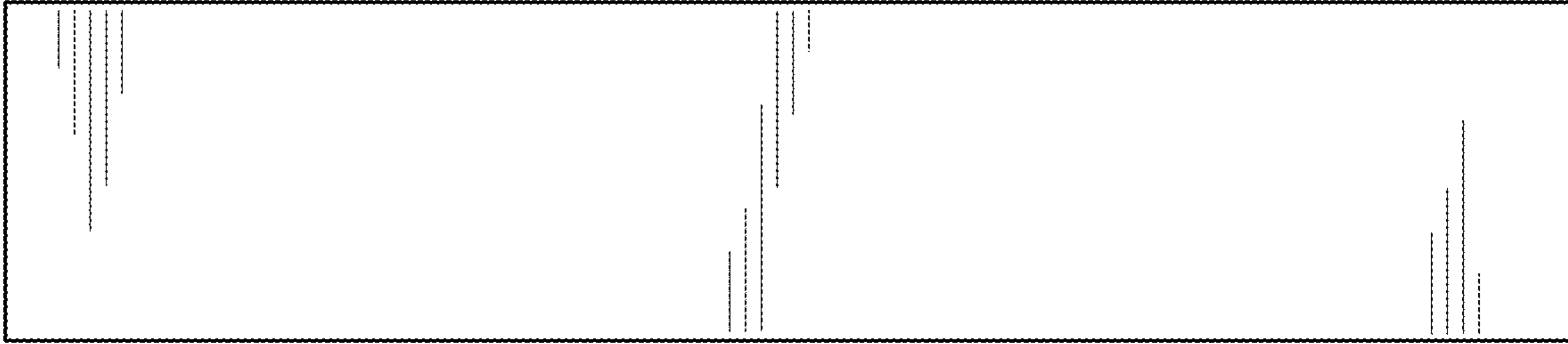


FIG. 10



FIG. 11



FIG. 12

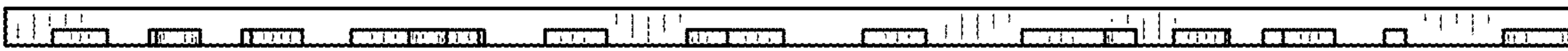


FIG. 13

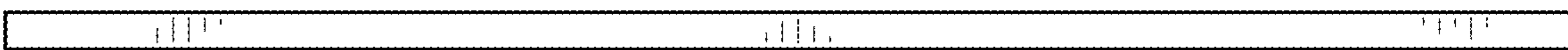


FIG. 14

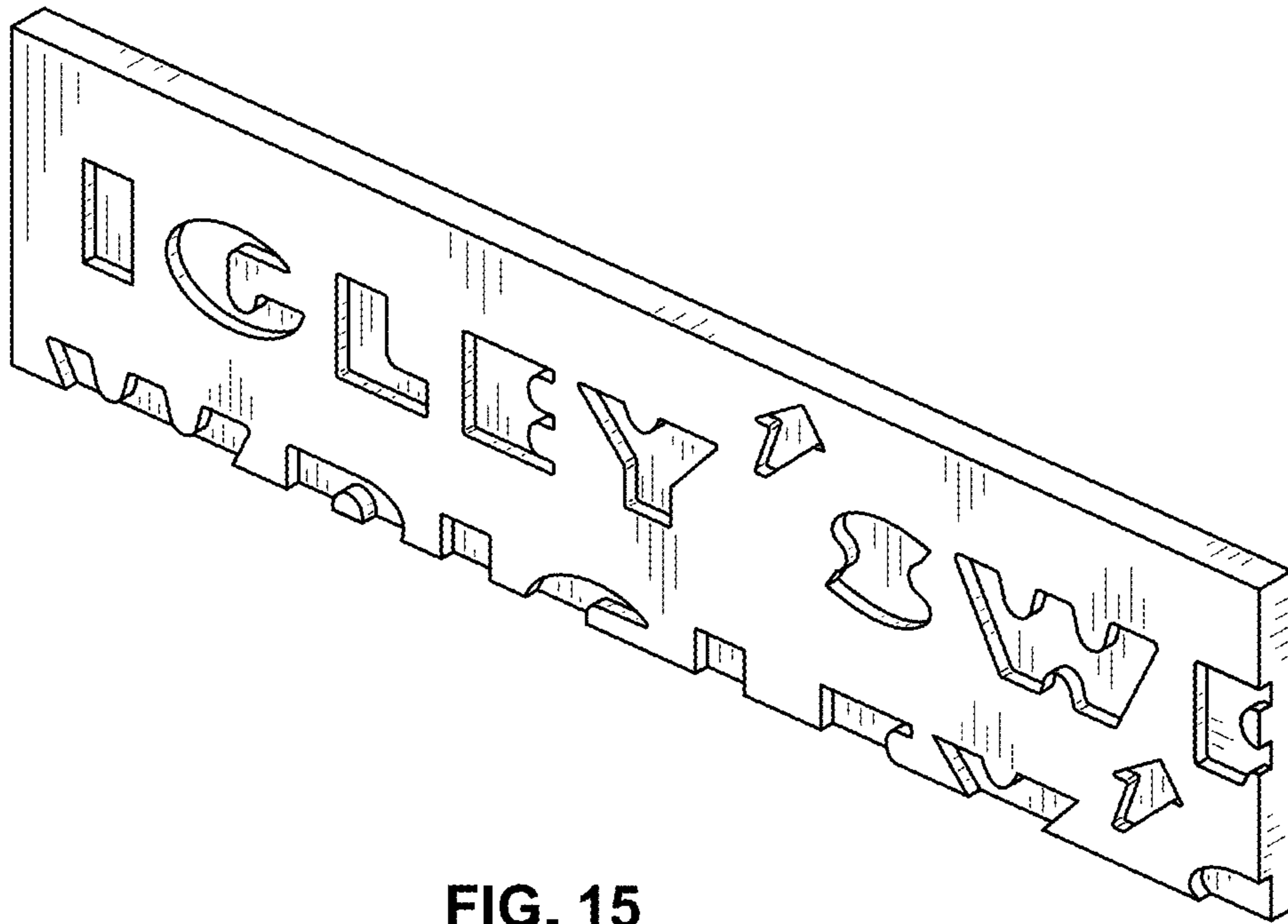


FIG. 15

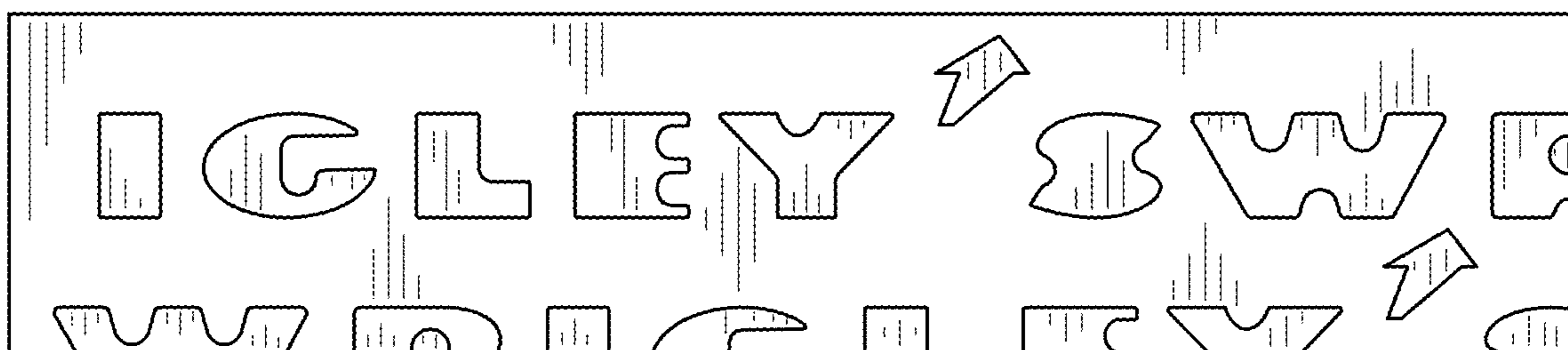


FIG. 16

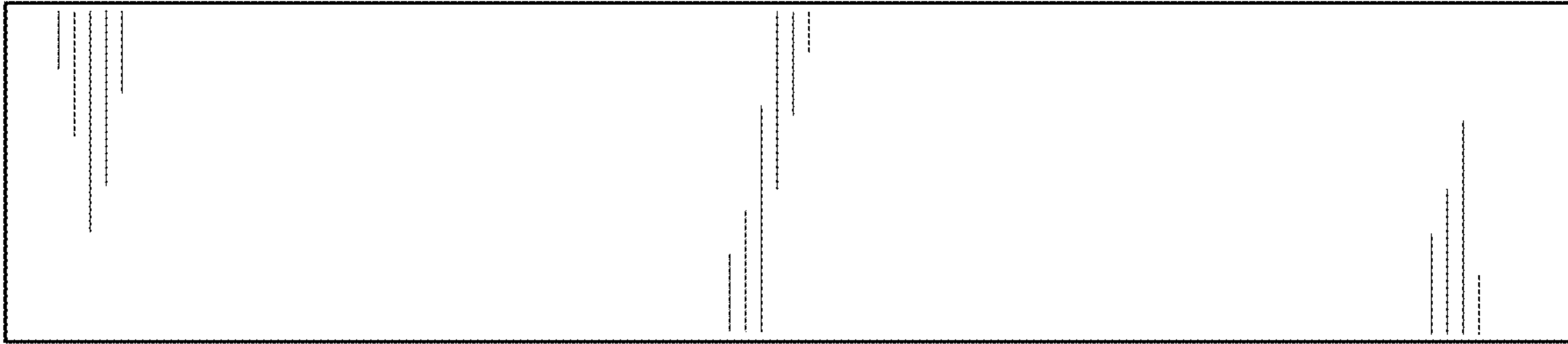


FIG. 17



FIG. 18

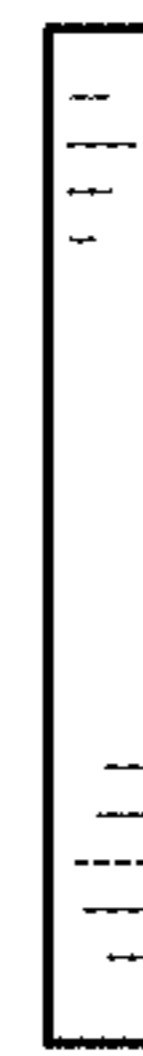


FIG. 19

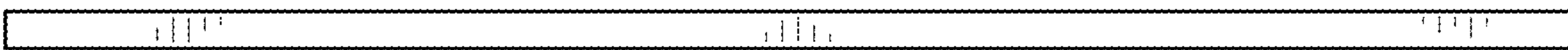


FIG. 20



FIG. 21



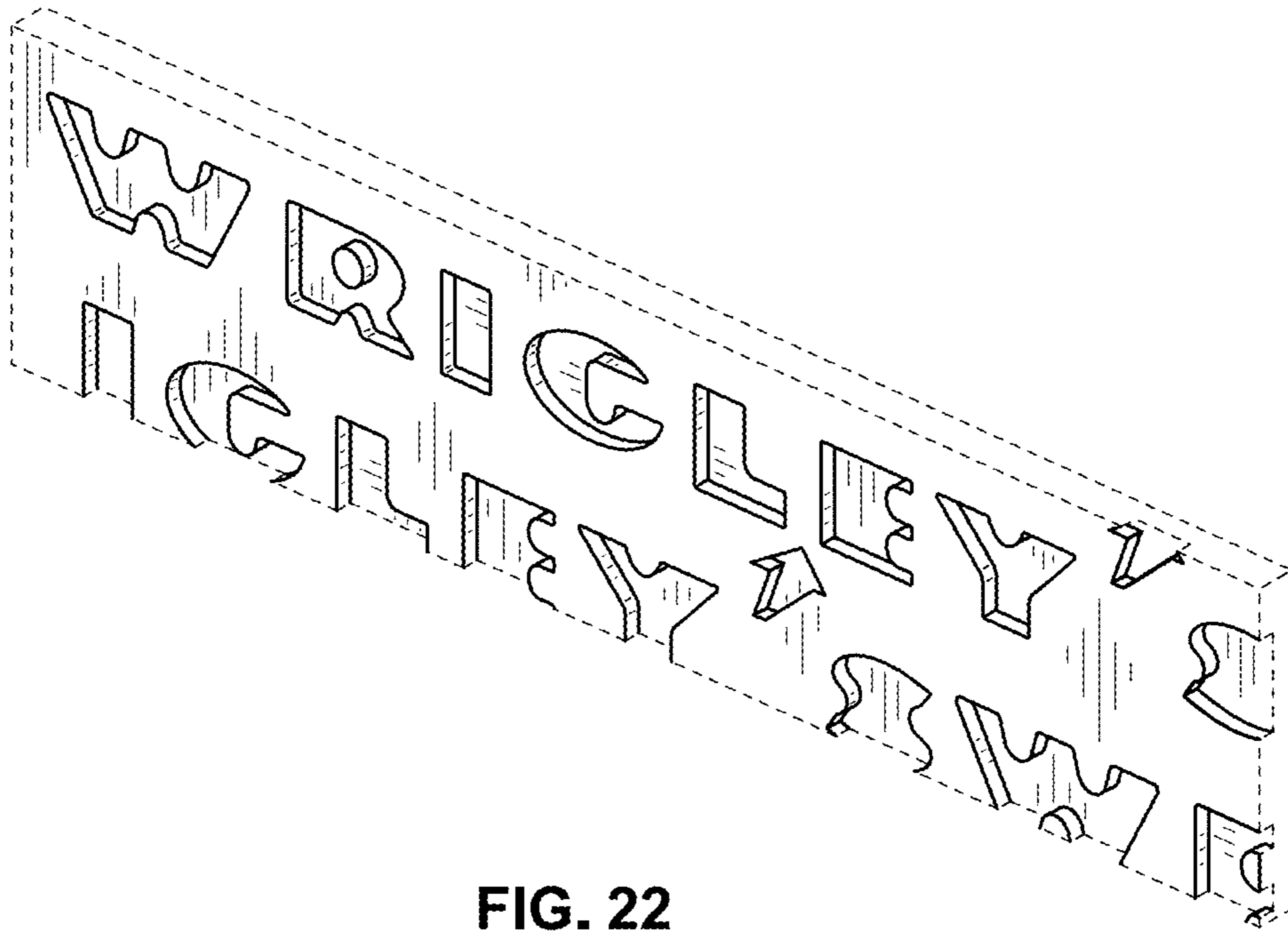


FIG. 22

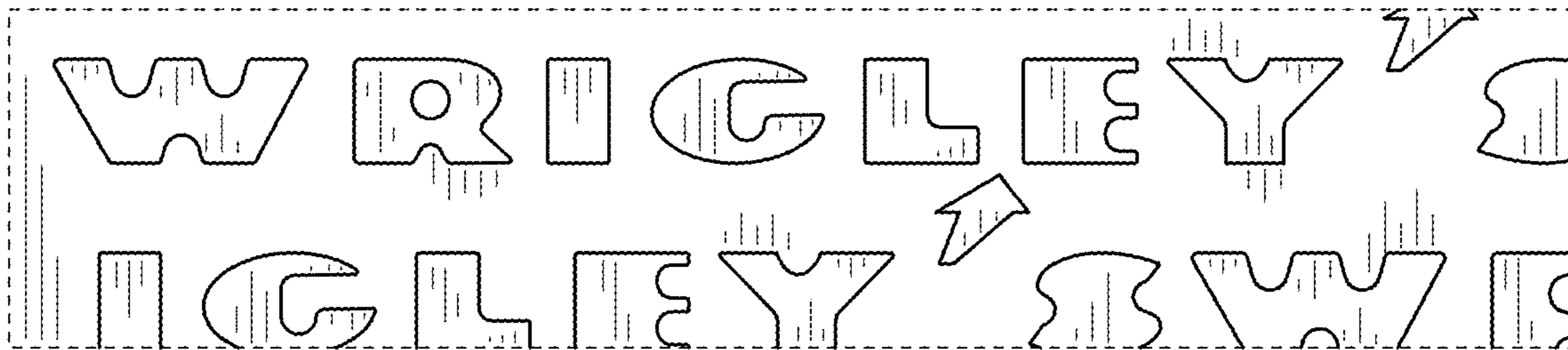



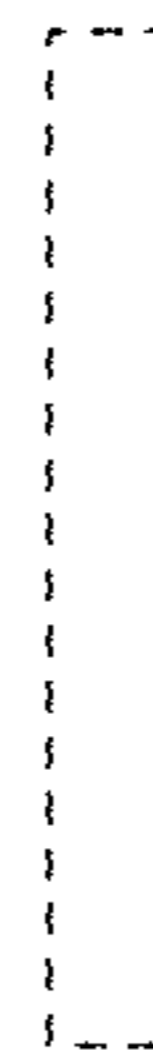
FIG. 23




**FIG. 24**



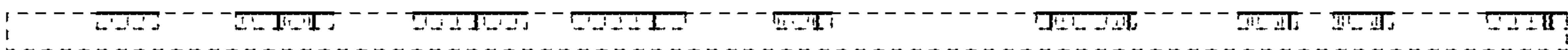
**FIG. 25**



**FIG. 26**



**FIG. 27**



**FIG. 28**

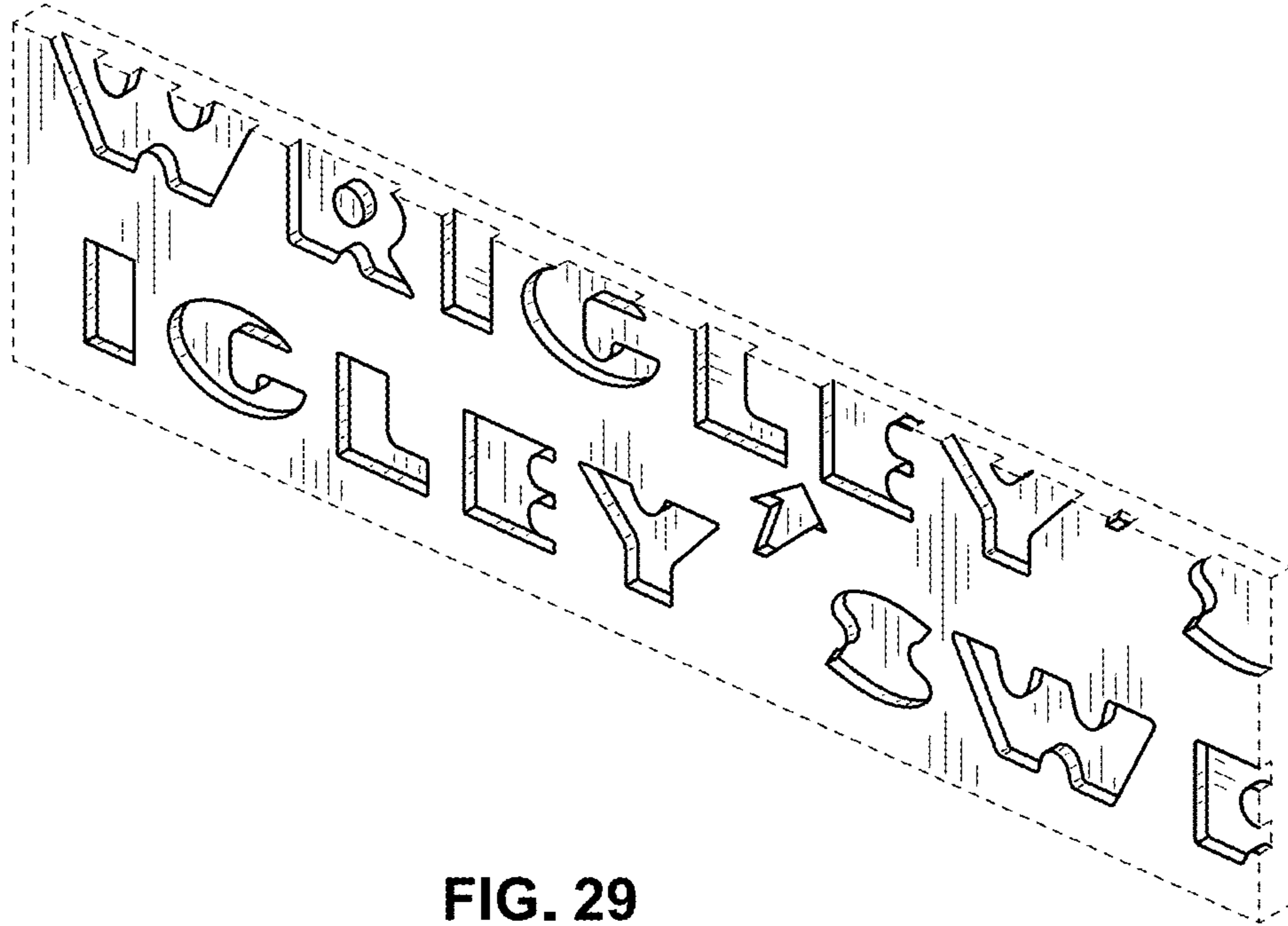


FIG. 29

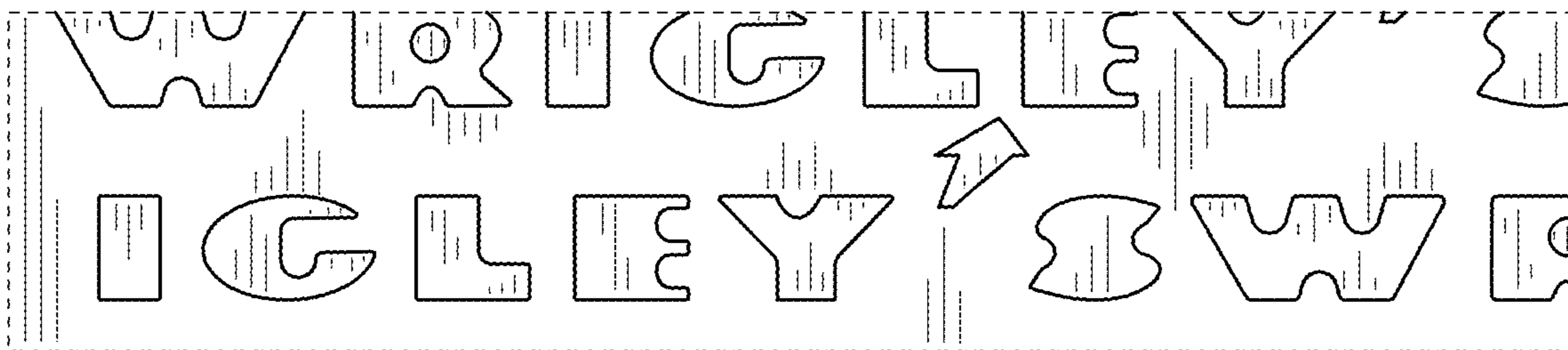

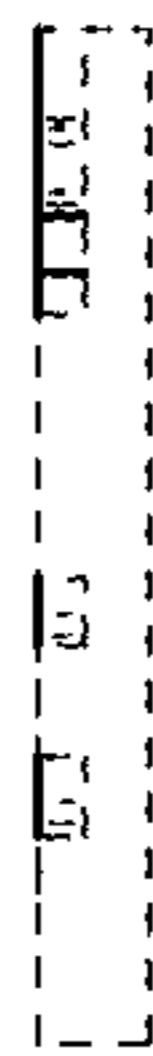


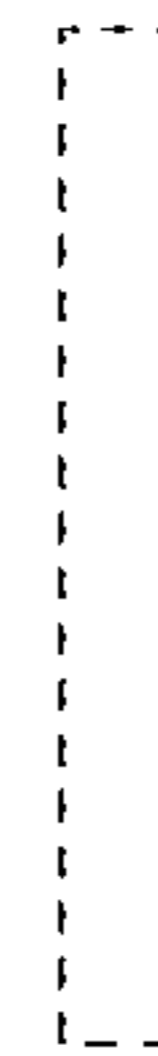
FIG. 30



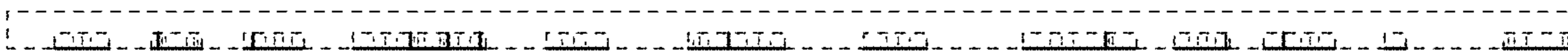
**FIG. 31**



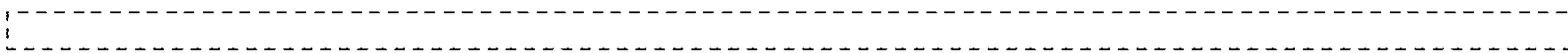
**FIG. 32**



**FIG. 33**



**FIG. 34**



**FIG. 35**

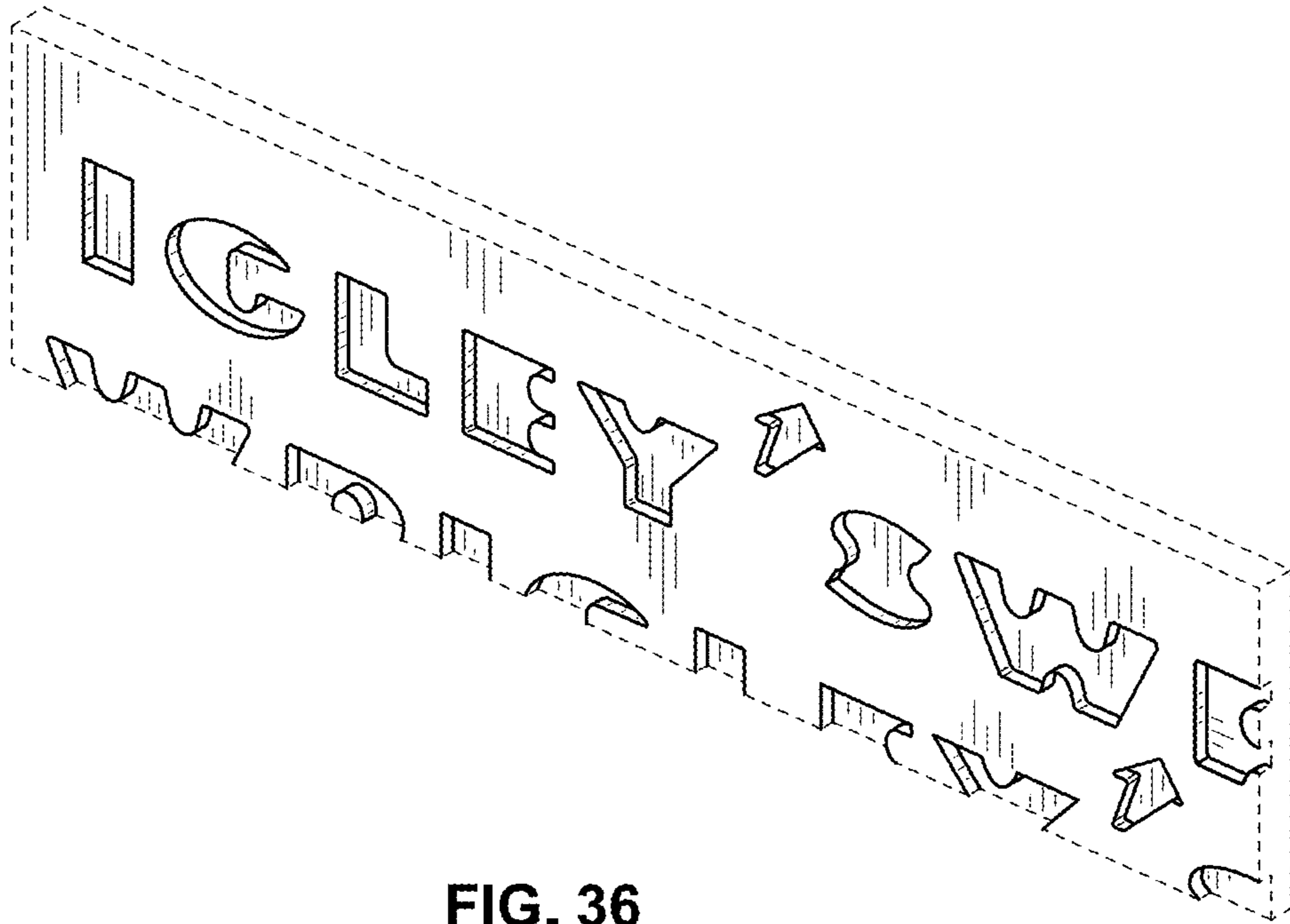


FIG. 36

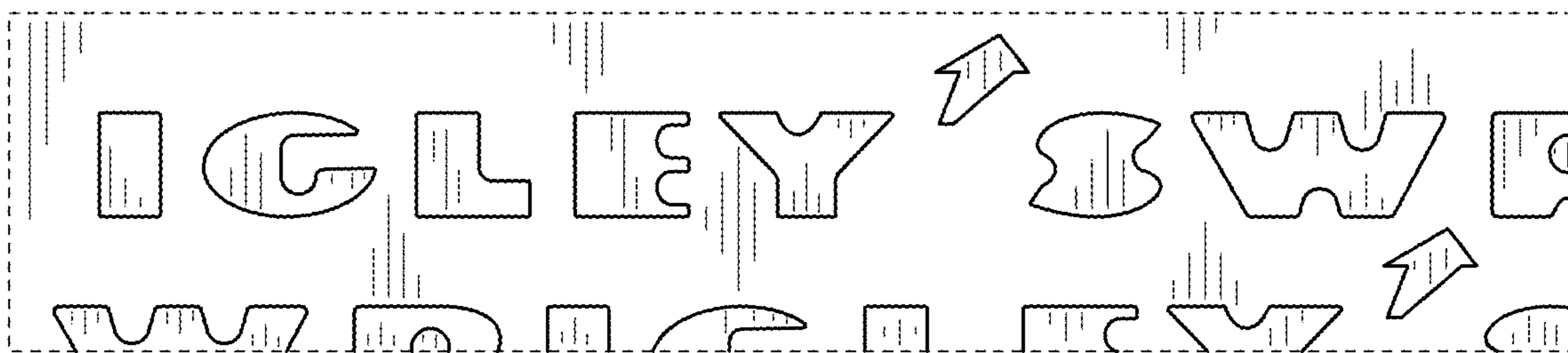

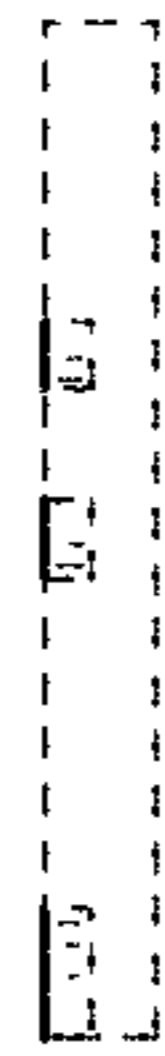


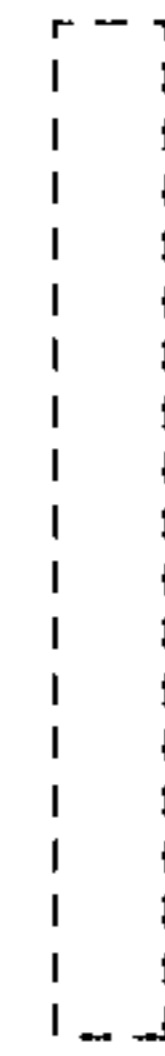
FIG. 37




**FIG. 38**




**FIG. 39**



**FIG. 40**



**FIG. 41**



**FIG. 42**