



US00D937533S

(12) **United States Design Patent** (10) **Patent No.:** **US D937,533 S**
Clark et al. (45) **Date of Patent:** **** Dec. 7, 2021**

(54) **DEBOSSSED CHEWING GUM STICK**

(71) Applicant: **WM. WRIGLEY JR. COMPANY,**
Chicago, IL (US)

(72) Inventors: **Garrett Landon Clark,** Chicago, IL
(US); **Carmen Okuku Lira-Nunez,**
Downers Grove, IL (US)

(73) Assignee: **WM. WRIGLEY JR. COMPANY,**
Chicago, IL (US)

(**) Term: **15 Years**

(21) Appl. No.: **29/751,554**

(22) Filed: **Sep. 22, 2020**

(51) **LOC (13) Cl.** **01-01**

(52) **U.S. Cl.**
USPC **D1/114; D1/127**

(58) **Field of Classification Search**
USPC D1/100-130, 199; D24/101, 102; 426/3,
426/5, 87, 89, 92, 103, 104, 129, 138,
426/144, 249, 383, 512, 516, 660, 808;
424/467; D25/113, 119, 121-132;
D21/499; D5/55-58, 62
CPC ... A23G 4/02; A23G 4/06; A23G 4/08; A23G
4/10; A23G 4/20; A23G 4/00; A23G
3/38; A23G 3/42; A23G 3/54; A23K
1/164

See application file for complete search history.

(56) **References Cited**

U.S. PATENT DOCUMENTS

- 6,010,724 A * 1/2000 Boyd B65D 65/14
426/106
- D588,776 S * 3/2009 Kanamoto D1/101
- D594,179 S * 6/2009 Damron D1/114
- D699,916 S * 2/2014 Rodgers D1/127
- D717,517 S * 11/2014 Leder D1/127

- D717,518 S * 11/2014 Leder D1/127
- D717,519 S * 11/2014 Leder D1/127
- D717,520 S * 11/2014 Leder D1/127
- D750,866 S * 3/2016 Leder D1/127
- D754,941 S * 5/2016 Pawlowski D1/127
- D754,942 S * 5/2016 Pawlowski D1/127
- D755,467 S * 5/2016 Pawlowski D1/127
- D822,332 S * 7/2018 Angeloni D1/127

* cited by examiner

Primary Examiner — Katie Jane Stofko

(57) **CLAIM**

The ornamental design for a debossed chewing gum stick, as shown and described.

DESCRIPTION

FIG. 1 is a front, bottom, right side perspective view of a first embodiment of a debossed chewing gum stick showing our new design;

FIG. 2 is a front elevation view thereof;

FIG. 3 is a rear elevation view thereof;

FIG. 4 is a right side elevation view thereof;

FIG. 5 is a left side elevation view thereof;

FIG. 6 is a bottom plan view thereof;

FIG. 7 is a top plan view thereof;

FIG. 8 is a front, bottom, right side perspective view of a second embodiment of a debossed chewing gum stick showing our new design;

FIG. 9 is a front elevation view thereof;

FIG. 10 is a rear elevation view thereof;

FIG. 11 is a right side elevation view thereof;

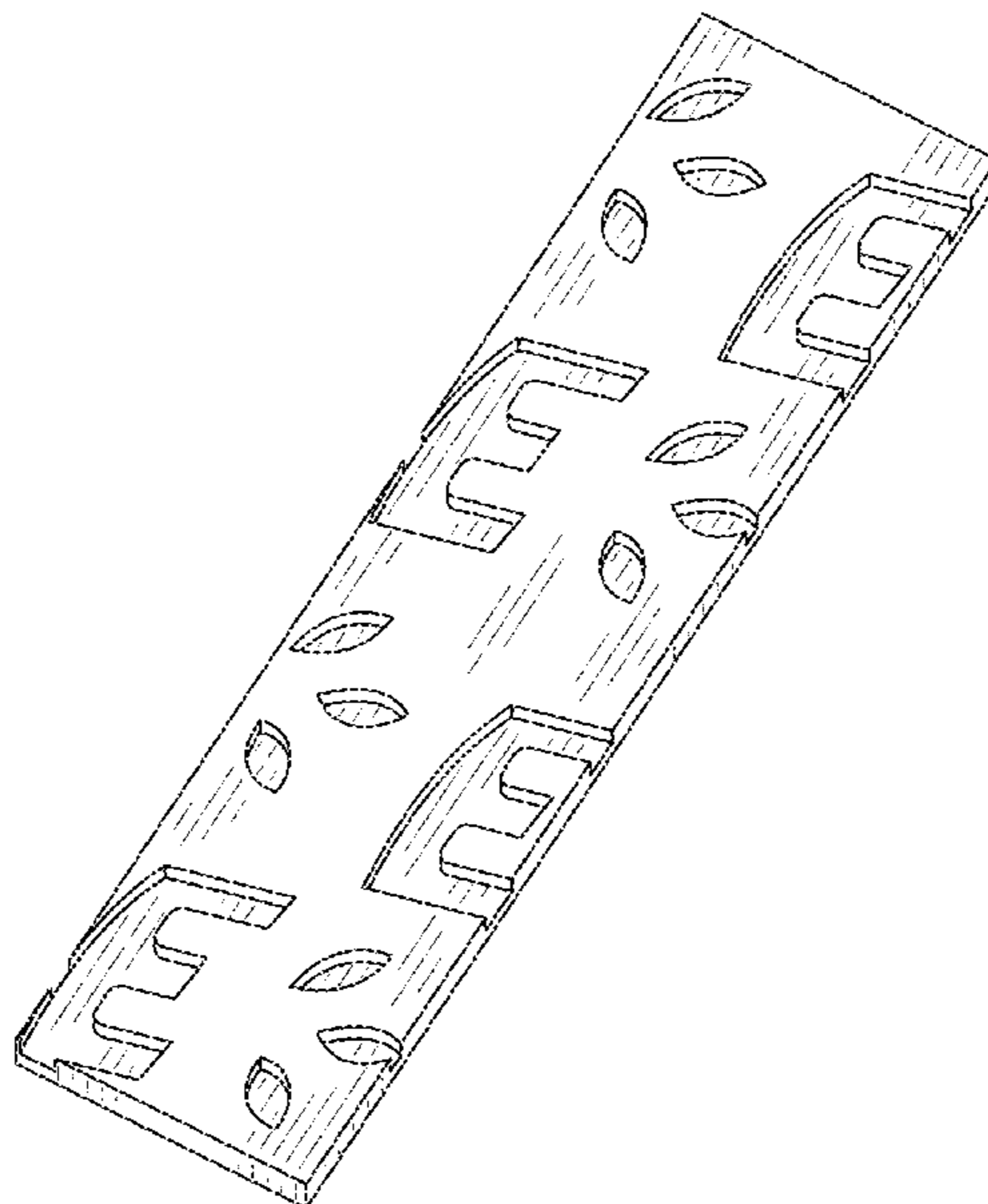
FIG. 12 is a left side elevation view thereof;

FIG. 13 is a bottom plan view thereof; and,

FIG. 14 is a top plan view thereof.

The broken lines shown in FIGS. 8-14 illustrate portions of the debossed chewing gum stick that form no part of the claimed design.

1 Claim, 4 Drawing Sheets



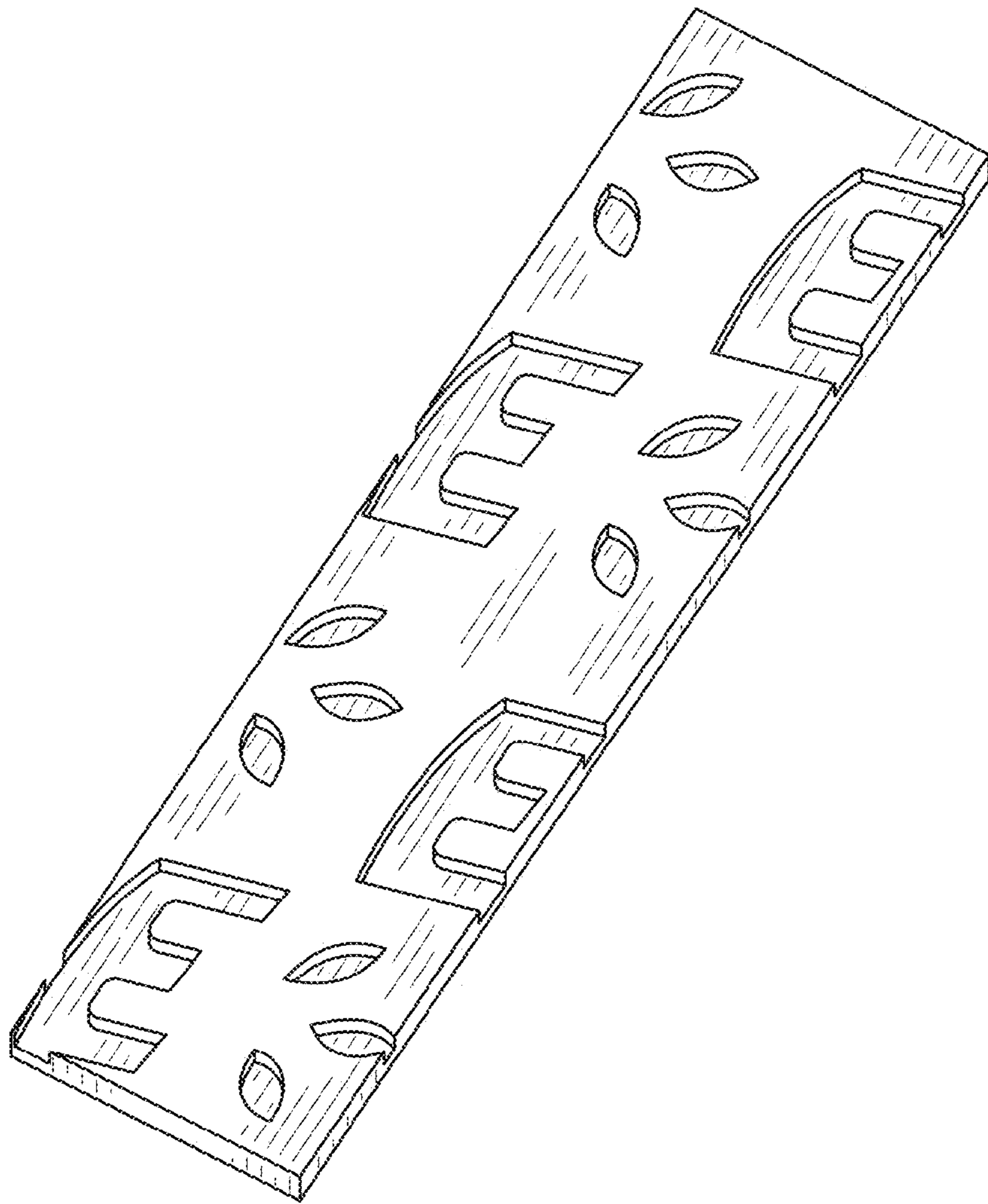


FIG. 1




FIG. 2

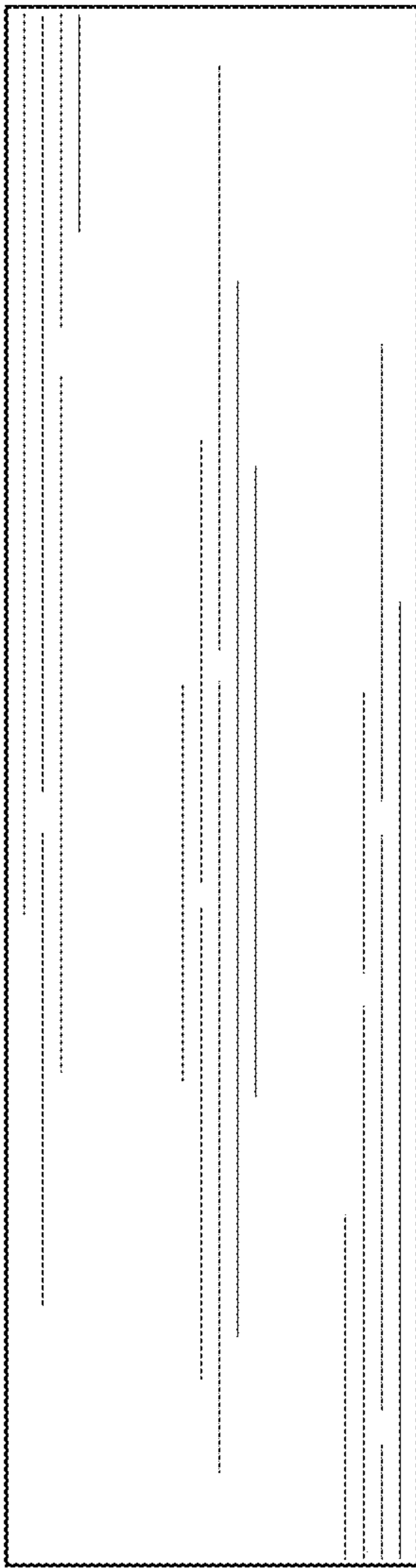


FIG. 3



FIG. 4



FIG. 5




FIG. 6




FIG. 7

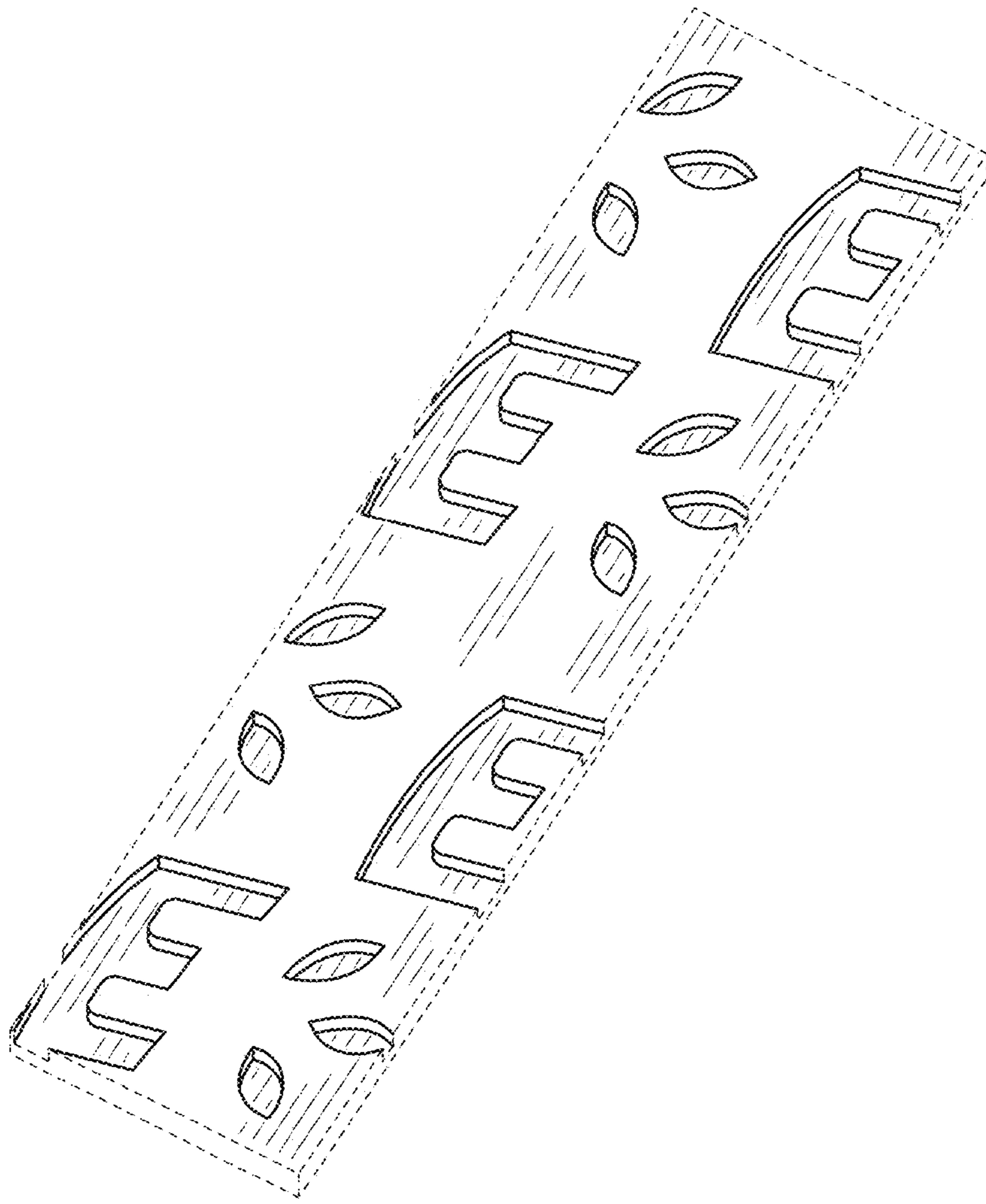


FIG. 8




FIG. 9




FIG. 10

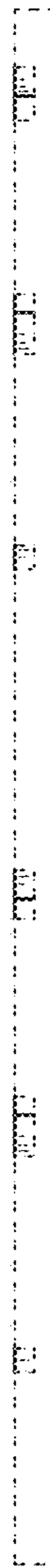


FIG. 11

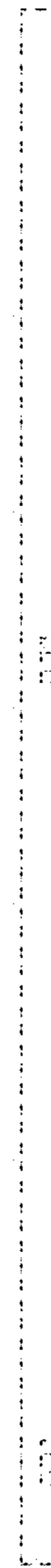


FIG. 12

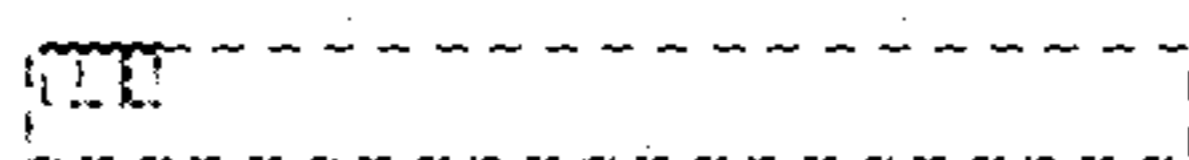


FIG. 13



FIG. 14