



US00D937532S

(12) **United States Design Patent** (10) **Patent No.:** **US D937,532 S**
Mark (45) **Date of Patent:** **** Dec. 7, 2021**

(54) **HOME PLATE SHAPED SANDWICH**

(71) Applicant: **Justin Mark**, Dardenne Prairie, MO (US)

(72) Inventor: **Justin Mark**, Dardenne Prairie, MO (US)

(**) Term: **15 Years**

(21) Appl. No.: **29/651,108**

(22) Filed: **Aug. 20, 2018**

(51) **LOC (13) Cl.** **01-01**

(52) **U.S. Cl.**
USPC **D1/106; D1/129**

(58) **Field of Classification Search**
USPC D1/100–130, 199; 426/104, 108, 138, 426/391, 549, 808, 94, 143, 559, 560; D6/597, 601; D7/359; D21/623, 803, D21/386; 28/4; 119/710; D25/138
CPC A23L 1/1645; A23L 1/164; A23L 1/217
See application file for complete search history.

(56) **References Cited**

U.S. PATENT DOCUMENTS

| | | | | |
|----------------|---------|------------|-------|--------------|
| D192,526 S * | 4/1962 | Hyatt | | D7/587 |
| D322,758 S * | 12/1991 | Haire | | D9/430 |
| D346,520 S * | 5/1994 | Barfield | | D6/552 |
| D607,321 S * | 1/2010 | Mark | | D9/423 |
| D675,820 S * | 2/2013 | Campanella | | D3/238 |
| D720,559 S * | 1/2015 | Pitti | | D6/661 |
| 9,272,196 B2 * | 3/2016 | Kropff | | A63B 69/0013 |
| D807,678 S * | 1/2018 | Mark | | D7/354 |
| D816,164 S * | 4/2018 | Riccobono | | D19/113 |

| | | | | |
|-------------------|---------|-----------|-------|--------------|
| D827,392 S * | 9/2018 | Sternberg | | D7/631 |
| 2011/0281671 A1 * | 11/2011 | Chen | | A63B 69/0053 |
| | | | | 473/417 |
| 2014/0194229 A1 * | 7/2014 | Kropff | | A63B 69/0013 |
| | | | | 473/499 |
| 2016/0107059 A1 * | 4/2016 | Brossman | | A63B 69/0075 |
| | | | | 473/417 |
| 2017/0044662 A1 * | 2/2017 | Yamashita | | C23C 14/562 |

OTHER PUBLICATIONS

Leanna. "Sandwich Recipes for Kids." A Pretty DIY Home. May 15, 2016. Web. Dec. 10, 2020. <<https://prettydiyhome.com/sandwich-recipe-kids-fairy-huts/>>.*

* cited by examiner

Primary Examiner — Katie Jane Stofko

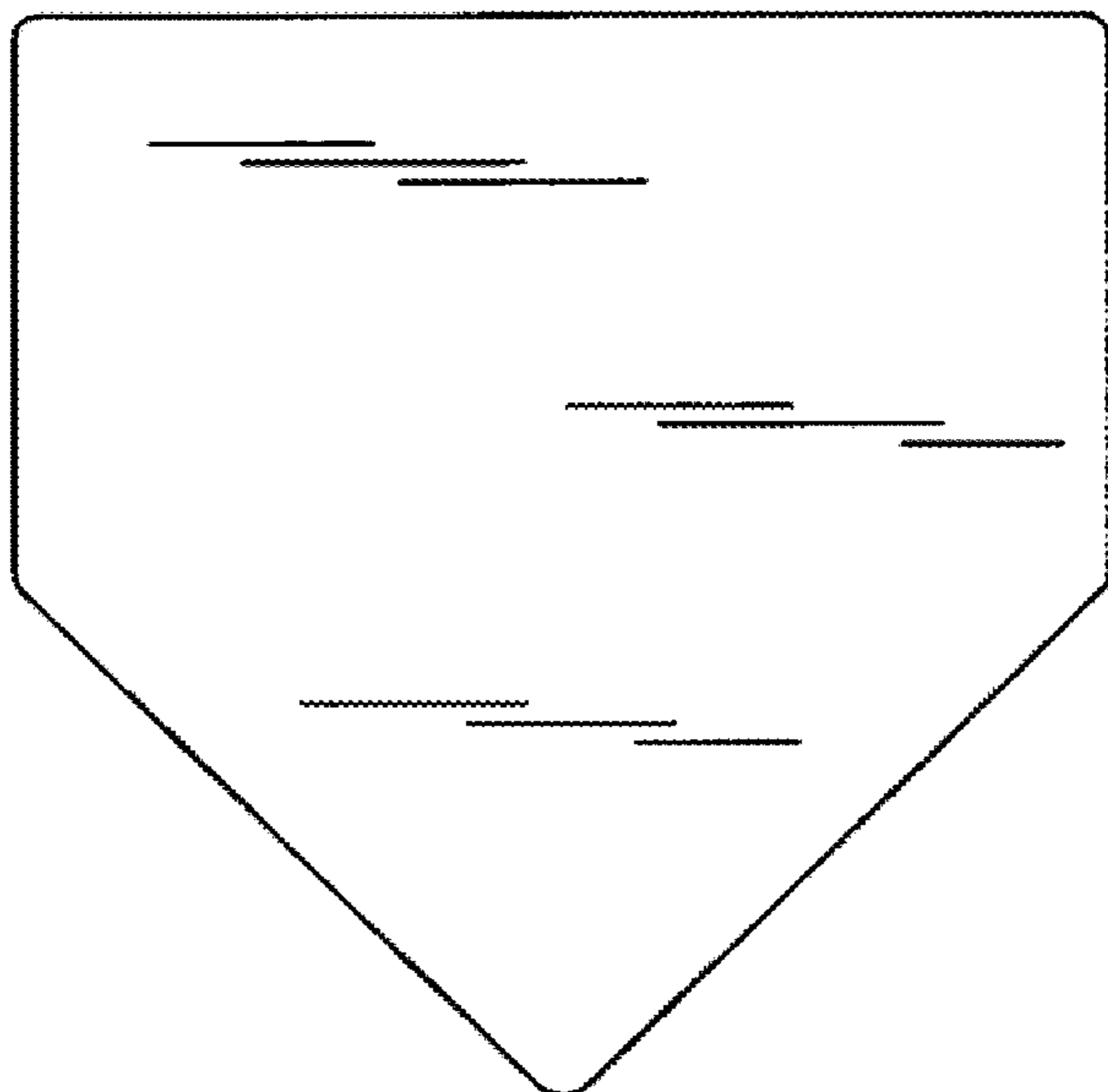
(57) **CLAIM**

The ornamental design for a home plate shaped sandwich, as shown and described.

DESCRIPTION

FIG. 1 is a perspective view of a home plate shaped sandwich, showing my new design;
FIG. 2 is a top plan view thereof, the bottom plan view being a mirror image thereof;
FIG. 3 is a front elevation view thereof;
FIG. 4 is a rear elevation view thereof; and,
FIG. 5 is a left side elevation view, the right side elevation view being a mirror image thereof.

1 Claim, 1 Drawing Sheet



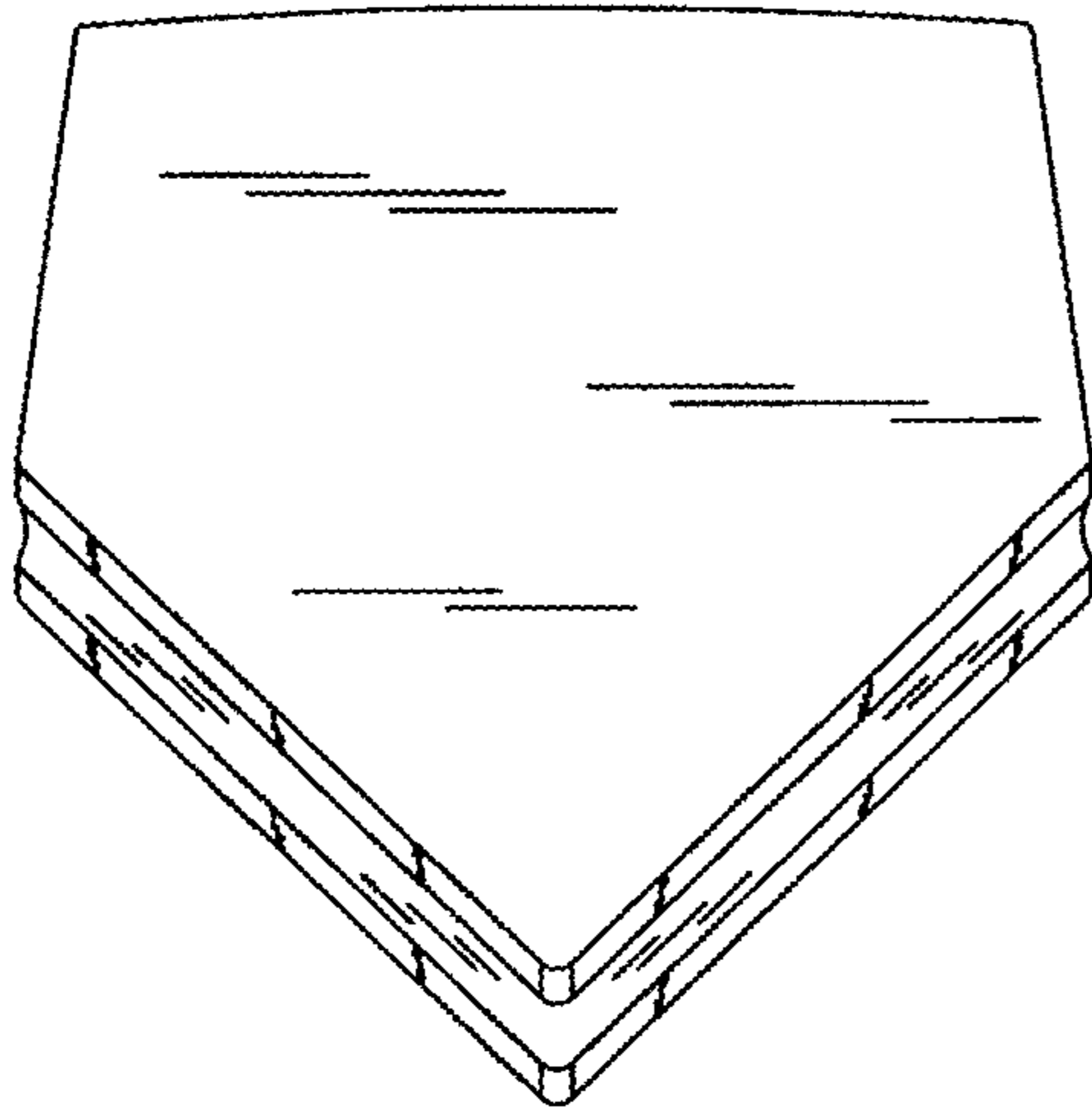


FIG. 1

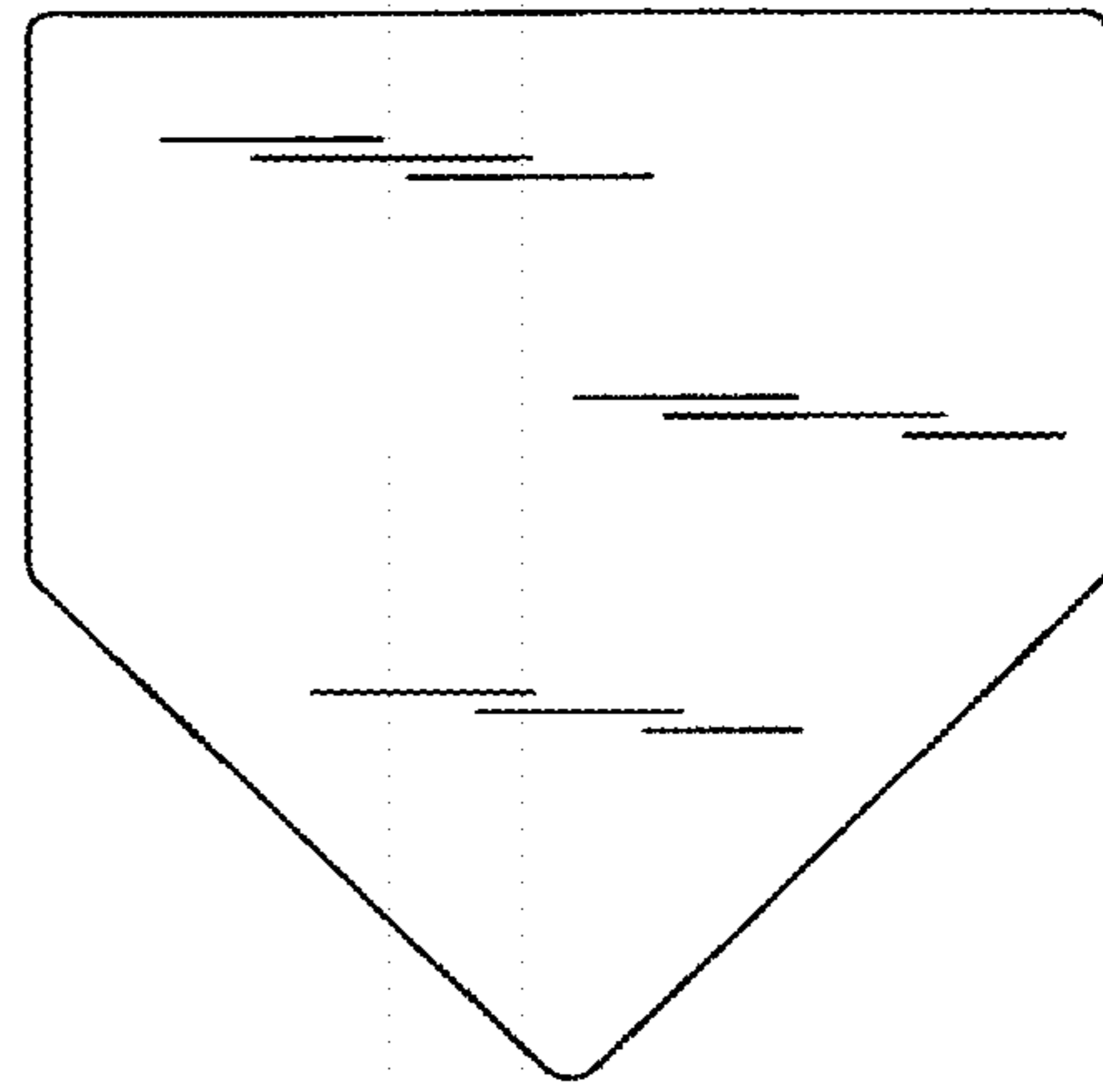


FIG. 2



FIG. 3



FIG. 4



FIG. 5