

US00D937530S

(12) **United States Design Patent**
Granger Duits

(10) **Patent No.:** **US D937,530 S**

(45) **Date of Patent:** **** Nov. 30, 2021**

(54) **URN**

(71) Applicant: **Funeral Products B.V.**, Eindhoven
(NL)

(72) Inventor: **Giselle Granger Duits**, Eindhoven
(NL)

(73) Assignee: **Funeral Products B.V.**

(**) Term: **15 Years**

(21) Appl. No.: **29/731,549**

(22) Filed: **Apr. 16, 2020**

(30) **Foreign Application Priority Data**

Dec. 20, 2019 (EM) 007438627-0001

(51) **LOC (13) Cl.** **99-00**

(52) **U.S. Cl.**
USPC **D99/5**; D99/3

(58) **Field of Classification Search**

USPC D99/5, 3; D7/624.1, 588, 586, 555, 544,
D7/540, 565, 570, 566, 672, 584;
D11/162, 82, 2, 137, 127, 204, 211, 217,
D11/219, 223; 63/15, 20; 24/113 R;
D21/650; D26/73, 87, 98, 26, 9;
D2/976, 940, 941; D6/564, 674.1;
D14/207, 219, 209.1; D8/378; D23/367,
D23/368; 428/28.16; 362/32; 239/57;
D24/230; D28/80, 77, 79, 8.2;
131/240.1; D1/112, 100, 106, 122, 199,
D1/104, 127; D27/115, 113; D30/121,
D30/124, 129, 131, 132, 133; 16/86 A;
220/903; 215/393; 248/346.11; 426/138
CPC A61G 17/08; A61G 17/00; A44C 1/00;
A44C 9/0023; A44C 25/00; A44C 9/00;
A47G 11/00

See application file for complete search history.

(56) **References Cited**

U.S. PATENT DOCUMENTS

1,077,100 A * 10/1913 Sheline 428/16
1,659,315 A * 2/1928 Dailey A61C 3/04
206/63.5
2,090,106 A * 8/1937 Carlson A44C 1/00
24/709.4
D134,860 S * 1/1943 Dreitzer D7/544
D143,966 S * 2/1946 Fisk et al. D11/2
D160,787 S * 11/1950 Jaaj D2/976
2,725,654 A * 12/1955 Kosikar B44F 9/00
428/16
2,727,645 A * 12/1955 Dore A47G 23/03
215/393
2,734,517 A * 2/1956 Ferraro A45D 33/26
132/295
3,016,178 A * 1/1962 Knocks B65D 11/10
229/116.2
D192,241 S * 2/1962 Vogel D12/199

(Continued)

FOREIGN PATENT DOCUMENTS

CH 132112-0001 * 9/2005
EM 000768635-0002 * 8/2007

Primary Examiner — Paula Allen Greene

(74) *Attorney, Agent, or Firm* — Fresh IP PLC; Clifford
D. Hyra; Aubrey Y. Chen

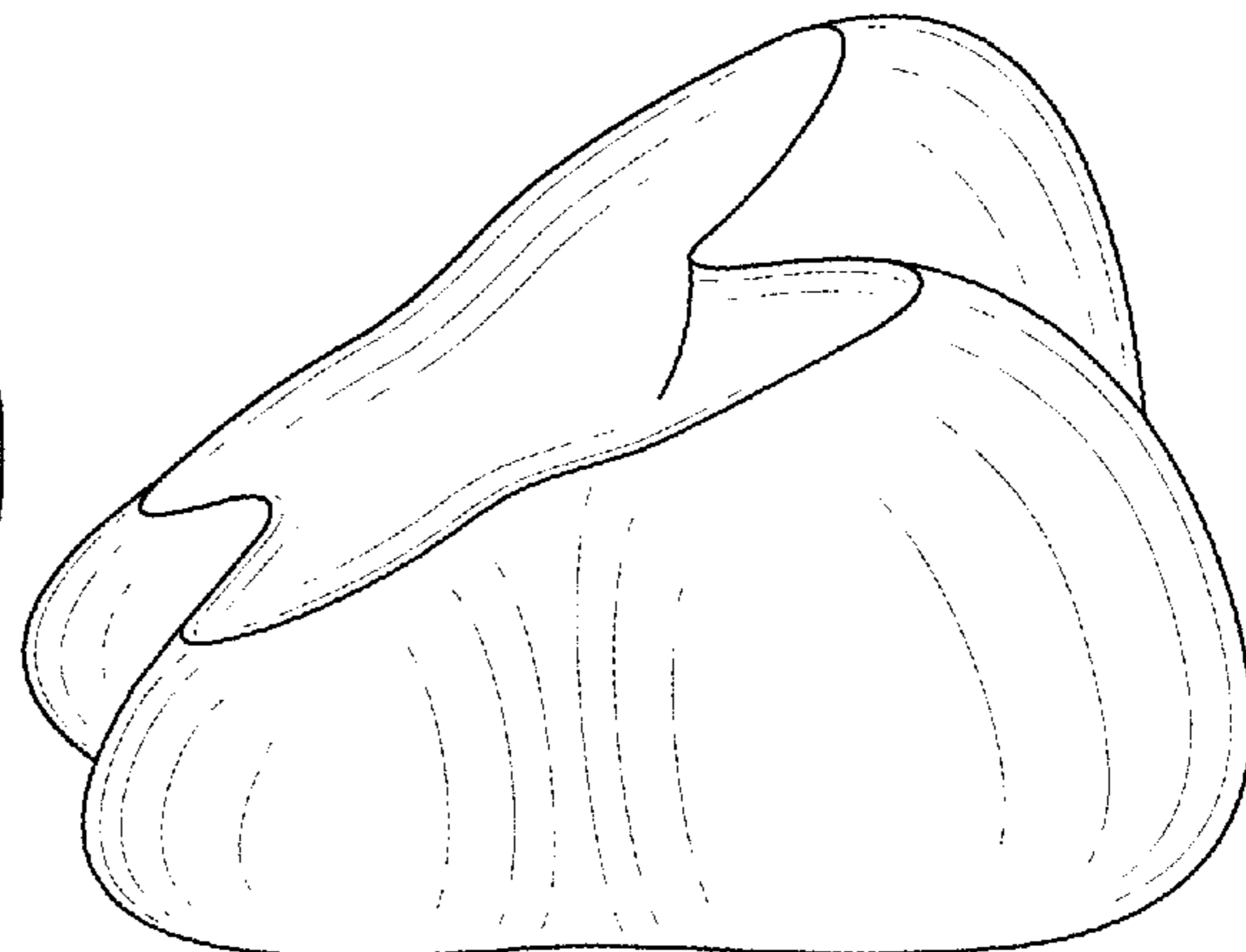
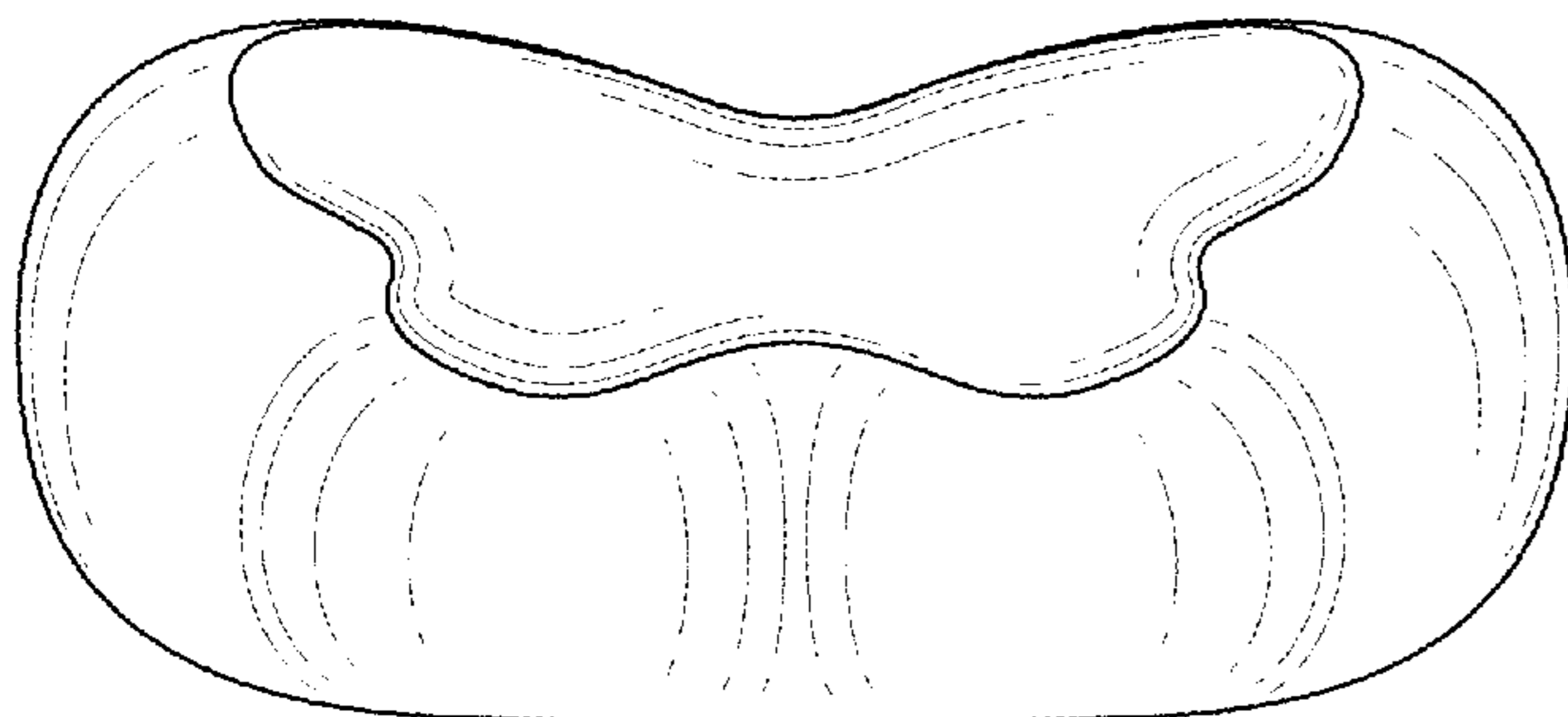
(57) **CLAIM**

The ornamental design for an urn, as shown and described.

DESCRIPTION

FIG. 1 is a top perspective view of an urn showing the new design;
FIG. 2 is another top perspective view thereof;
FIG. 3 is a rear view thereof;
FIG. 4 is a right-side view thereof;
FIG. 5 is a top view thereof; and,
FIG. 6 is a bottom view thereof.

1 Claim, 6 Drawing Sheets



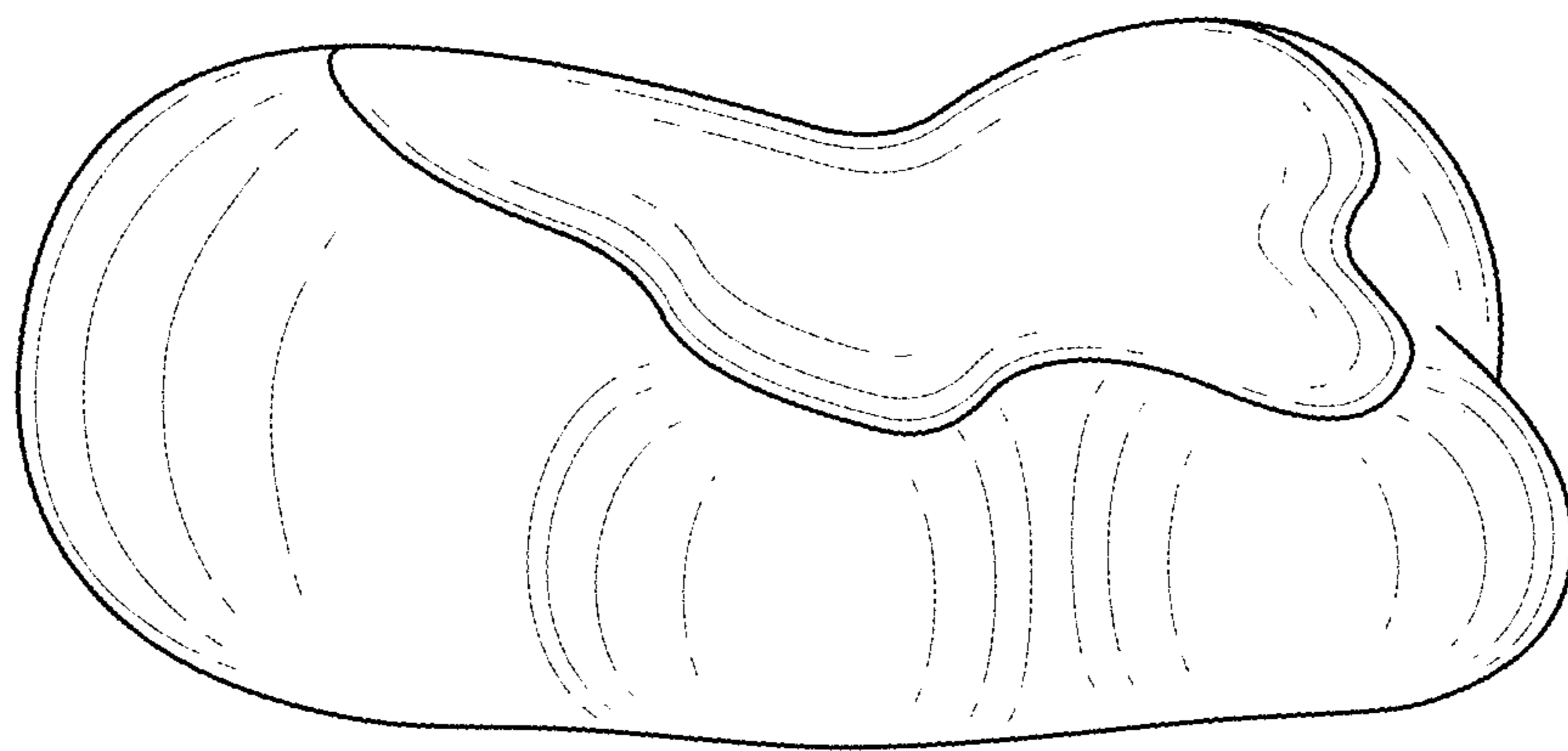


FIG. 1

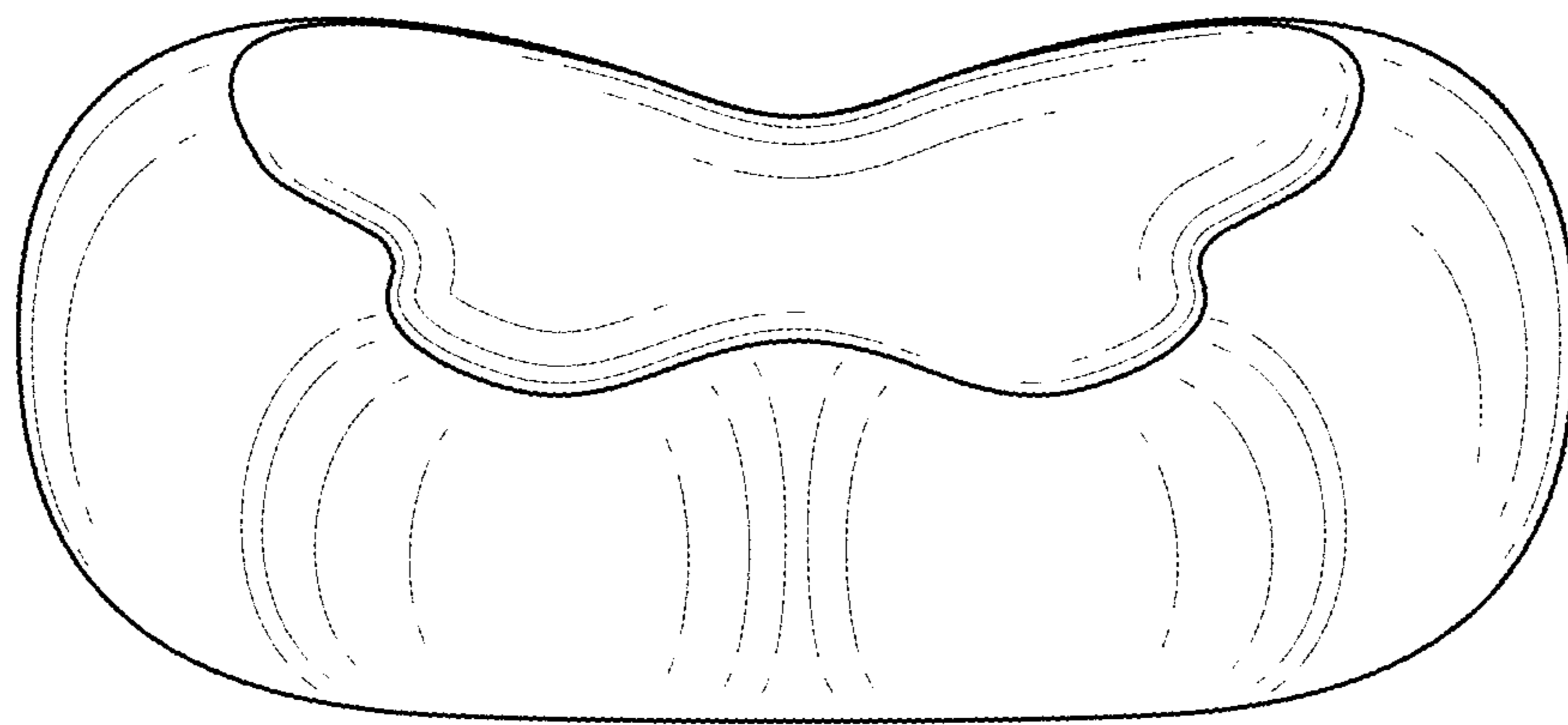


FIG. 2

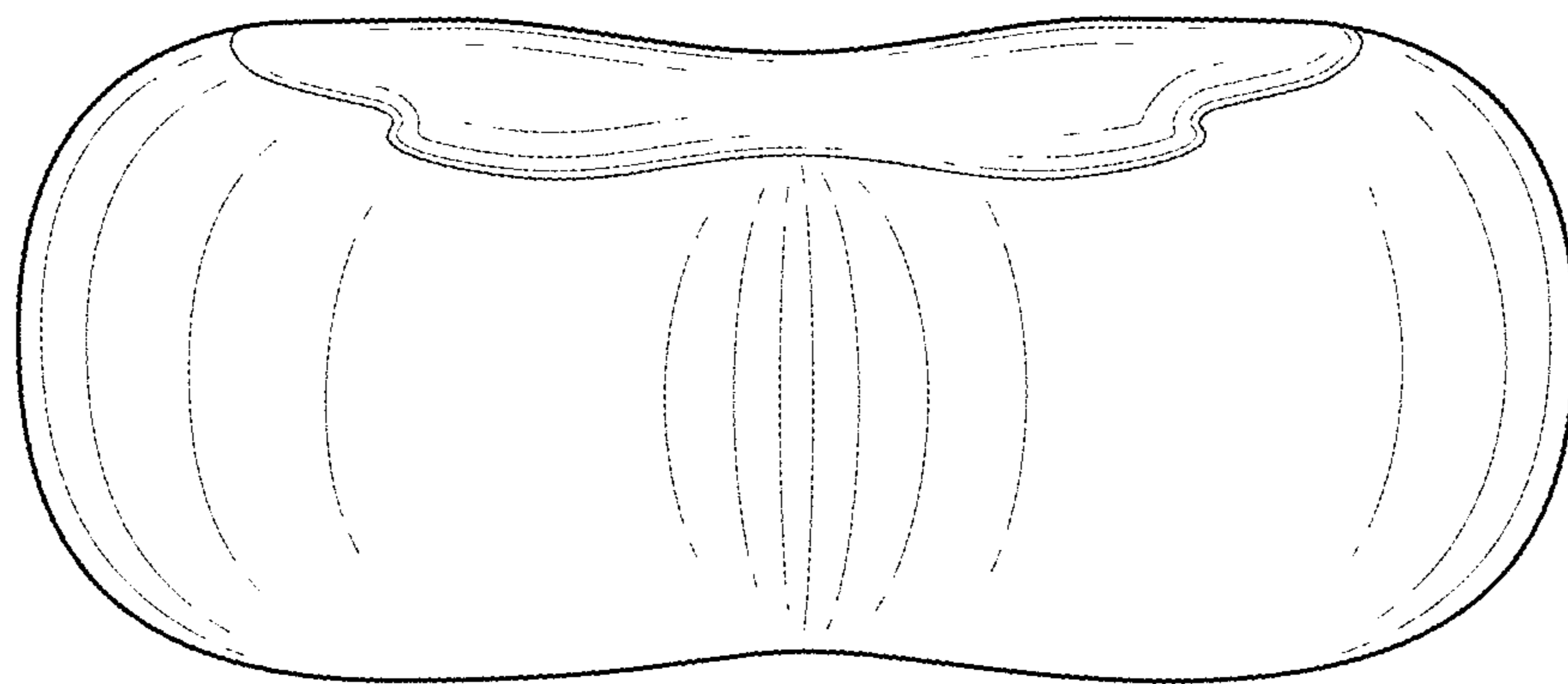


FIG. 3

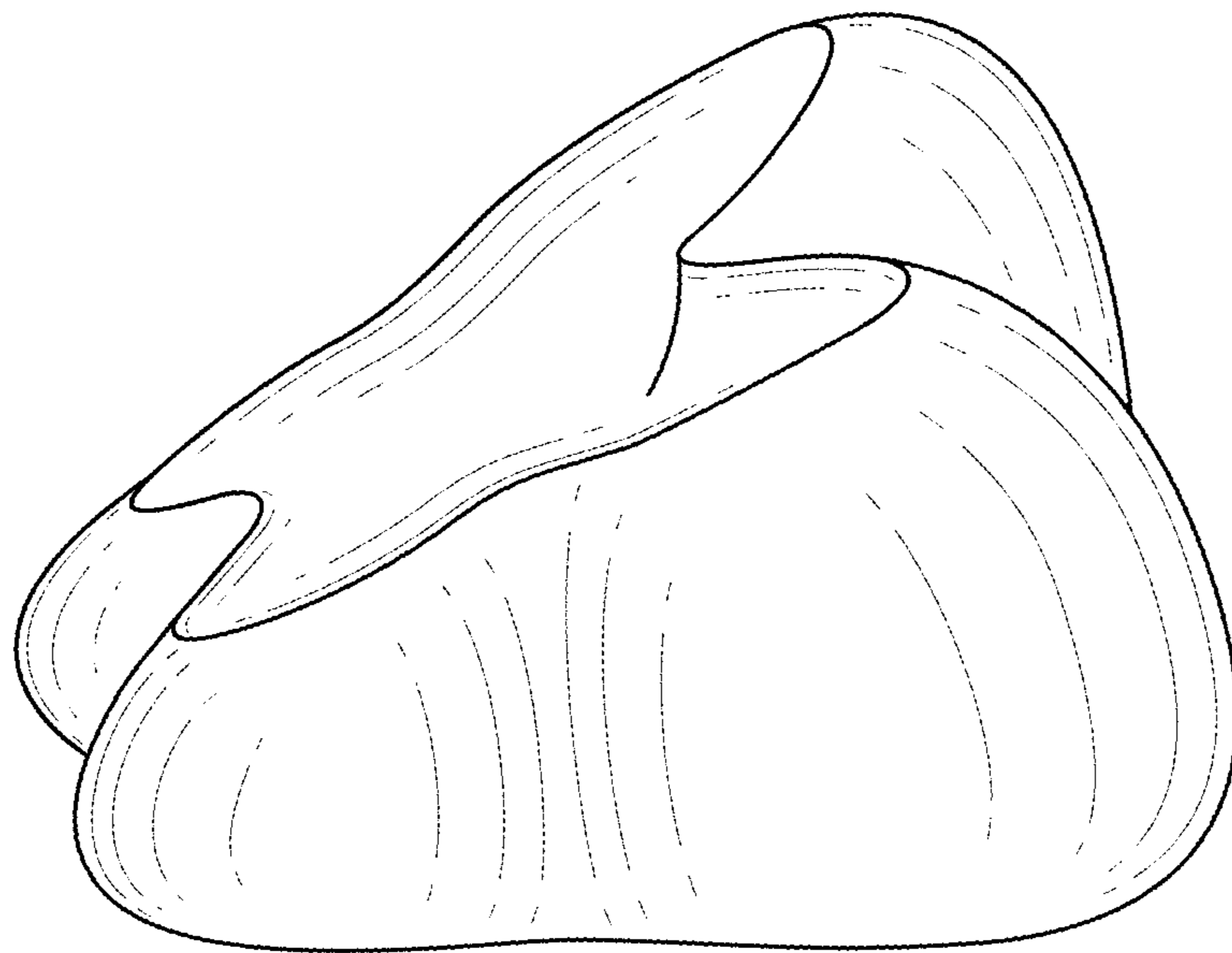


FIG. 4

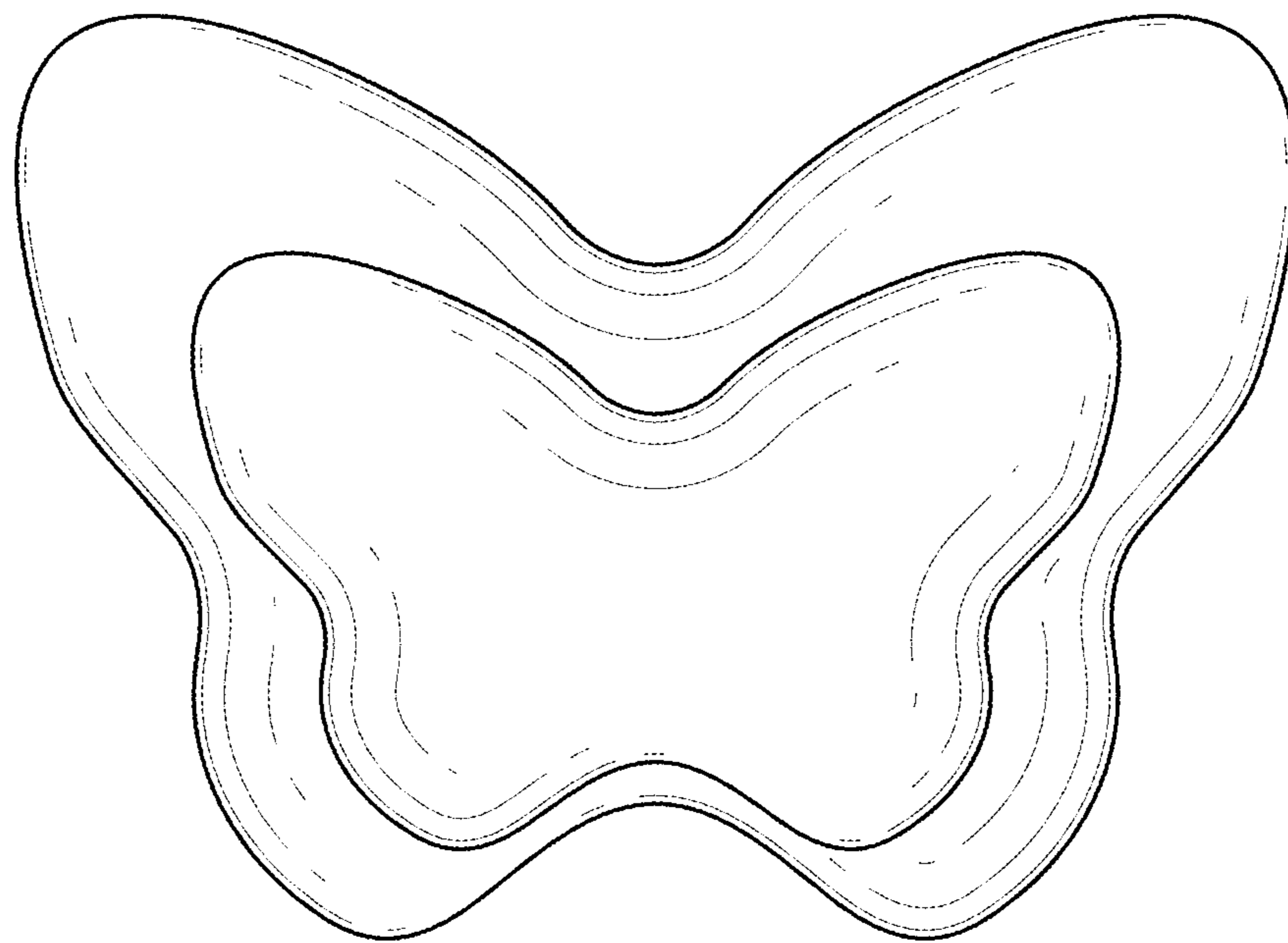


FIG. 5

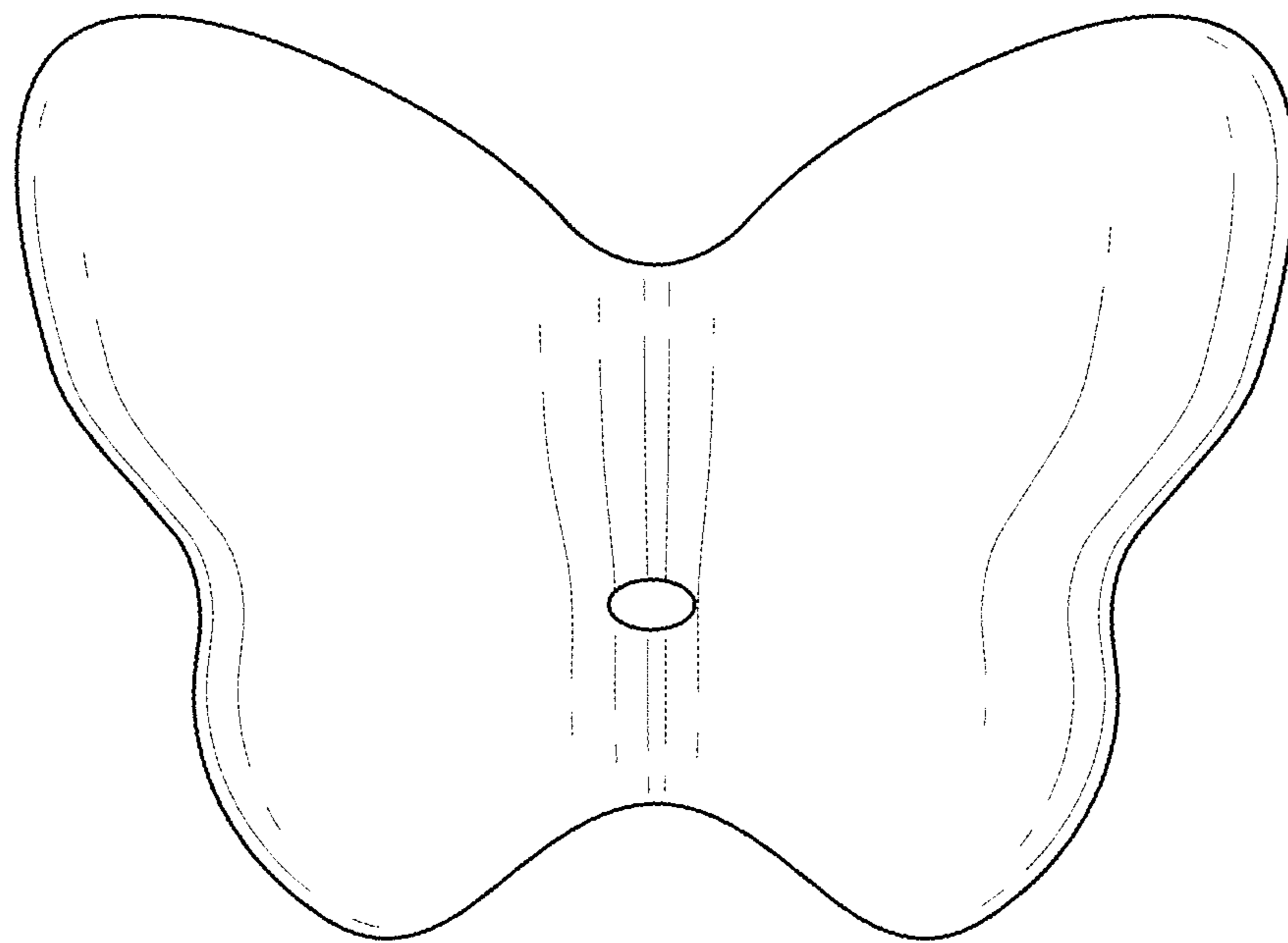


FIG. 6