



US00D937500S

(12) **United States Design Patent**
Wu

(10) **Patent No.:** **US D937,500 S**

(45) **Date of Patent:** **** Nov. 30, 2021**

(54) **SLOW FEEDER MAT FOR PET**

OTHER PUBLICATIONS

(71) Applicant: **Xiu Wu**, Shenzhen (CN)

“Matier 2 pc Dog Lick Mat” available Sep. 4, 2020, [online], [site visited Sep. 22, 2021]. Retrieved from Internet, URL:https://www.amazon.com/Matier-Anxiety-Silicone-Grooming-Distracts/dp/B08CMN6Z93/ref=sr_1_3_sspa (Year: 2020).*

(72) Inventor: **Xiu Wu**, Shenzhen (CN)

“Tuuzeo Slow Feeder Dog Bowls” available Oct. 10, 2020, [online], [site visited Sep. 22, 2021]. Retrieved from Internet, URL:https://www.amazon.com/Tuuzeo-Paw-Shaped-Calming-Anxiety-Version/dp/B08M62TPML/ref=sr_1_139 (Year: 2020).*

(**) Term: **15 Years**

(21) Appl. No.: **29/736,099**

(22) Filed: **May 27, 2020**

* cited by examiner

(51) **LOC (13) Cl.** **30-07**

(52) **U.S. Cl.**

USPC **D30/121**; D30/199

(58) **Field of Classification Search**

USPC D30/121, 122, 129–133, 199; 119/51.01, 119/51.02, 51.03, 51.11, 51.15, 51.5, 70, 119/52.1, 52.3, 52.4, 53, 53.5, 54, 57.92, 119/61.1, 61.3, 61.5, 61, 52, 61.53, 61.54, 119/61.55, 68, 72, 73, 74, 75, 78, 174

CPC . A01K 5/00; A01K 7/00; A01K 39/02; A01K 39/04; A01K 39/0213; A01K 5/0114; A01K 5/0121; A01K 5/0135; A01K 7/005

See application file for complete search history.

Primary Examiner — W. A. Teddy Falloway

Assistant Examiner — Katrina N Gonzalez

(74) *Attorney, Agent, or Firm* — Novoclaims Patent Services LLC; Mei Lin Wong

(57) **CLAIM**

The ornamental design for a slow feeder mat for pet, as shown and described.

(56) **References Cited**

DESCRIPTION

U.S. PATENT DOCUMENTS


D894,501 S * 8/2020 Roost D30/133
D897,050 S * 9/2020 Wang D30/121
2013/0337081 A1* 12/2013 Matsumoto B01F 11/0208
424/600
2018/0133991 A1* 5/2018 Tsengas A01K 7/00

FIG. 1 is a perspective view of a slow feeder mat for pet showing my new design;
FIG. 2 is a rear perspective view thereof;
FIG. 3 is a front view thereof;
FIG. 4 is a rear view thereof;
FIG. 5 is a left side view thereof;
FIG. 6 is a right side view thereof;
FIG. 7 is a top view thereof; and,
FIG. 8 is a bottom view thereof.

FOREIGN PATENT DOCUMENTS

EM 008005045-0001 * 6/2020
EM 008005045-0002 * 6/2020

1 Claim, 8 Drawing Sheets






FIG.1

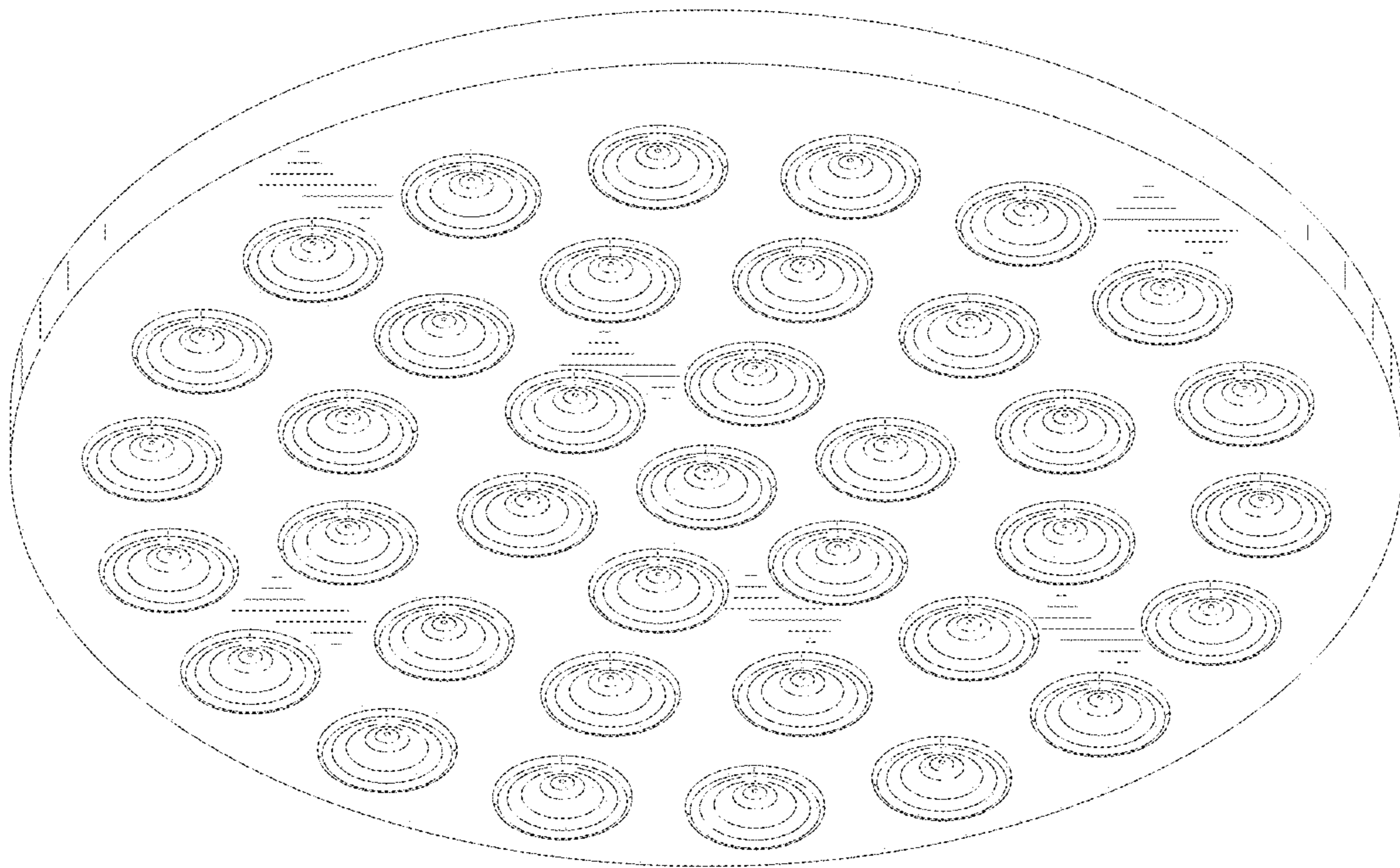


FIG.2




FIG.3




FIG.4

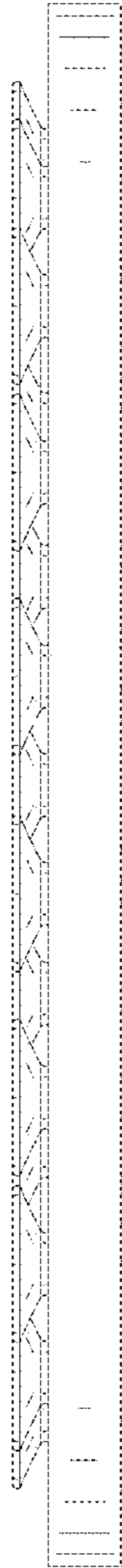


FIG.5



FIG.6

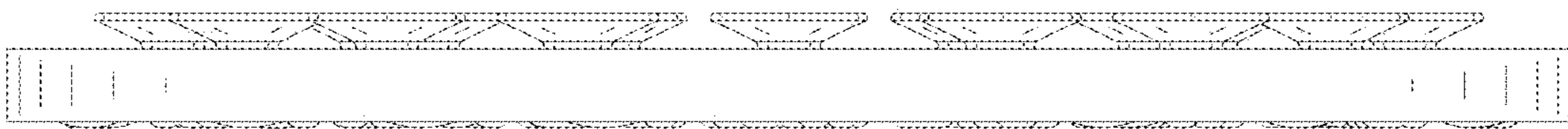


FIG.7

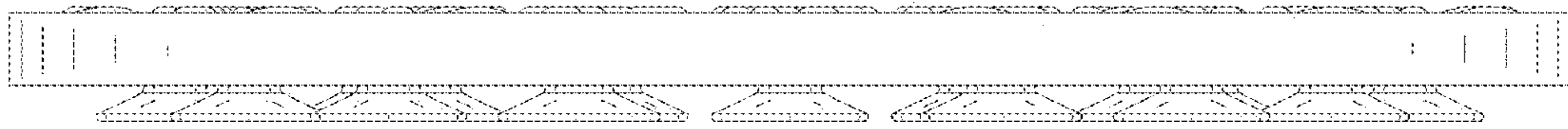


FIG.8