



US00D937493S

(12) **United States Design Patent**
Noordzij

(10) **Patent No.:** **US D937,493 S**

(45) **Date of Patent:** **** Nov. 30, 2021**

- (54) **HELMET**
- (71) Applicant: **Gentex Corporation**, Simpson, PA (US)
- (72) Inventor: **Duco Noordzij**, Roslindale, MA (US)
- (73) Assignee: **GENTEX CORPORATION**, Simpson, PA (US)
- (**) Term: **15 Years**
- (21) Appl. No.: **29/692,133**
- (22) Filed: **May 22, 2019**
- (51) **LOC (13) Cl.** **02-03**
- (52) **U.S. Cl.**
USPC **D29/106**
- (58) **Field of Classification Search**
USPC D29/102–110, 122
CPC A42B 3/00; A42B 3/04; A42B 3/0406;
A42B 3/08; A42B 1/0181; A42B 3/085;
A42B 3/16; A42B 3/18; A42B 3/185;
A42B 3/20; A42B 3/205; A42B 3/22;
A42B 3/221; A42B 3/222; A42B 3/223;
A42B 3/225; A42B 3/228; A42B 3/042;
A42B 3/0453; A42B 3/046; A42B 3/30;
A41D 13/1184; F41H 1/04; F41H 1/06;
F41H 1/08
See application file for complete search history.

(56) **References Cited**

U.S. PATENT DOCUMENTS

- 1,660,375 A * 2/1928 Dieterle A42B 3/00
2/423
- 2,081,335 A * 5/1937 Levinson A42B 3/00
2/412
- 6,720,870 B2 * 4/2004 Morse B60Q 1/2676
340/468

- 6,795,977 B2 * 9/2004 Basson A42B 3/042
2/422
- 6,820,285 B2 * 11/2004 Bataille A42B 3/042
2/422
- 7,234,173 B2 * 6/2007 McCalla A42B 3/04
2/422
- D679,866 S * 4/2013 Basson D29/106
- 8,826,463 B2 * 9/2014 Teetzel F41G 1/00
2/6.2
- 8,908,389 B2 * 12/2014 Teetzel H02J 1/00
361/807
- 9,456,649 B2 * 10/2016 Basson A42B 3/042
- D827,207 S * 8/2018 Garcia Mansilla D29/106
- 10,959,473 B2 * 3/2021 Chen A42B 3/0406
- 2018/0192726 A1 * 7/2018 Chen A42B 3/04

* cited by examiner

Primary Examiner — Kimberly Barnes

(74) *Attorney, Agent, or Firm* — Morgan, Lewis & Bockius LLP

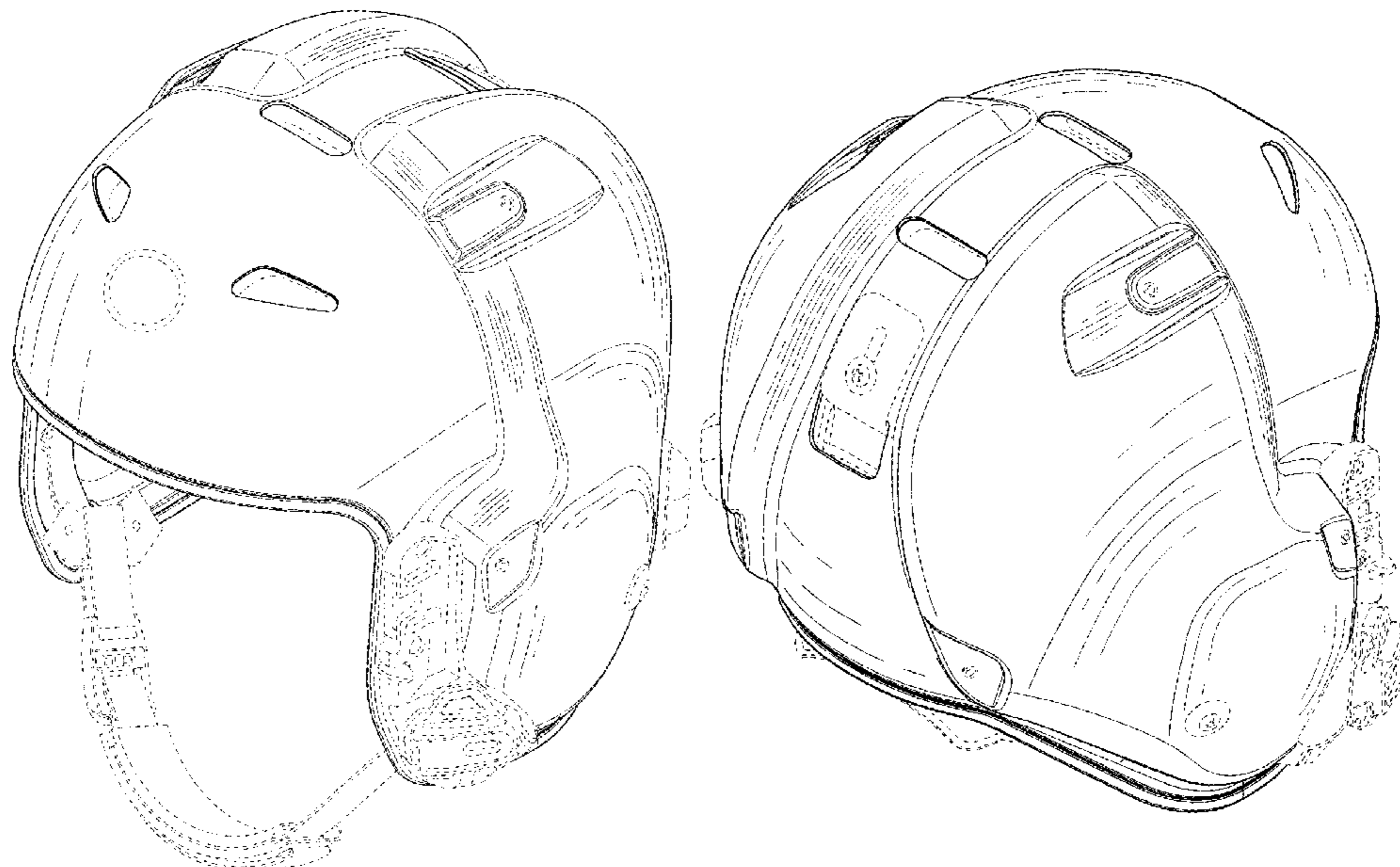
(57) **CLAIM**

The ornamental design for a helmet, as shown and described.

DESCRIPTION

FIG. 1 is a front perspective view of a helmet showing my new design;
 FIG. 2 is a rear perspective view thereof;
 FIG. 3 is a front elevational view thereof;
 FIG. 4 is a rear elevational view thereof;
 FIG. 5 is a left-side elevational view thereof;
 FIG. 6 is a right-side elevational view thereof;
 FIG. 7 is a top plan view thereof; and,
 FIG. 8 is a bottom plan view thereof.
 The broken lines immediately adjacent the shaded areas represent the bounds of the claimed design while all other broken lines are directed to portions of the helmet that form no part of the claimed design.

1 Claim, 8 Drawing Sheets



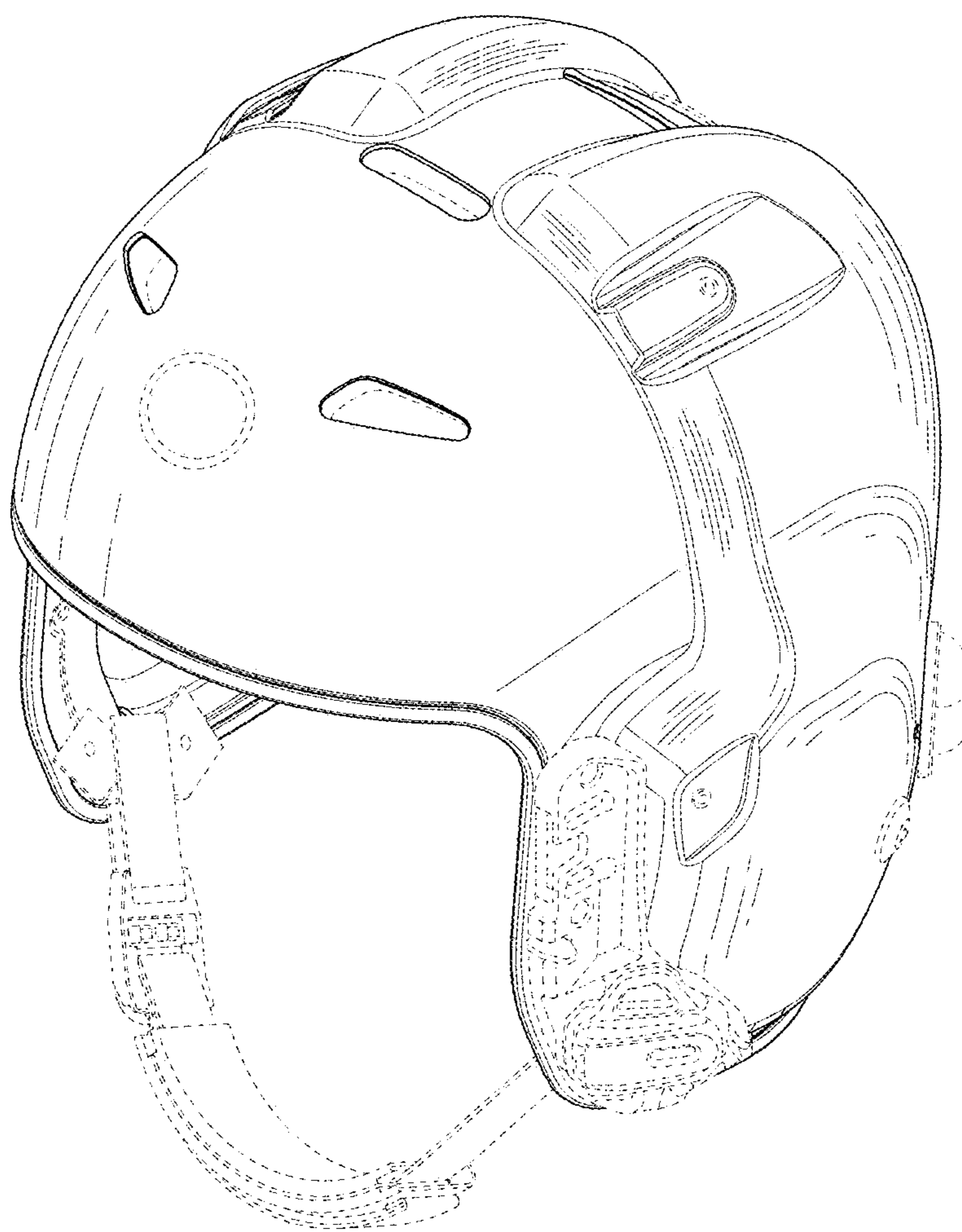


FIG. 1




FIG. 2



FIG. 3

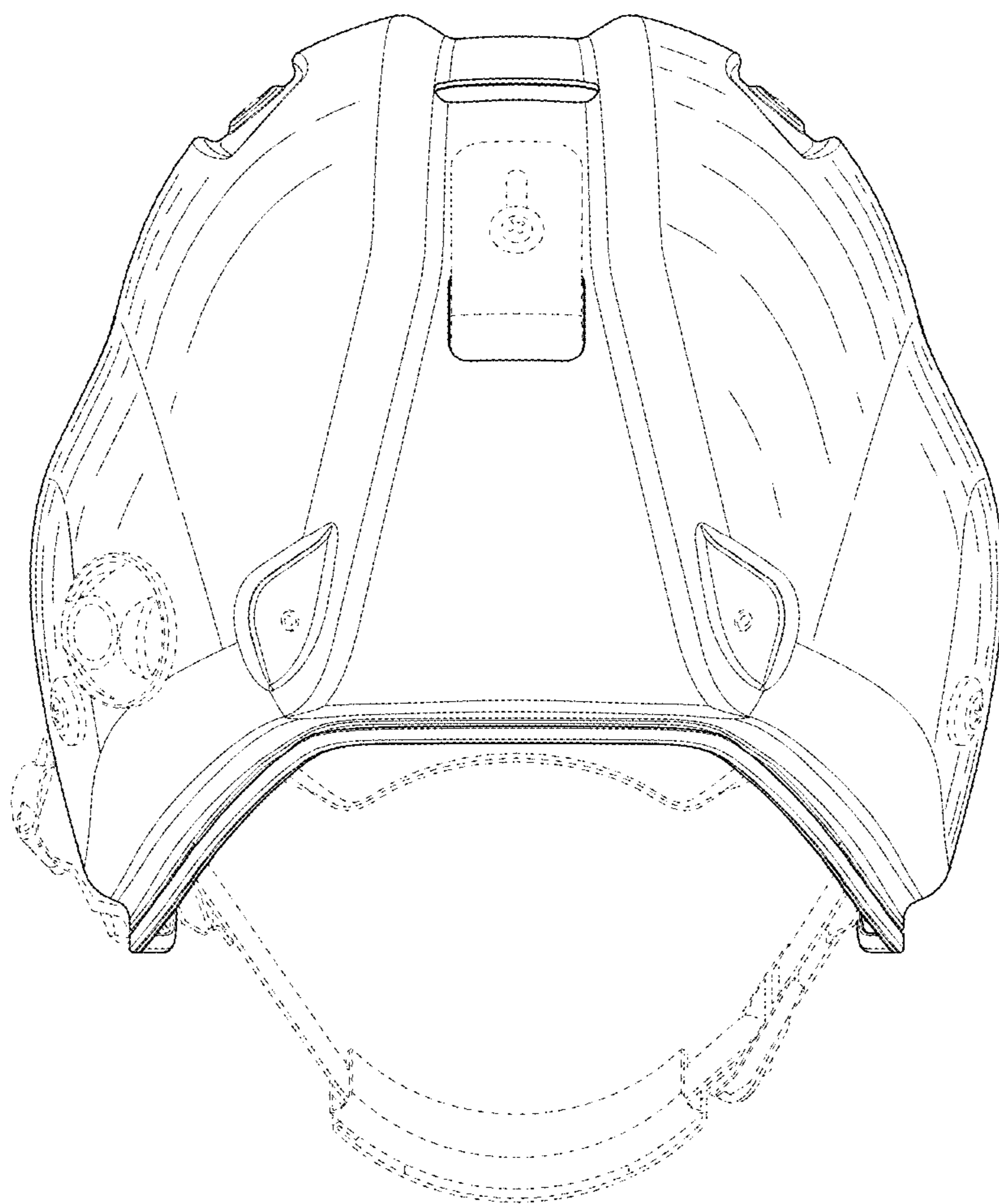


FIG. 4

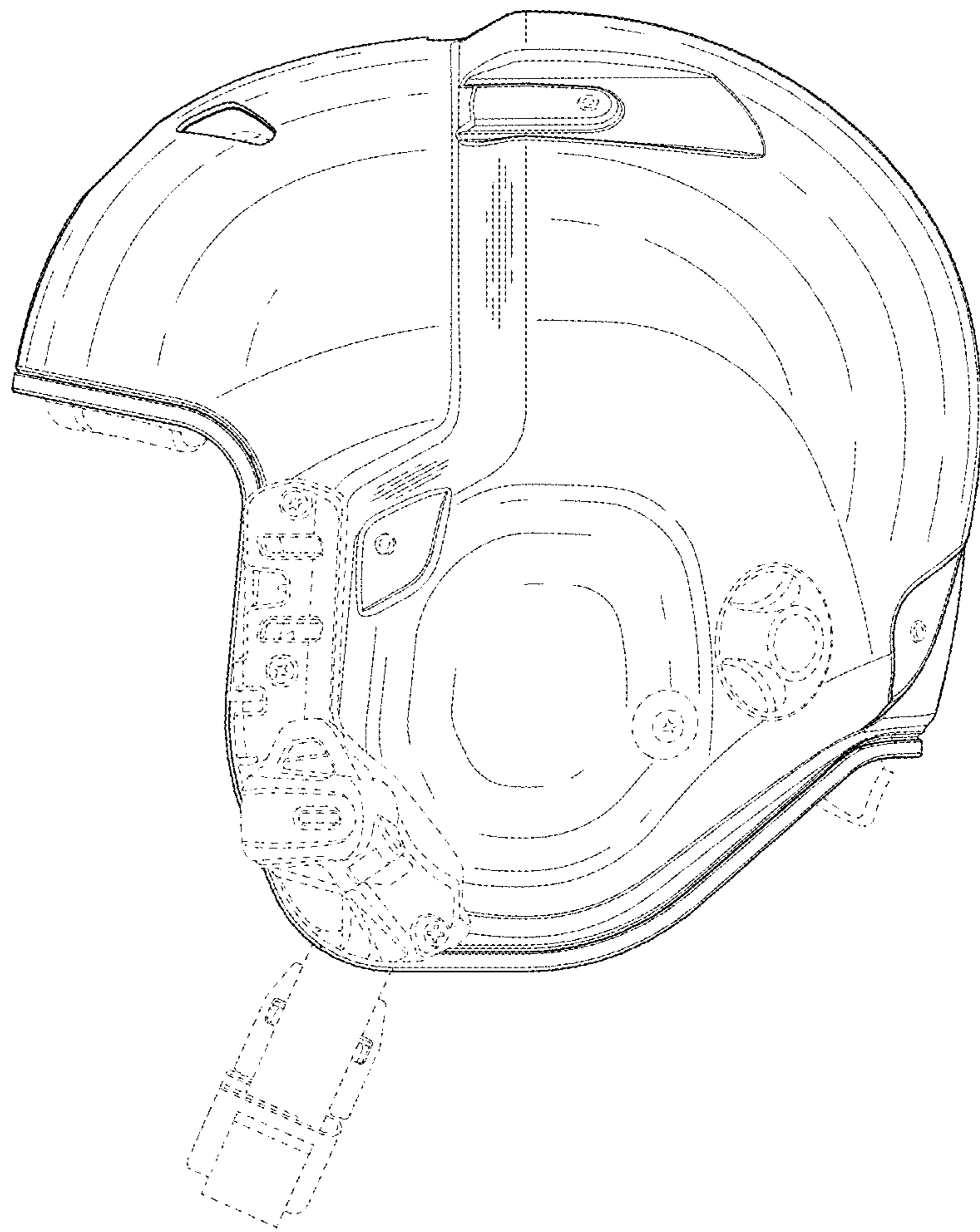


FIG. 5

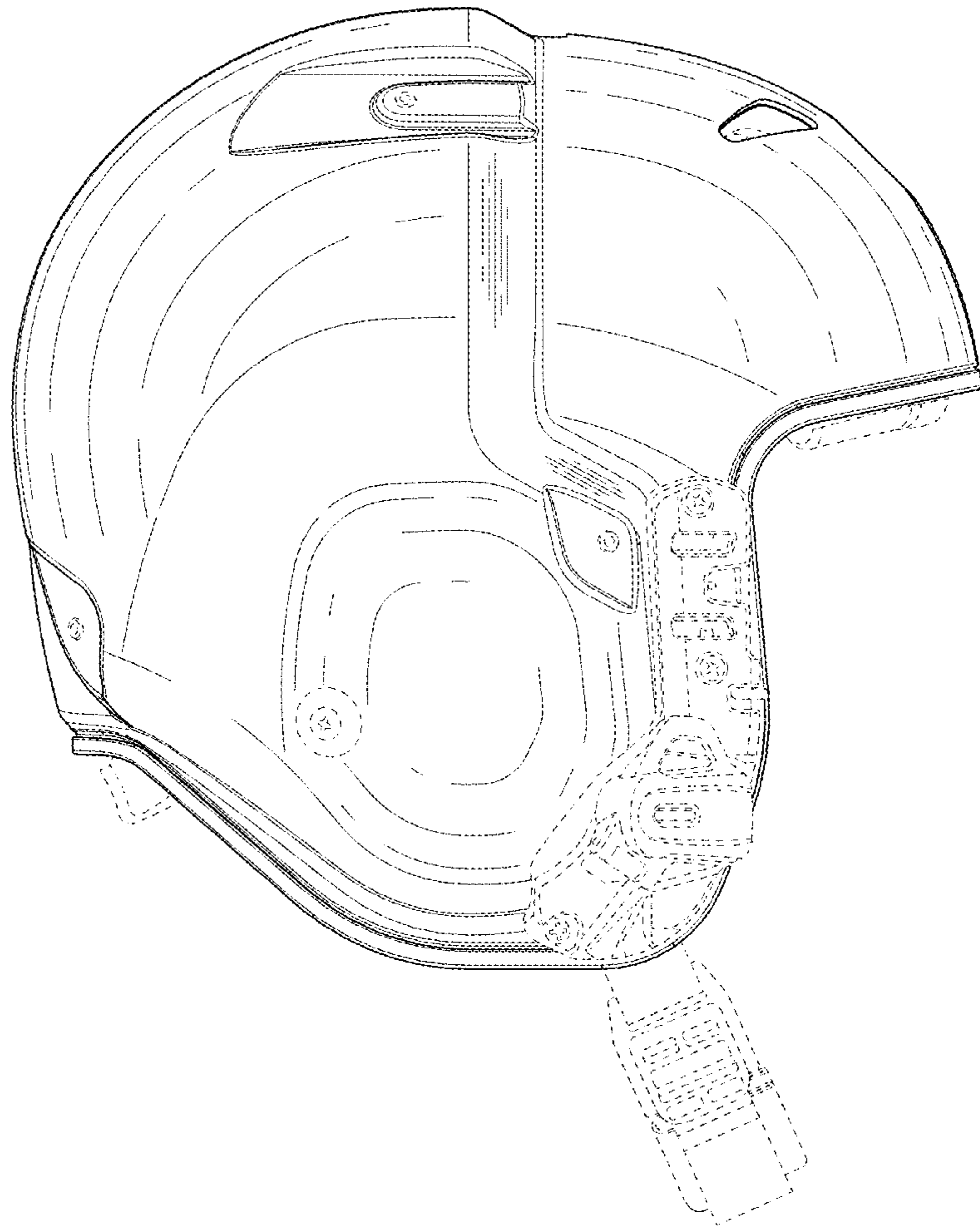


FIG. 6

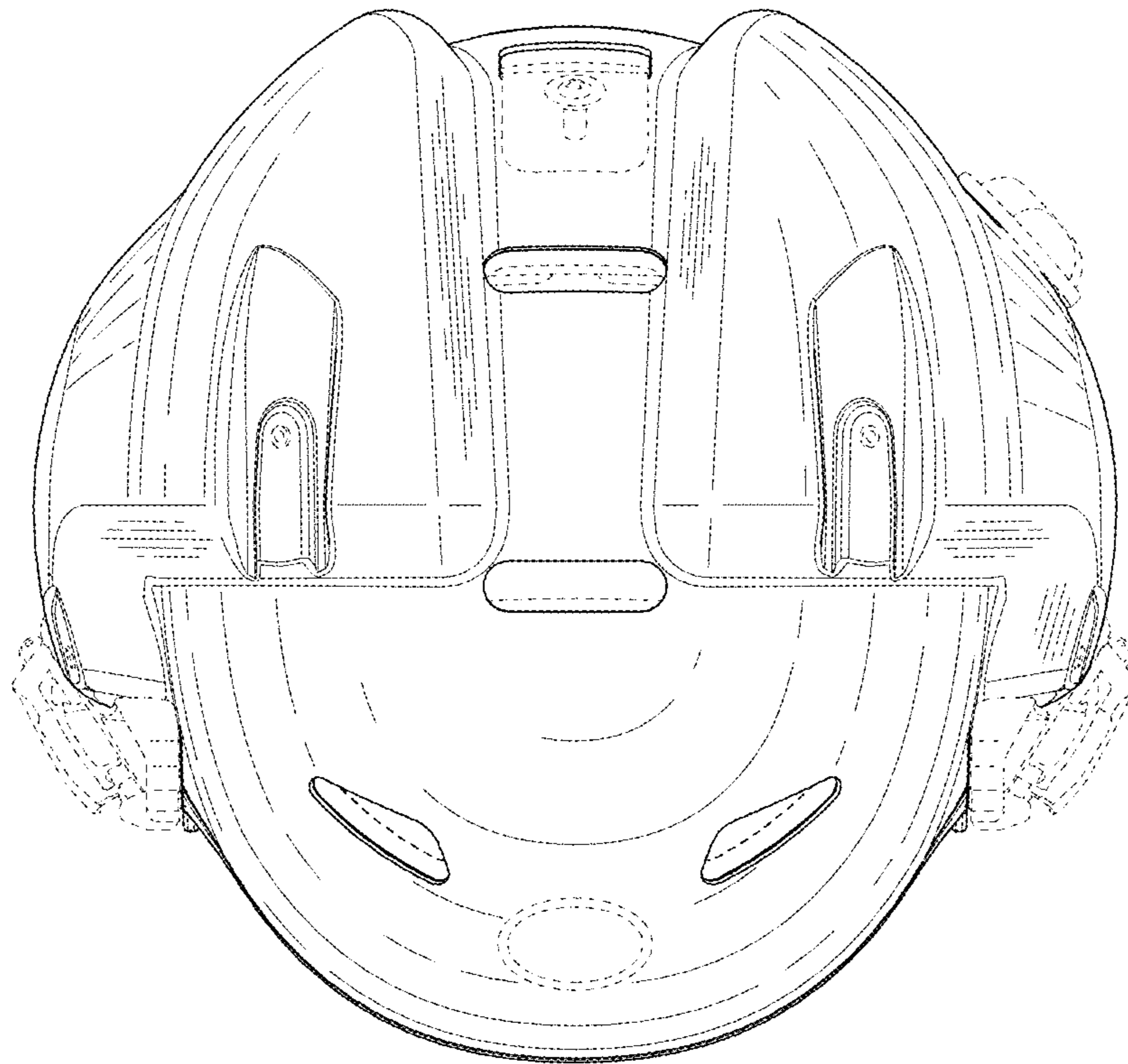


FIG. 7

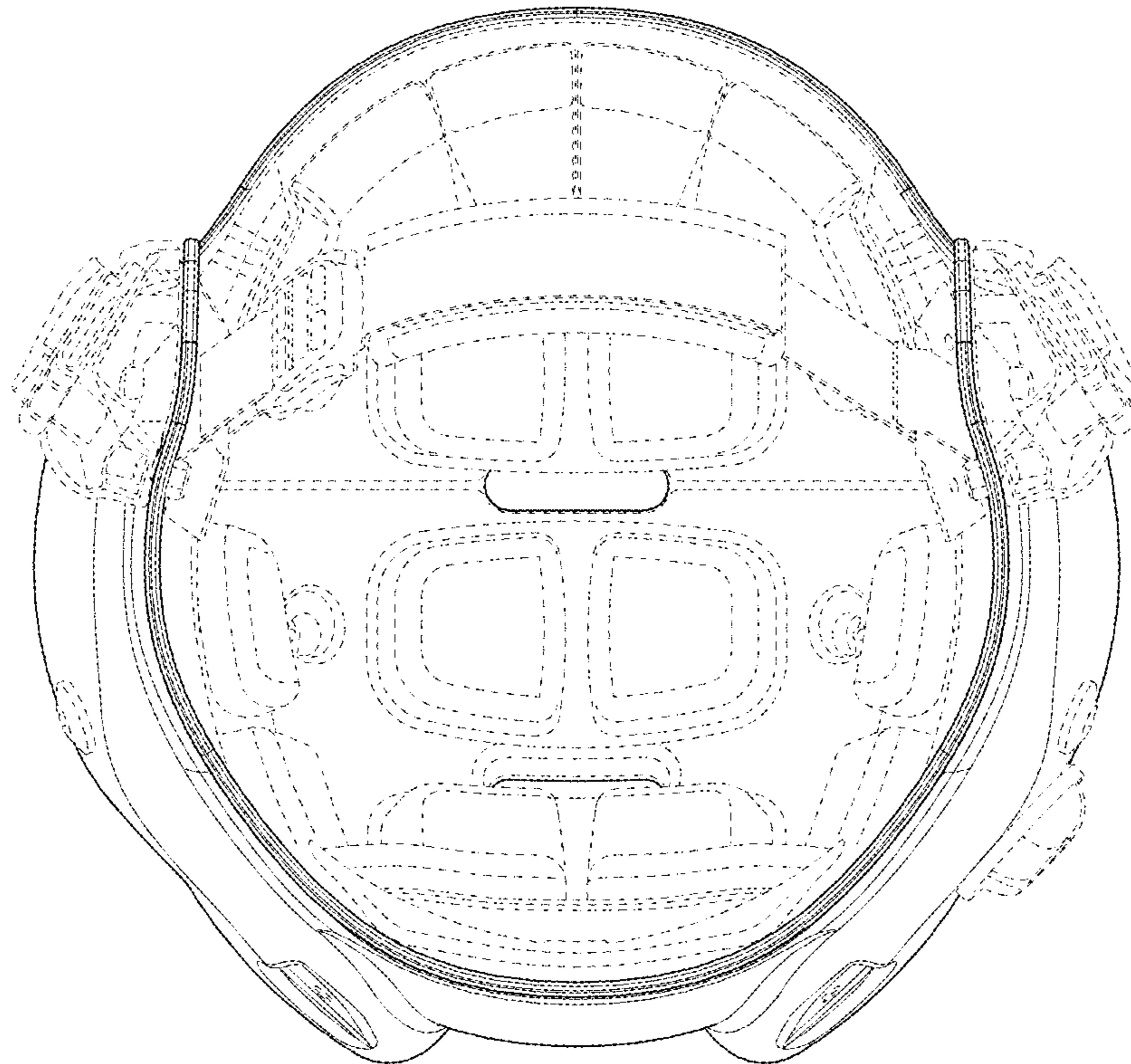


FIG. 8