



US00D937484S

(12) **United States Design Patent**
Hu

(10) **Patent No.:** **US D937,484 S**

(45) **Date of Patent:** **** Nov. 30, 2021**

(54) **HAIR DRYER**

(71) Applicant: **Yongkang Hebang Tools Co., Ltd.**,
Zhejiang (CN)

(72) Inventor: **Yao Hu**, Zhejiang (CN)

(73) Assignee: **YONGKANG HEBANG TOOLS**
CO., LTD., Zhejiang (CN)

(**) Term: **15 Years**

(21) Appl. No.: **29/739,558**

(22) Filed: **Jun. 26, 2020**

(30) **Foreign Application Priority Data**

Jan. 3, 2020 (CN) 202030003382.X

(51) **LOC (13) Cl.** **28-03**

(52) **U.S. Cl.**
USPC **D28/13**

(58) **Field of Classification Search**
USPC D28/12-19; D8/29.1
CPC A45D 20/00; A45D 20/08; A45D 20/10;
A45D 20/12; A45D 20/122; A45D
20/124; A45D 2020/128
See application file for complete search history.

(56) **References Cited**

U.S. PATENT DOCUMENTS

D716,492 S * 10/2014 Dyson A45D 20/12
D28/13

D782,732 S * 3/2017 Smith D28/13
D782,733 S * 3/2017 Smith D28/13
D791,407 S * 7/2017 Smith D28/13
9,808,067 B2 * 11/2017 Sutter A45D 20/10
10,660,418 B2 * 5/2020 deGroot A45D 20/122
2016/0206077 A1 * 7/2016 Stephens B05B 1/02

* cited by examiner

Primary Examiner — Zenia I Bennett

(74) *Attorney, Agent, or Firm* — Muncy, Geissler, Olds
and Lowe, P.C.

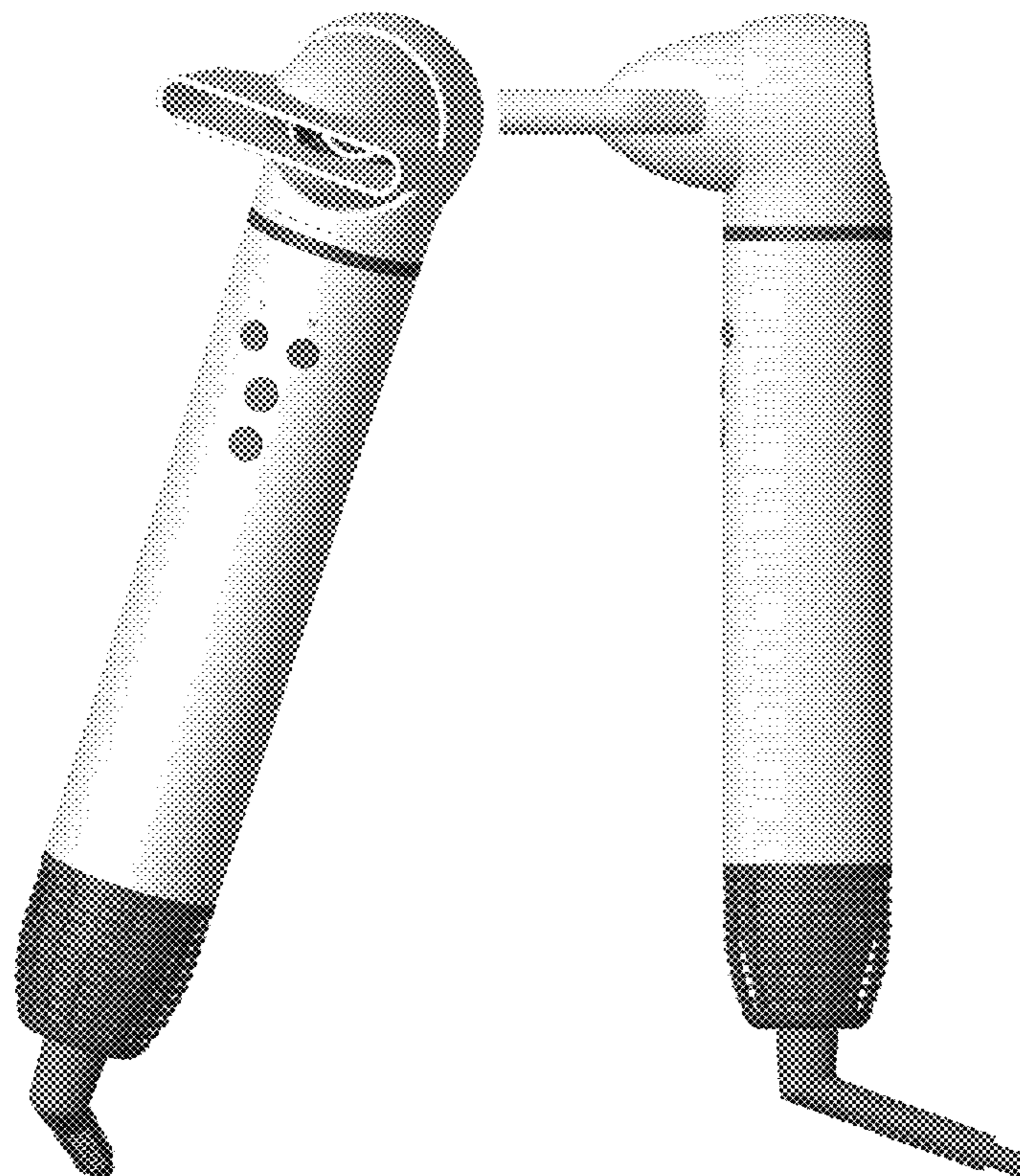
(57) **CLAIM**

The ornamental design for a hair dryer, as shown and
described.

DESCRIPTION

FIG. 1 is a perspective view of a hair dryer showing my new
design;
FIG. 2 is a front elevational view thereof;
FIG. 3 is a rear elevational view thereof;
FIG. 4 is a left side elevational view thereof;
FIG. 5 is a right side elevational view thereof;
FIG. 6 is a top plan view thereof; and,
FIG. 7 is a bottom plan view thereof.

1 Claim, 7 Drawing Sheets






Figure 1




Figure 2




Figure 3




Figure 4




Figure 5

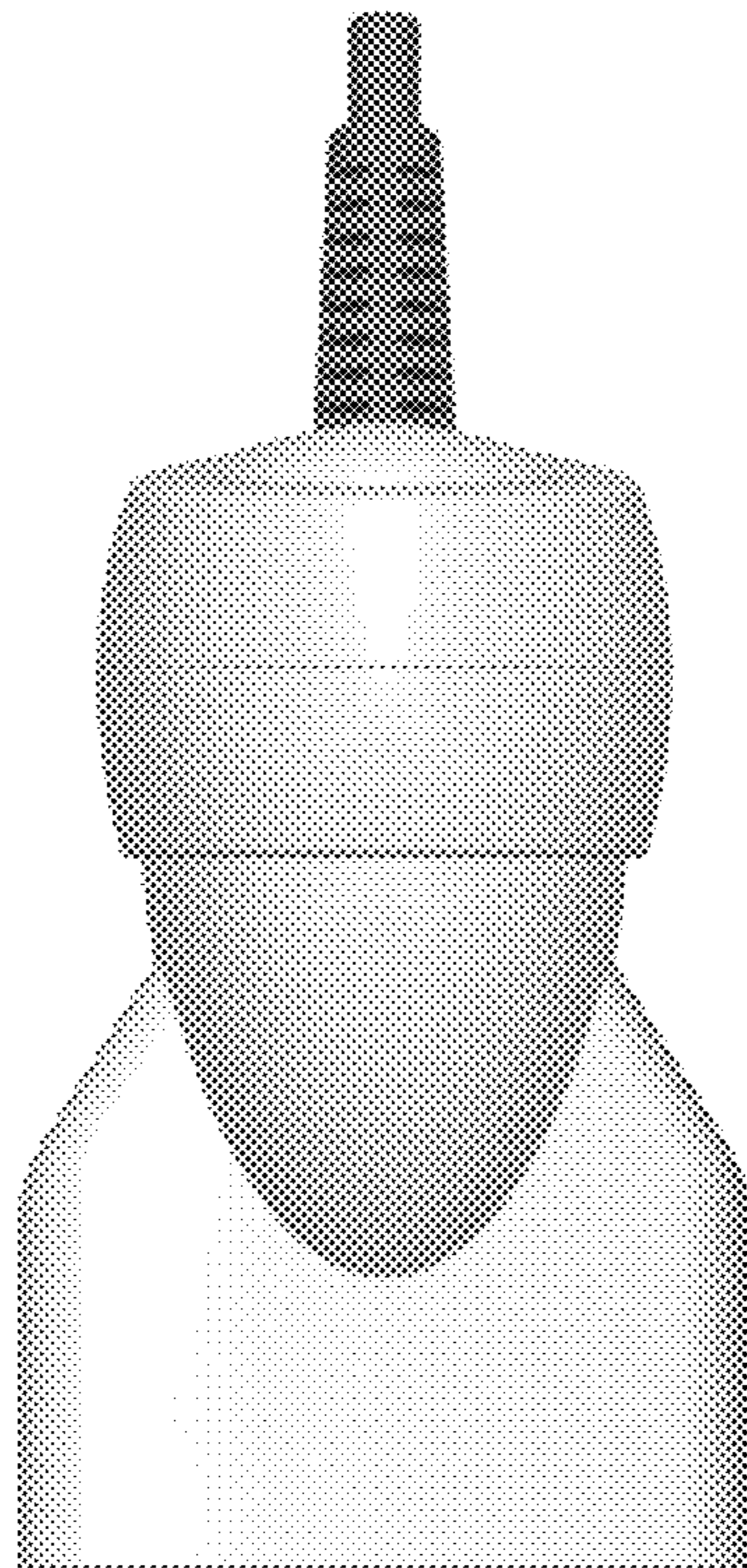


Figure 6

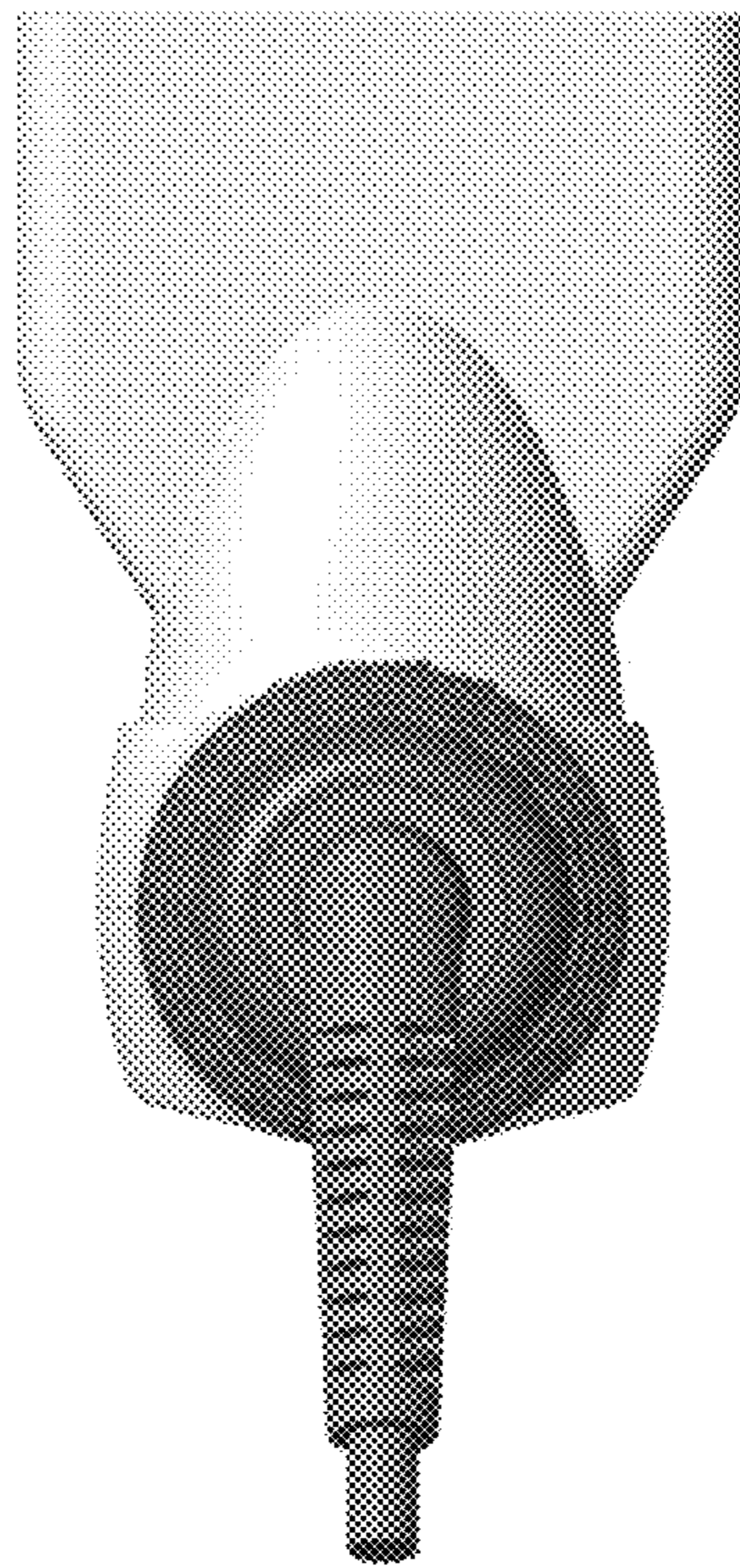


Figure 7