



US00D937432S

(12) **United States Design Patent** (10) **Patent No.:** **US D937,432 S**  
**Lei et al.** (45) **Date of Patent:** **\*\* Nov. 30, 2021**

- (54) **SALIVA TEST DEVICE**
- (71) Applicants: **Healgen Scientific Limited**, Houston, TX (US); **Zhejiang Orient Gene Biotech Co., Ltd.**, Anji Zhejiang (CN)
- (72) Inventors: **Siyu Lei**, Anji Zhejiang (CN); **Jianqiu Fang**, Houston, TX (US); **Lili Shen**, Anji Zhejiang (CN)
- (73) Assignee: **ZHEJIANG ORIENT GENE BIOTECH CO., LTD.**, Zhejiang (CN)
- (\*\*) Term: **15 Years**
- (21) Appl. No.: **29/705,993**
- (22) Filed: **Sep. 17, 2019**

**Related U.S. Application Data**

- (63) Continuation-in-part of application No. 29/677,735, filed on Jan. 23, 2019, now Pat. No. Des. 901,696.

**Foreign Application Priority Data**

- Sep. 28, 2018 (CN) ..... 201830546958.X
- Mar. 20, 2019 (CN) ..... 201930116083.4
- (51) **LOC (13) Cl.** ..... **24-01**
- (52) **U.S. Cl.**  
USPC ..... **D24/216; D24/224; D24/121**
- (58) **Field of Classification Search**  
USPC ..... **D24/216, 223–233, 186, 107, 121; D10/81**  
CPC ..... **B01L 3/5029; B01L 3/508; B01L 3/5082; B01L 3/50825; B01L 2300/046; B01L 2300/047; B01L 2300/049; B01L 2300/0832; A61B 10/0051; A61B 10/007; A61B 10/0074; A61B 10/0038; A61B 10/0096**

See application file for complete search history.

(56) **References Cited**

U.S. PATENT DOCUMENTS

D507,351 S *	7/2005	Birnboim	.....	D24/216
D520,643 S *	5/2006	Clarke	.....	D24/216
D677,379 S *	3/2013	Orsing	.....	D24/112
D678,516 S *	3/2013	Wong	.....	D24/121
D743,571 S *	11/2015	Jackson	.....	D24/216
D790,726 S *	6/2017	Plante	.....	D24/224
D864,774 S *	10/2019	Lei	.....	D10/81
D901,696 S *	11/2020	Lei	.....	D24/186
D904,639 S *	12/2020	Stoecker	.....	D24/224
D913,521 S *	3/2021	Hong	.....	D24/224

(Continued)

FOREIGN PATENT DOCUMENTS

EM 005595063-0003 \* 12/2018

*Primary Examiner* — Anhdao Doan

(74) *Attorney, Agent, or Firm* — NZ Carr Law Office PLLC

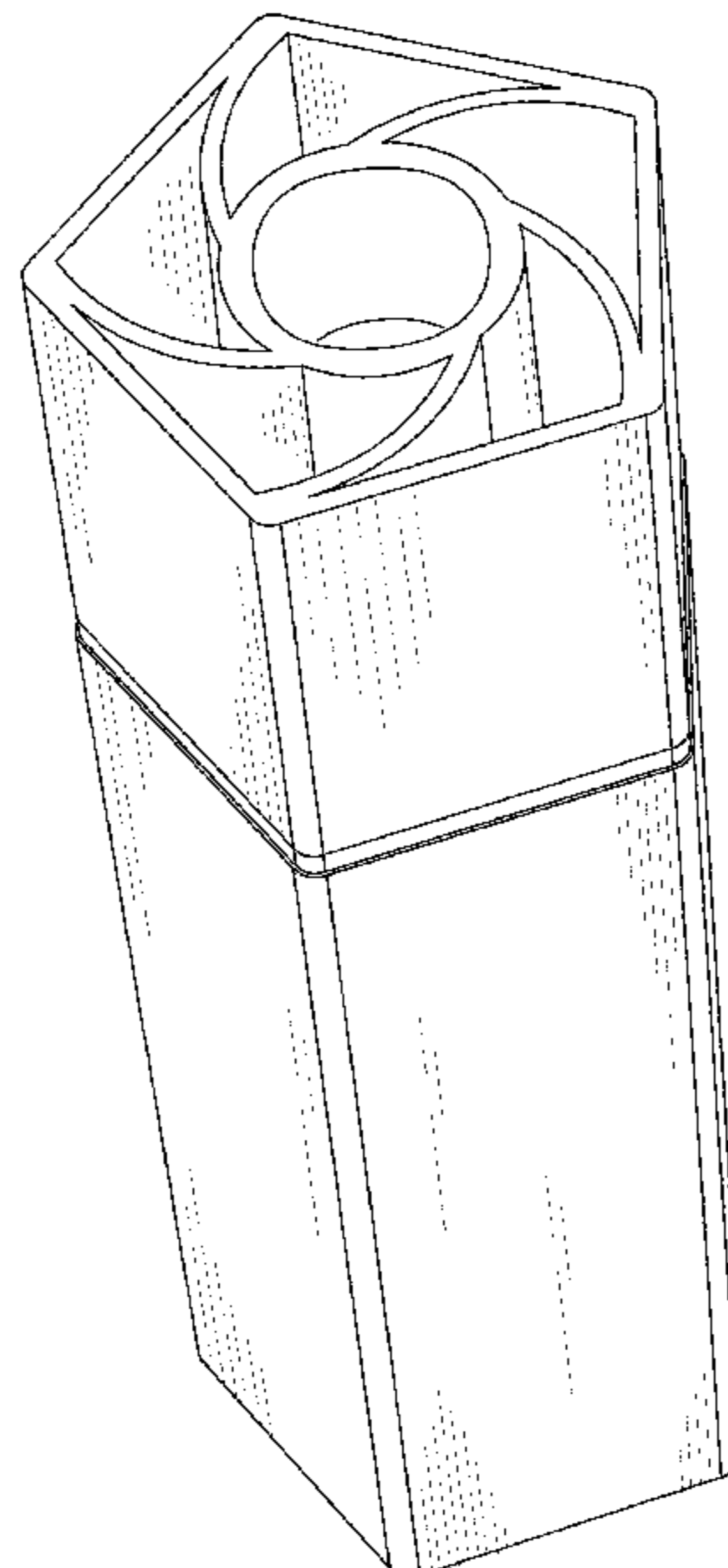
(57) **CLAIM**

The ornamental design for a saliva test device, as shown and described.

**DESCRIPTION**

FIG. 1 is a top view of a saliva test device according to the present design;  
 FIG. 2 is a bottom view of the saliva test device of FIG. 1;  
 FIG. 3 is a front view of the saliva test device of FIG. 1;  
 FIG. 4 is a rear view of the saliva test device of FIG. 1;  
 FIG. 5 is a right view of the saliva test device of FIG. 1;  
 FIG. 6 is a left view of the saliva test device of FIG. 1;  
 FIG. 7 is a top perspective view of the saliva test device of FIG. 1; and,  
 FIG. 8 is a bottom perspective view of the saliva test device of FIG. 1.  
 The dot dash dot broken lines depict the boundaries of the claim and form no part thereof.

**1 Claim, 8 Drawing Sheets**



(56)

**References Cited**

U.S. PATENT DOCUMENTS

D922,602 S \* 6/2021 Fang ..... D24/216  
D923,808 S \* 6/2021 Lei ..... D24/216  
2012/0308448 A1\* 12/2012 Wong ..... B01L 3/50825  
422/558  
2020/0100774 A1\* 4/2020 Lei ..... A61B 5/150022

\* cited by examiner

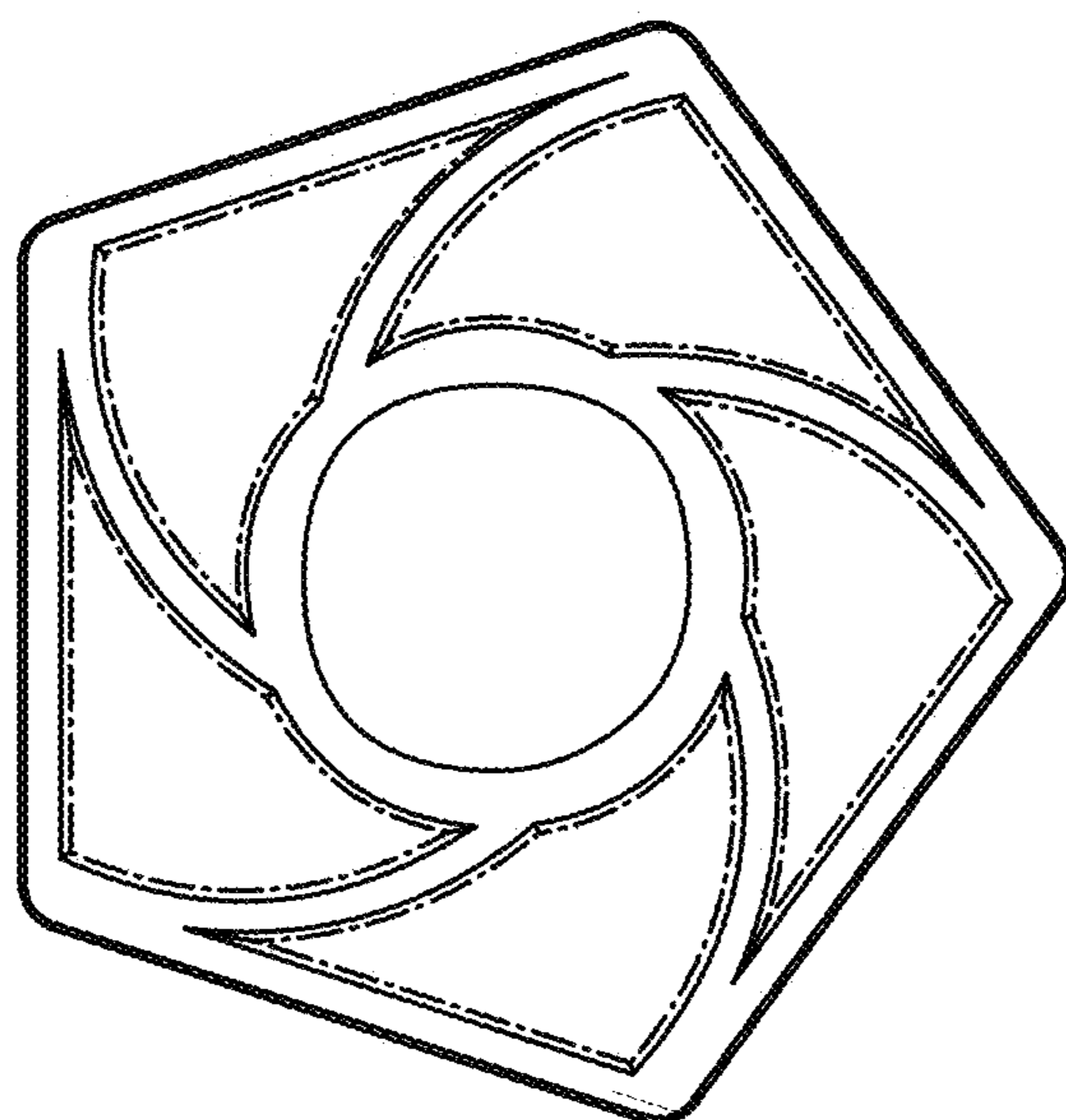


Fig. 1




Fig. 2

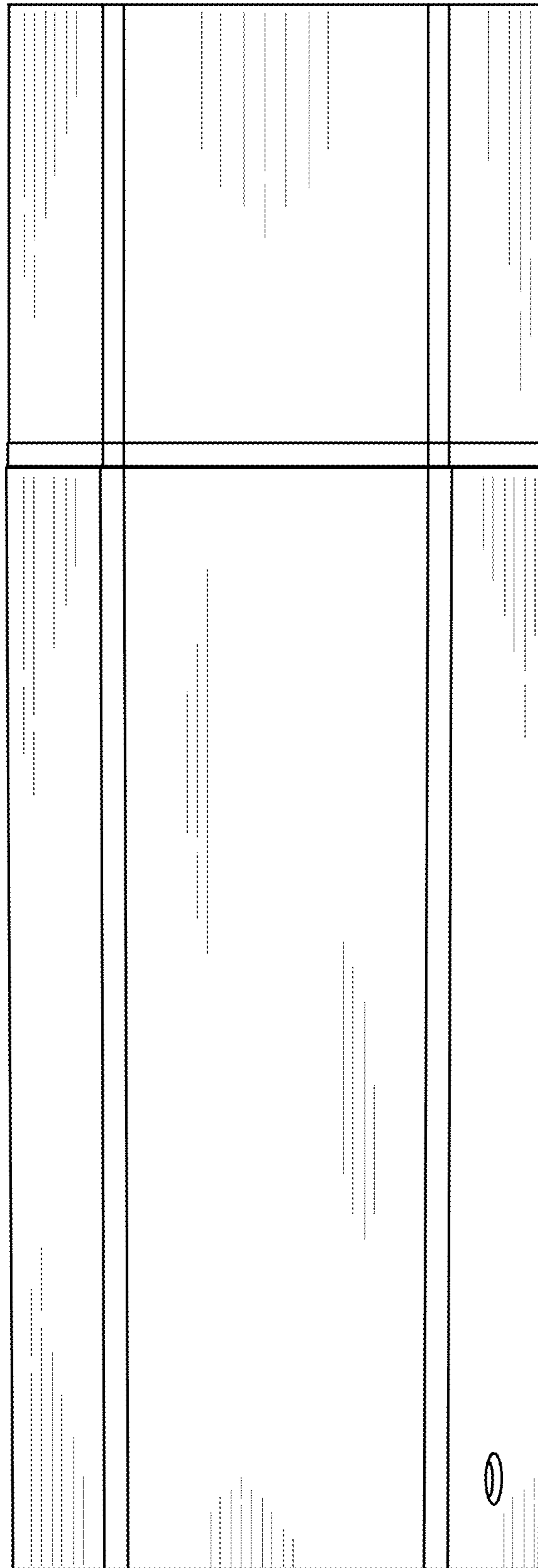


Fig. 3




Fig. 4






Fig. 5




Fig. 6



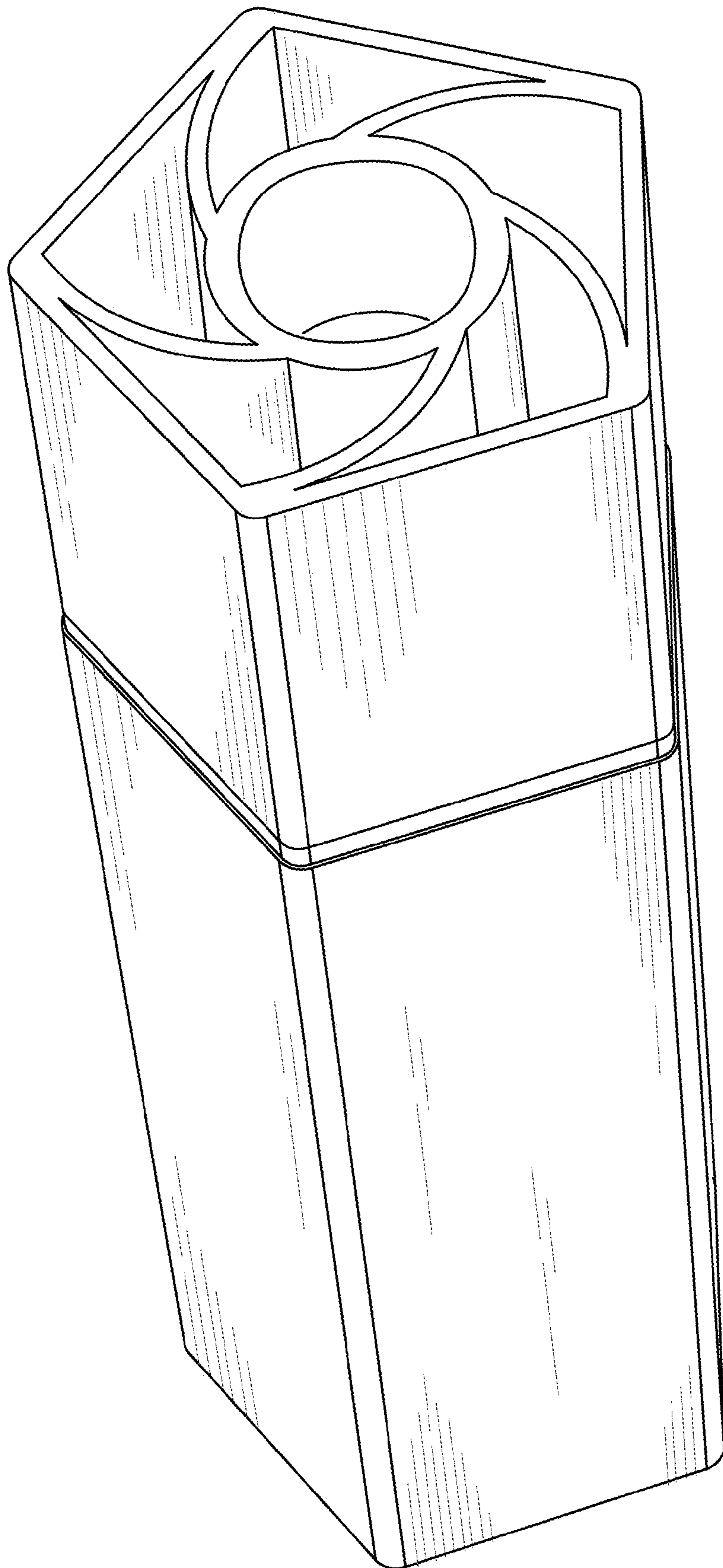


Fig. 7




Fig. 8