



US00D937423S

(12) **United States Design Patent** (10) **Patent No.:** **US D937,423 S**  
**Albert et al.** (45) **Date of Patent:** **\*\* Nov. 30, 2021**

(54) **WEARABLE DEVICE BAND WITH ECG SENSOR**

(71) Applicant: **AliveCor, Inc.**, Mountain View, CA (US)

(72) Inventors: **David E. Albert**, Oklahoma City, OK (US); **Simon Prakash**, Los Gatos, CA (US); **Bruce Richard Satchwell**, Gold Coast (AU); **Jonathan Beck**, Mountain View (AU)

(73) Assignee: **AliveCor, Inc.**, Mountain View, CA (US)

(\*\*) Term: **15 Years**

(21) Appl. No.: **29/626,354**

(22) Filed: **Nov. 16, 2017**

(51) **LOC (13) Cl.** ..... **24-02**

(52) **U.S. Cl.**  
USPC ..... **D24/186**

(58) **Field of Classification Search**  
USPC .... D24/107, 167, 186, 187; D10/30, 31, 32, D10/38, 70, 75, 98, 97; D14/344  
CPC ..... A61B 5/6801; A61B 5/681; A61B 5/6819; A61B 5/6823; A61B 5/6824; A61B 5/02405; A61B 5/02427; A61B 5/02438; A61B 5/0245; A61B 5/0402; A61B 5/0404

See application file for complete search history.

(56) **References Cited**

**U.S. PATENT DOCUMENTS**

4,409,983 A \* 10/1983 Albert ..... A61B 5/02438 600/502  
D543,192 S \* 5/2007 Jung ..... D10/31

D680,651 S \* 4/2013 Lumme ..... D24/167  
D703,204 S \* 4/2014 Riddiford ..... D10/65  
D717,956 S \* 11/2014 Alexander ..... D24/167  
D758,234 S \* 6/2016 Riddiford ..... D14/344  
D794,013 S \* 8/2017 Heck ..... D11/5  
D796,356 S \* 9/2017 Bayley ..... D10/30  
D809,509 S \* 2/2018 Bosveld ..... D14/344  
2015/0164349 A1 \* 6/2015 Gopalakrishnan ..... A61B 5/02405 600/508  
2015/0241916 A1 \* 8/2015 Choi ..... G06F 1/163 361/679.03  
2015/0272458 A1 \* 10/2015 Magniez ..... A61B 5/02438 600/479

\* cited by examiner

*Primary Examiner* — Anhdao Doan

(74) *Attorney, Agent, or Firm* — Womble Bond Dickinson (US) LLP

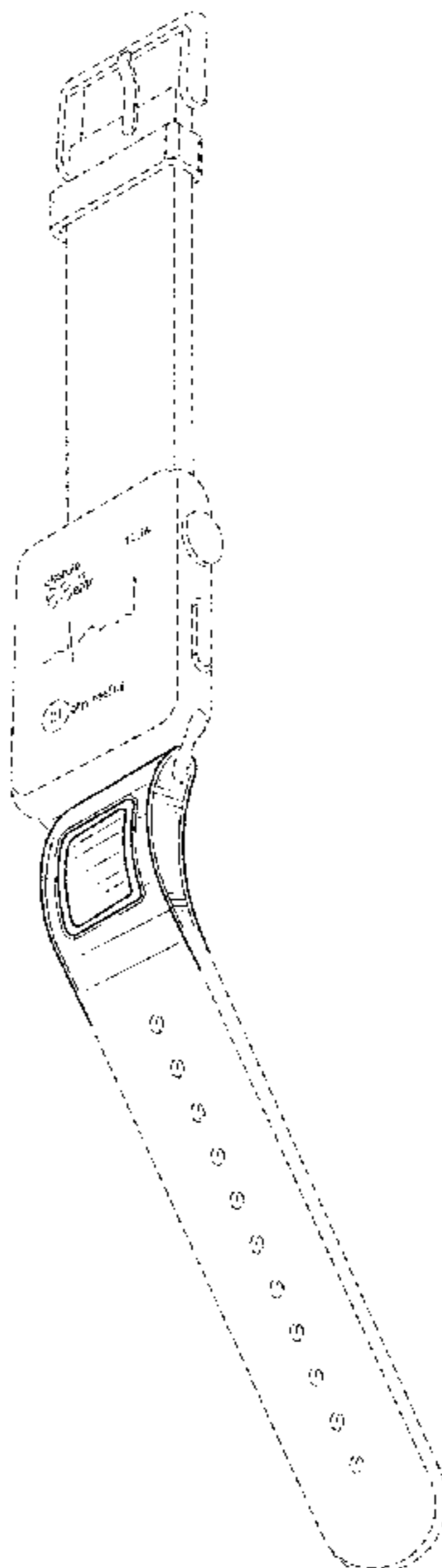
(57) **CLAIM**

The ornamental design for a wearable device band with ECG sensor, as shown and described.

**DESCRIPTION**

FIG. 1 is a perspective of a wearable device band with ECG sensor in accordance with the present invention;  
FIG. 2 is a front view thereof;  
FIG. 3 is a back view thereof;  
FIG. 4 is a side view thereof; and,  
FIG. 5 is another perspective view thereof.  
The broken lines are directed to environment and form no part of the claimed design.

**1 Claim, 4 Drawing Sheets**



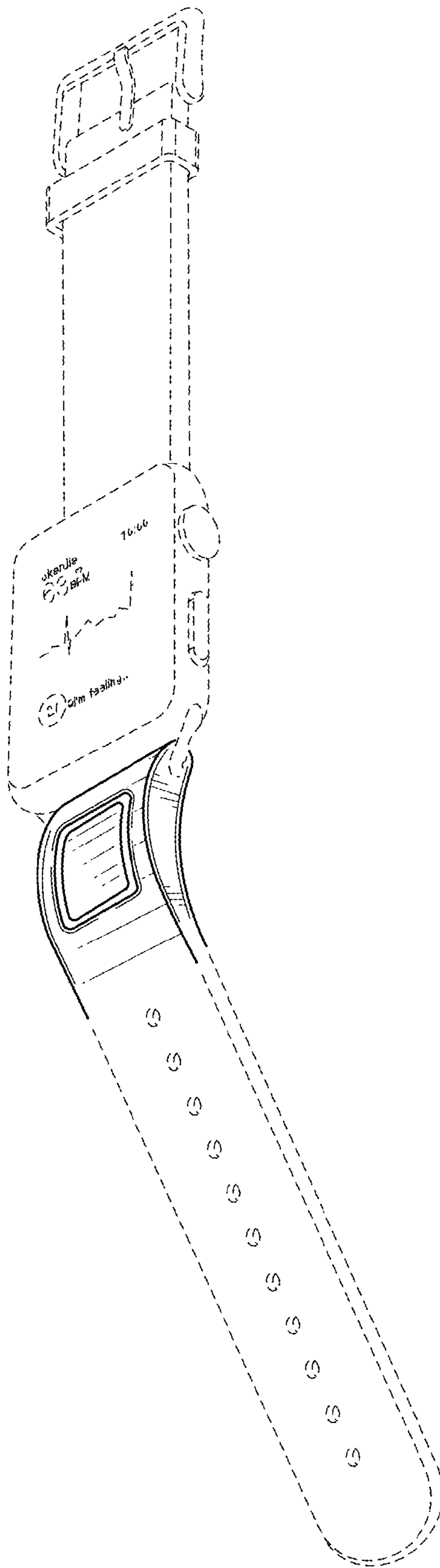


FIG. 1

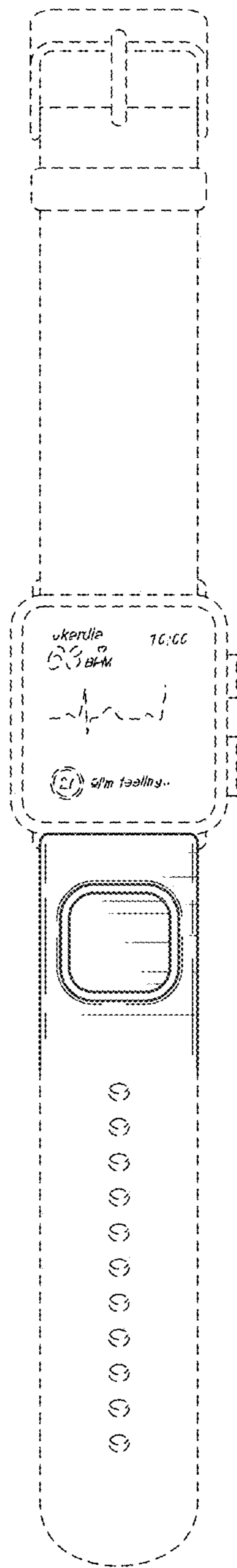


FIG. 2

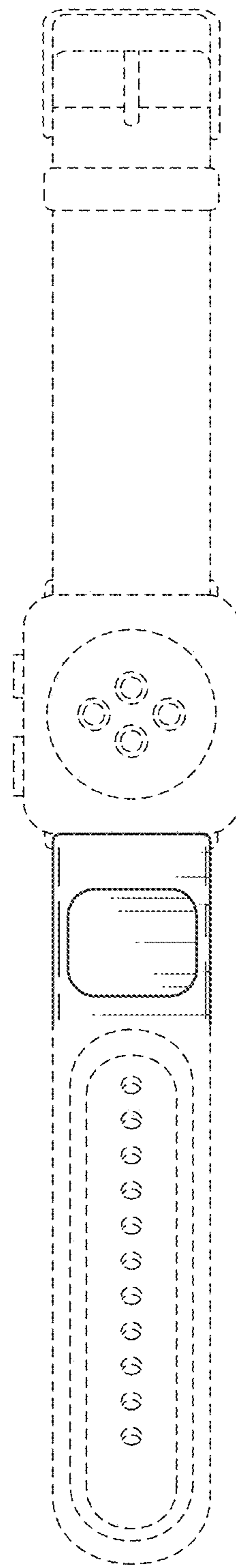


FIG. 3

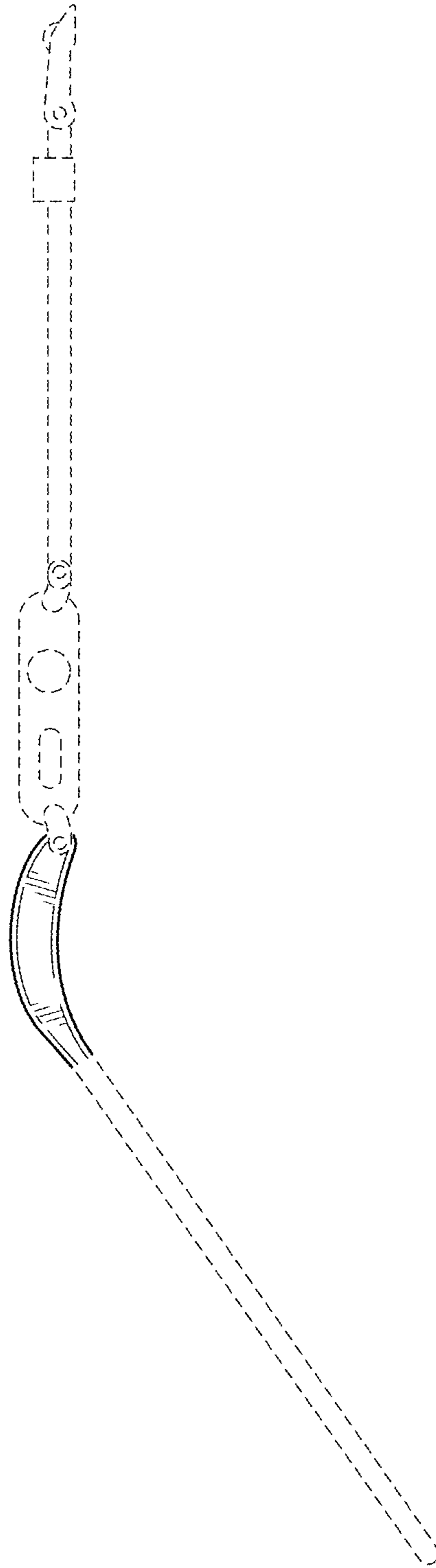


FIG. 4

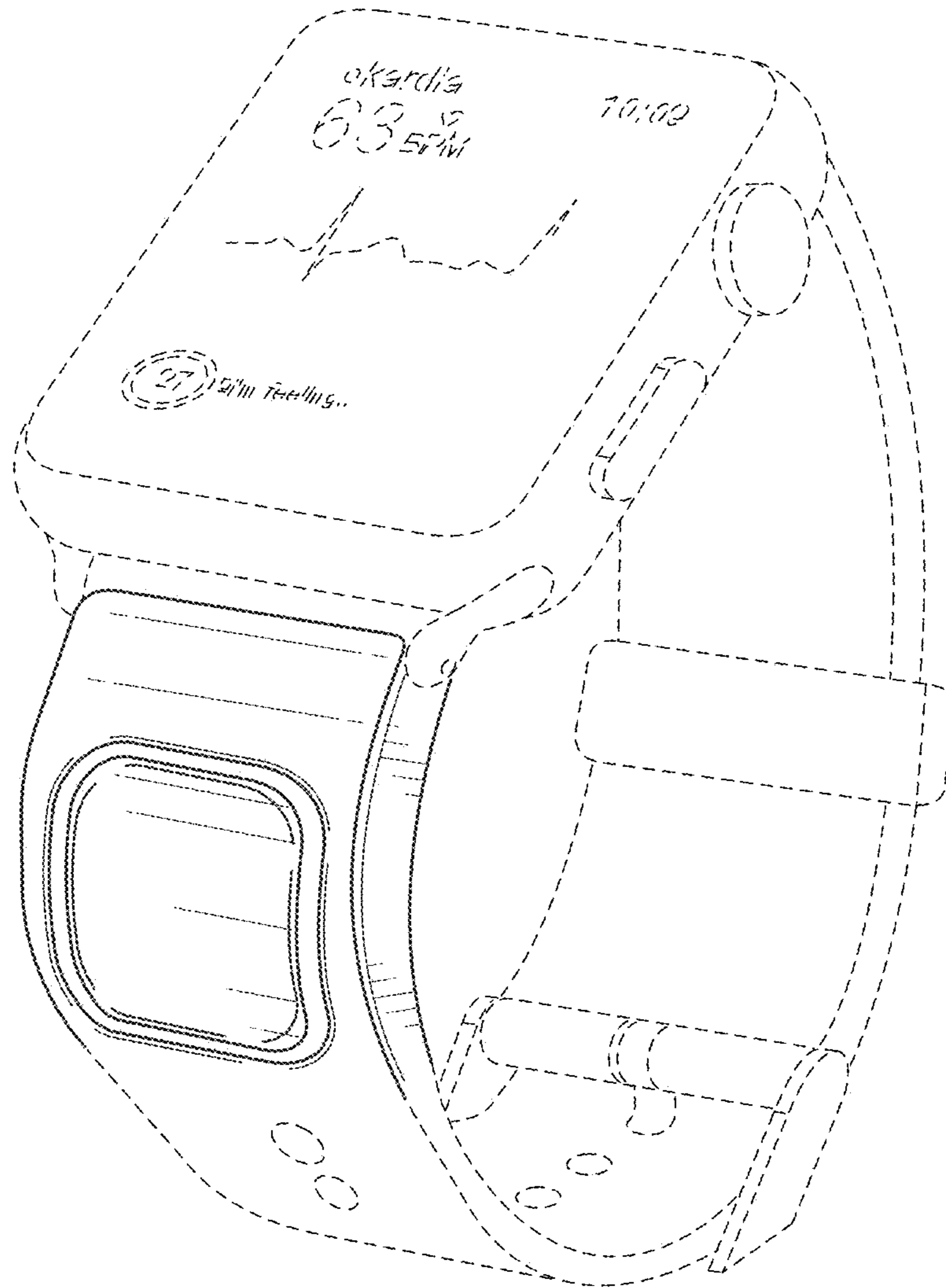


FIG. 5