



US00D937414S

(12) **United States Design Patent** (10) **Patent No.:** **US D937,414 S**
Frost (45) **Date of Patent:** **** Nov. 30, 2021**

(54) **REBOA CATHETER TIP**
(71) Applicant: **Neurescue ApS**, Copenhagen S (DK)
(72) Inventor: **Habib Frost**, Copenhagen V (DK)
(73) Assignee: **Neurescue ApS**, København K (DK)
(**) Term: **15 Years**
(21) Appl. No.: **29/683,341**
(22) Filed: **Mar. 12, 2019**
(51) **LOC (13) Cl.** **24-02**
(52) **U.S. Cl.**
USPC **D24/130**
(58) **Field of Classification Search**
USPC D24/127–131, 112–114, 133, 186;
606/181, 185; 604/264, 523–528, 272,
604/187, 158, 164.01–164.11, 181, 184,
604/227; 600/101, 139, 143;
128/200.24, 207.14, 207.15
CPC A61M 25/0069; A61M 25/001; A61M
25/0045; B29C 45/14426; B29B 11/04;
B29L 2031/7542
See application file for complete search history.

(56) **References Cited**
U.S. PATENT DOCUMENTS
D241,983 S * 10/1976 Lahay D24/127
D417,274 S * 11/1999 Selman D24/130
6,319,248 B1 * 11/2001 Nahon A61B 18/0218
604/523
6,645,205 B2 * 11/2003 Ginn A61B 17/0644
128/200.24
6,719,684 B2 * 4/2004 Kim A61B 1/00016
600/101
D506,550 S * 6/2005 Greenberg D24/133
D575,399 S * 8/2008 Matsumoto D24/138
8,088,063 B2 * 1/2012 Fujikura A61B 17/3415
600/114
8,303,508 B2 * 11/2012 Wakabayashi A61B 8/0833
600/462

D692,143 S * 10/2013 shahidi bonjar D24/176
D732,164 S * 6/2015 Woloszko D24/144
D810,935 S * 2/2018 Bresco Torras D24/138
2002/0151868 A1 * 10/2002 Taheri A61M 25/0084
604/507
2005/0182297 A1 * 8/2005 Gravenstein A61B 1/00167
600/139
2006/0264708 A1 * 11/2006 Horne, Jr. A61B 1/0008
600/130
2008/0214897 A1 * 9/2008 Matsuo A61B 1/0055
600/139
2008/0269562 A1 * 10/2008 Marescaux A61B 1/00087
600/142
2009/0182200 A1 * 7/2009 Golden A61M 25/0043
600/153

(Continued)

OTHER PUBLICATIONS

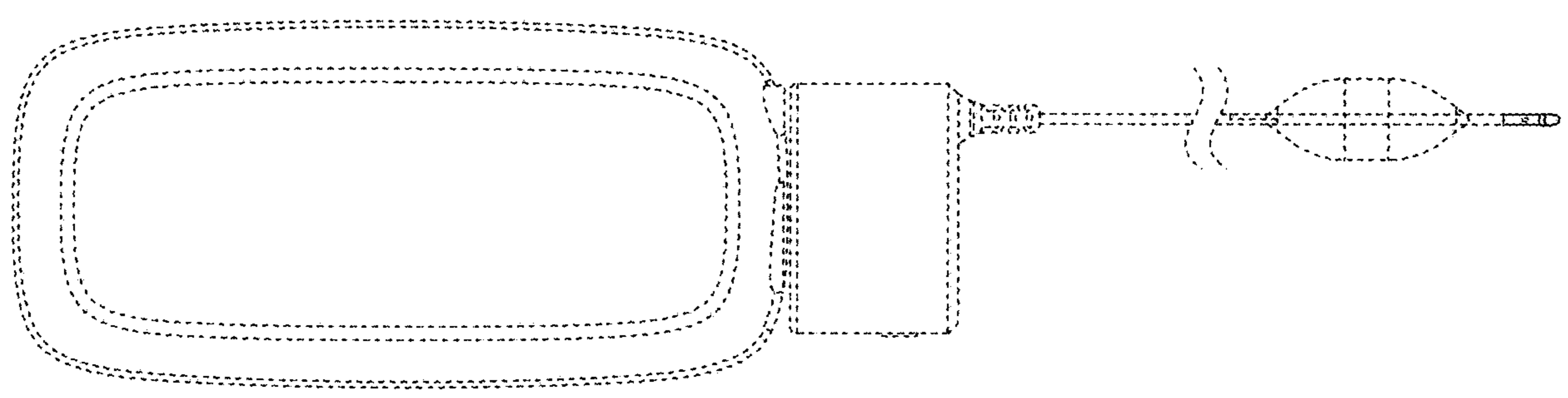
Neurescue website, the neurescue device, Aug. 3, 2020, <https://www.neurescue.com/home-us/> (Year: 2020).*
Primary Examiner — Nathan M Johnston
(74) *Attorney, Agent, or Firm* — McHale & Slavin, P.A.

(57) **CLAIM**
The ornamental design for a reboa catheter tip, as shown and described.

DESCRIPTION

FIG. 1 is a front perspective view of the reboa catheter tip of the present invention;
FIG. 2 is a left side view of the tip;
FIG. 3 is a right side view of the tip;
FIG. 4 is a bottom view of the tip;
FIG. 5 is a top view of the tip;
FIG. 6 is a top end view of the tip; and,
FIG. 7 is a bottom end view of the tip.
The broken lines show portions of the design that form no part of the claimed design.

1 Claim, 2 Drawing Sheets



(56)

References Cited

U.S. PATENT DOCUMENTS

2010/0018536 A1* 1/2010 Hershey A61C 17/08
128/207.14
2011/0112563 A1* 5/2011 To A61B 17/320783
606/159
2013/0172828 A1* 7/2013 Kappel A61B 17/320016
604/272
2014/0005639 A1* 1/2014 Rogers A61B 1/00078
604/525
2014/0018749 A1* 1/2014 Senarith A61M 25/0097
604/264
2018/0185058 A1* 7/2018 Anand A61M 5/3291
2020/0000525 A1* 1/2020 Stigall A61M 25/0084

* cited by examiner

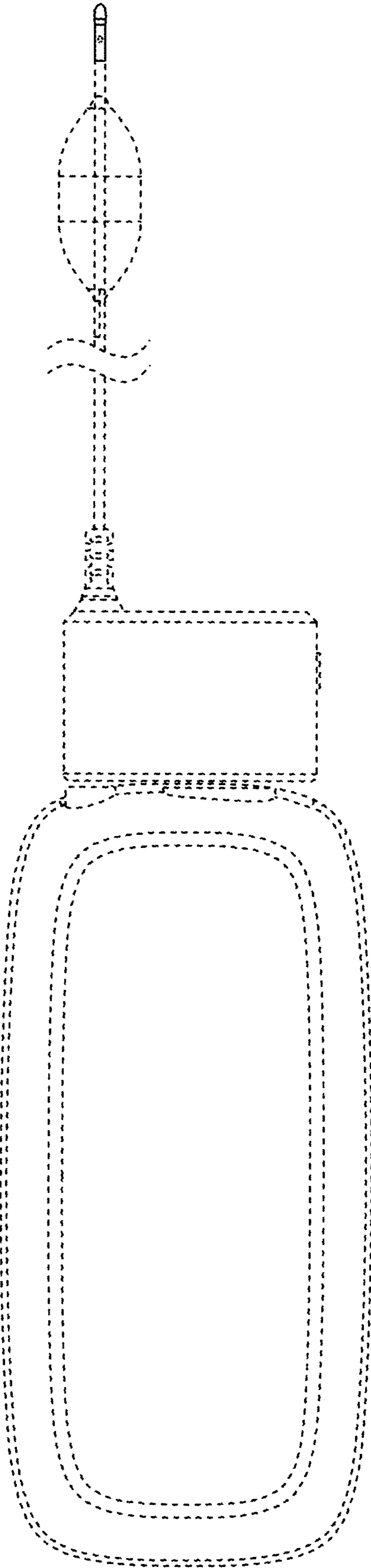


FIG. 1

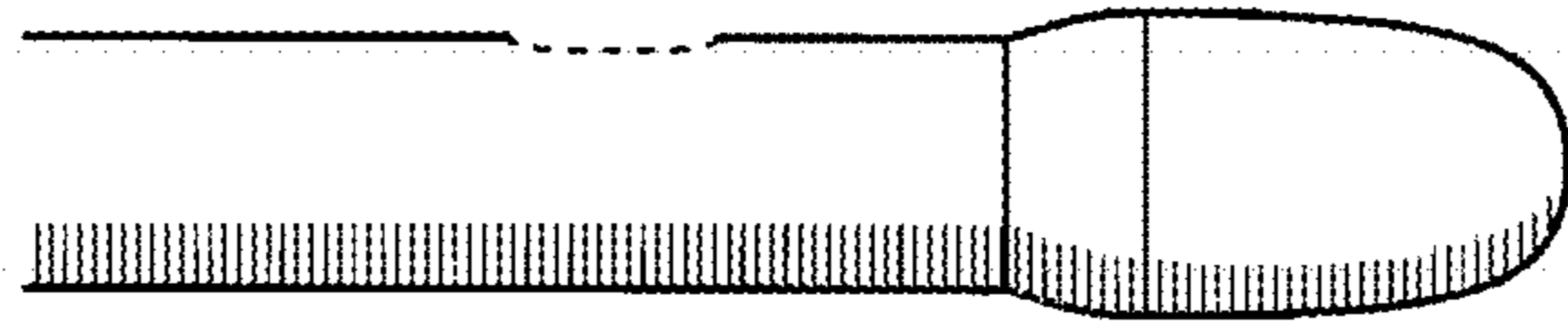


FIG. 2

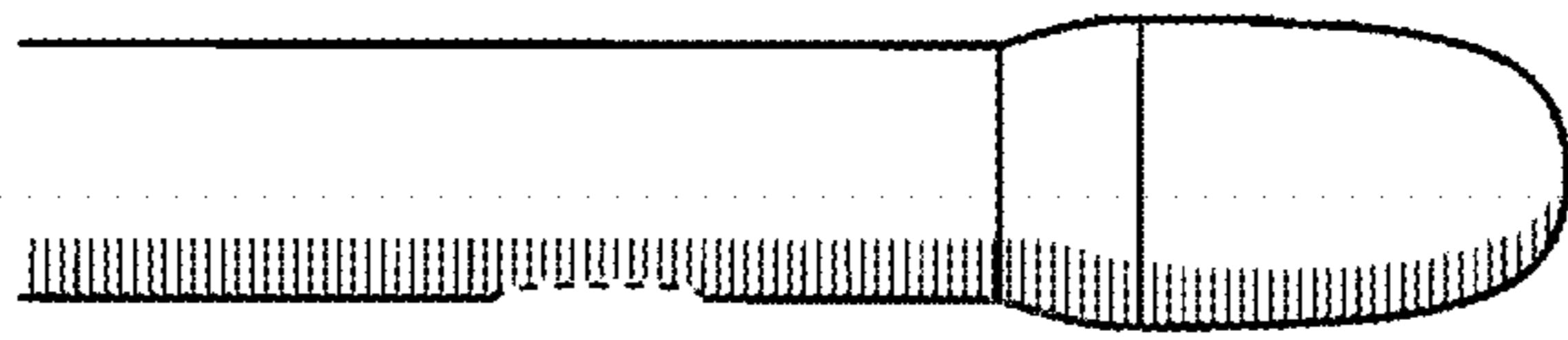


FIG. 3

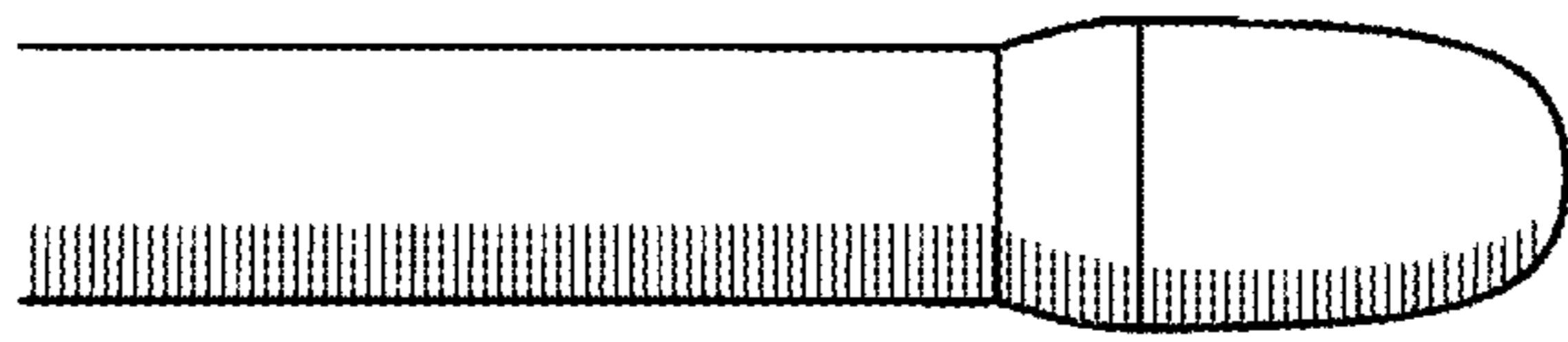


FIG. 4



FIG. 5

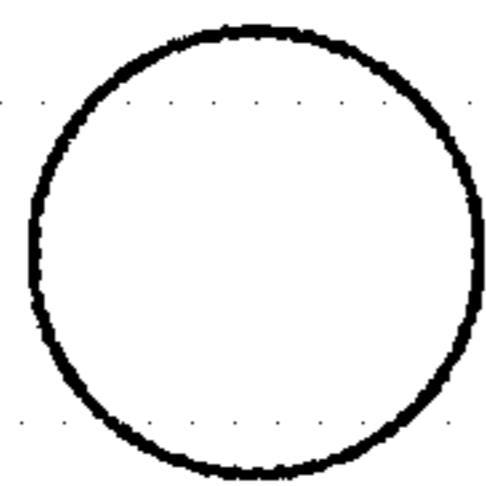


FIG. 6

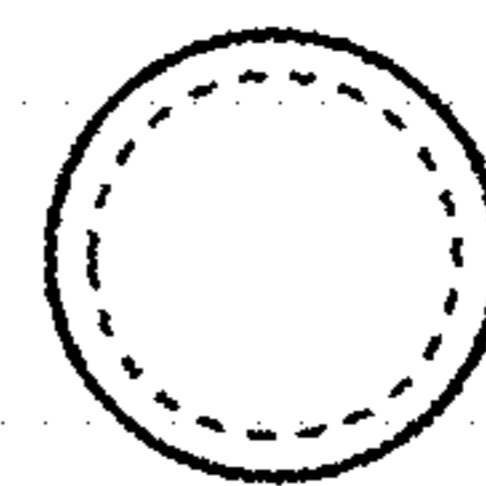


FIG. 7