



US00D937383S

(12) **United States Design Patent**
Thibodeau

(10) **Patent No.:** **US D937,383 S**

(45) **Date of Patent:** **** Nov. 30, 2021**

(54) **BLOW NOZZLE WITH PLURALITY OF HOLES**

(71) Applicant: **DT Inventions**, Houston, TX (US)

(72) Inventor: **James Alfred Thibodeau**, Gahanna, OH (US)

(73) Assignee: **DT Inventions**, Houston, TX (US)

(**) Term: **15 Years**

(21) Appl. No.: **29/726,138**

(22) Filed: **Feb. 28, 2020**

Related U.S. Application Data

(63) Continuation of application No. 16/786,243, filed on Feb. 10, 2020.

(51) **LOC (13) Cl.** **23-01**

(52) **U.S. Cl.**
USPC **D23/213**

(58) **Field of Classification Search**
USPC D23/213, 214, 215, 223, 224, 226, 229
CPC A61H 9/0021; A61H 33/00; B05B 1/00;
B05B 1/14; B05B 1/185; B05B 1/08;
B05B 1/02; B05B 1/26; B05B 12/002;
B05B 1/18; B05B 9/01

See application file for complete search history.

(56) **References Cited**

U.S. PATENT DOCUMENTS

D242,828 S *	12/1976	Lahay	D24/112
D243,283 S *	2/1977	Lahay	D24/112
D264,617 S *	5/1982	Freeman	D23/213
D294,964 S *	3/1988	Mendenhall	D23/214
D339,846 S *	9/1993	Magee	D23/213
D350,385 S *	9/1994	Mitchell	D23/213
D351,642 S *	10/1994	Mitchell	D23/213
D540,427 S *	4/2007	Bouroullec	D23/213
D911,489 S *	2/2021	Spooner	D23/213

(Continued)

OTHER PUBLICATIONS

Capri Tools 2-Way Air Blow Gun, "Amazon.com" Mar. 2, 2017, URL: https://www.amazon.com/5-Piece-Nozzle-Capri-Tools-2-Way/dp/B06XD577XD/ref=sr_1_29?dchild=1&keywords=blow+nozzle+attachment&qid=1615491645&sr=8-29 (Year: 2017).*

(Continued)

Primary Examiner — Jack Reickel

Assistant Examiner — Keith J Wilson

(74) *Attorney, Agent, or Firm* — Osha Bergman Watanabe & Burton LLP

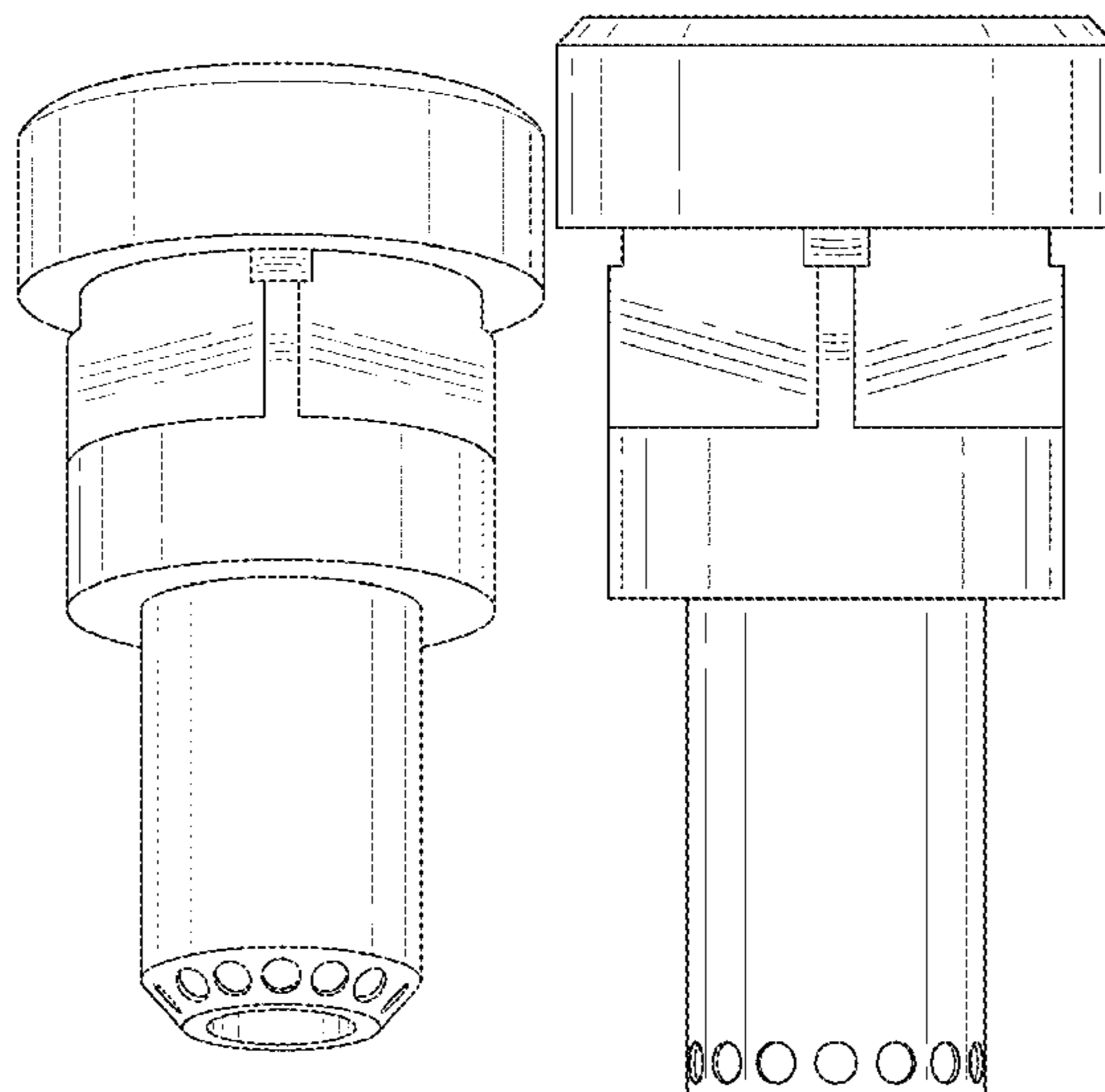
(57) **CLAIM**

The ornamental design for a blow nozzle with a plurality of holes, as shown and described.

DESCRIPTION

FIG. 1 is a perspective view of a blow nozzle with a plurality of holes, according to an embodiment of the new design; FIG. 2 shows a top view of the blow nozzle with a plurality of holes of FIG. 1; FIG. 3 shows a bottom view of the blow nozzle with a plurality of holes of FIG. 1; FIG. 4 shows a front view of the blow nozzle with a plurality of holes of FIG. 1; FIG. 5 shows a left/right view of the blow nozzle with a plurality of holes of FIG. 1; FIG. 6 shows a back view of the blow nozzle with a plurality of holes of FIG. 1; FIG. 7 shows the blow nozzle of FIG. 1 inserted into a preform for a container; and, FIG. 8 shows a front view of a blow nozzle with a plurality of holes, according to a second embodiment of the new design. The broken lines shown represent portions of a blow nozzle with plurality of holes and forms no part of the claimed design.

1 Claim, 4 Drawing Sheets



(56)

References Cited

U.S. PATENT DOCUMENTS

D912,202 S * 3/2021 Takezawa D23/213
D914,843 S * 3/2021 Zhang D23/226
D916,265 S * 4/2021 Jung D23/364
D920,471 S * 5/2021 Ross D23/213
D921,833 S * 6/2021 Probst D23/209
D922,521 S * 6/2021 Ross D23/213

OTHER PUBLICATIONS

Stainless Steel 304/316/310 High Flow Air Atomizing Nozzle, Jan. 1, 2019, Amazon.com, Jul. 27, 2021, URL: https://www.alibaba.com/product-detail/Stainless-Steel-304-316-310-High_62097773335.html?spm=a2700.pc_countrysearch.main07.211.37b269bapyyjK5 (Year: 2019).*

Brilliant Engineering Works, Mar. 13, 2017, youtube.com, Jul. 27, 2021, URL: https://www.youtube.com/watch?v=ge_eiRpjSrc&t=6s (Year: 2017).*

* cited by examiner

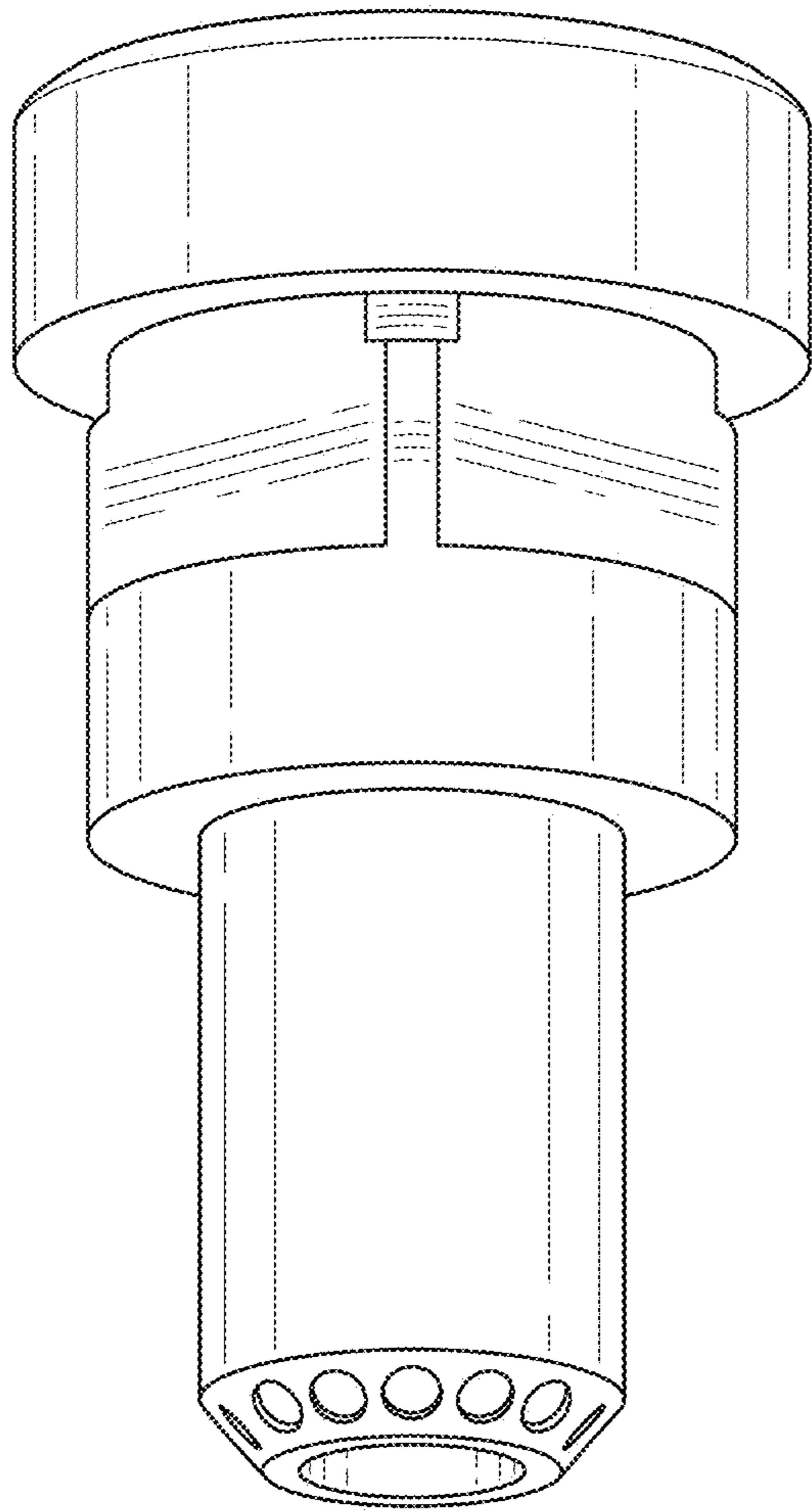


FIG. 1

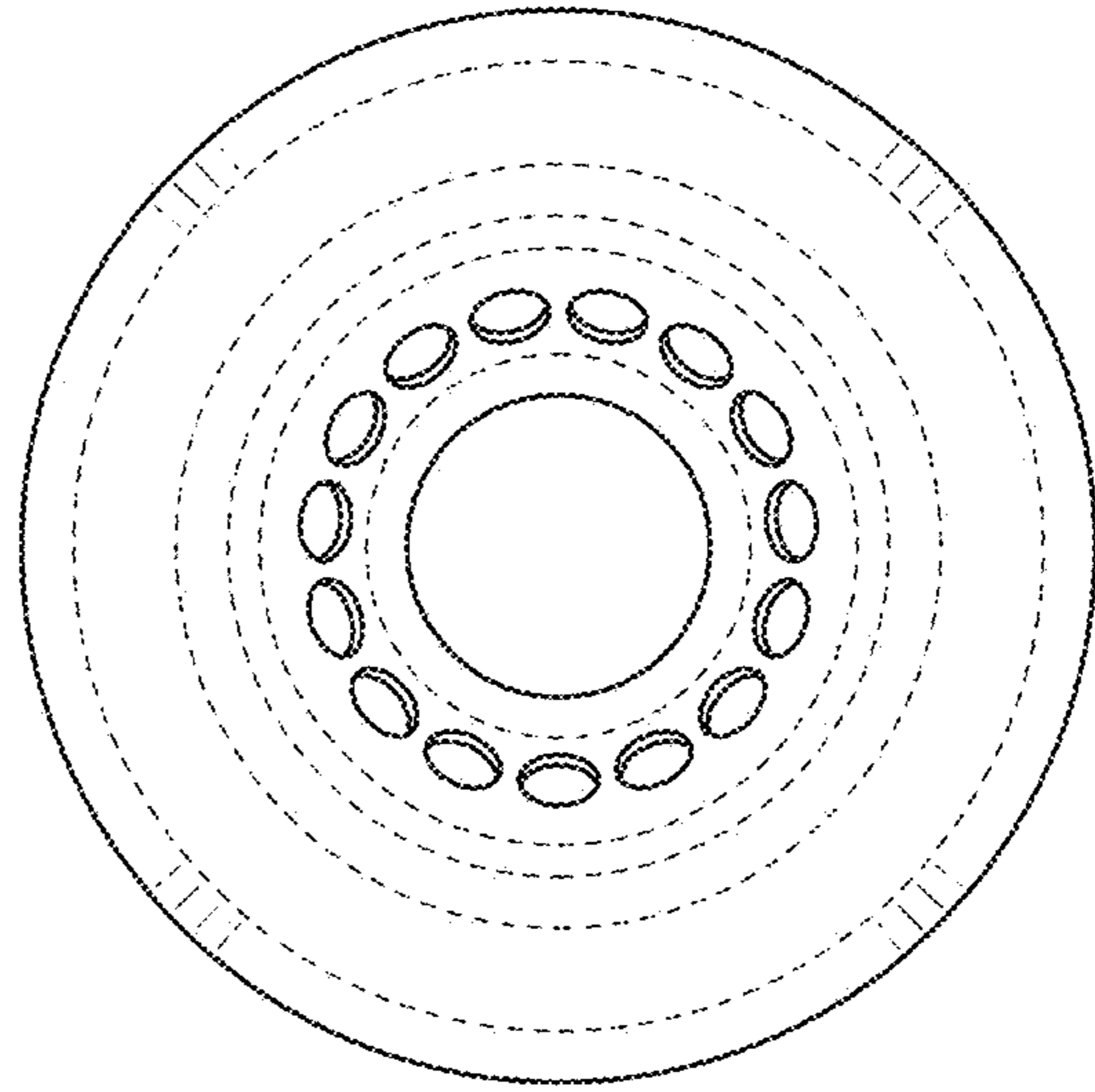


FIG. 2

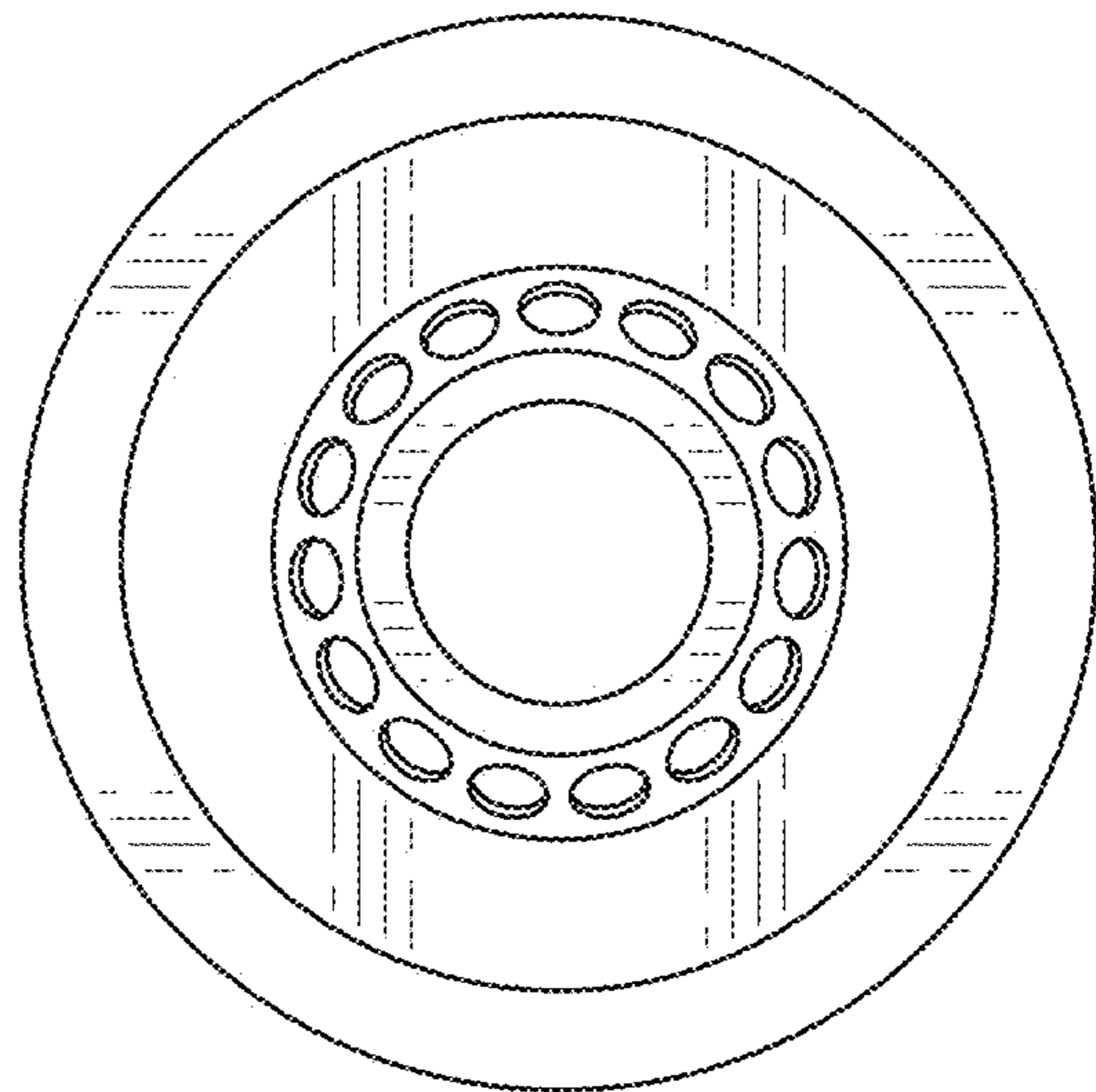


FIG. 3

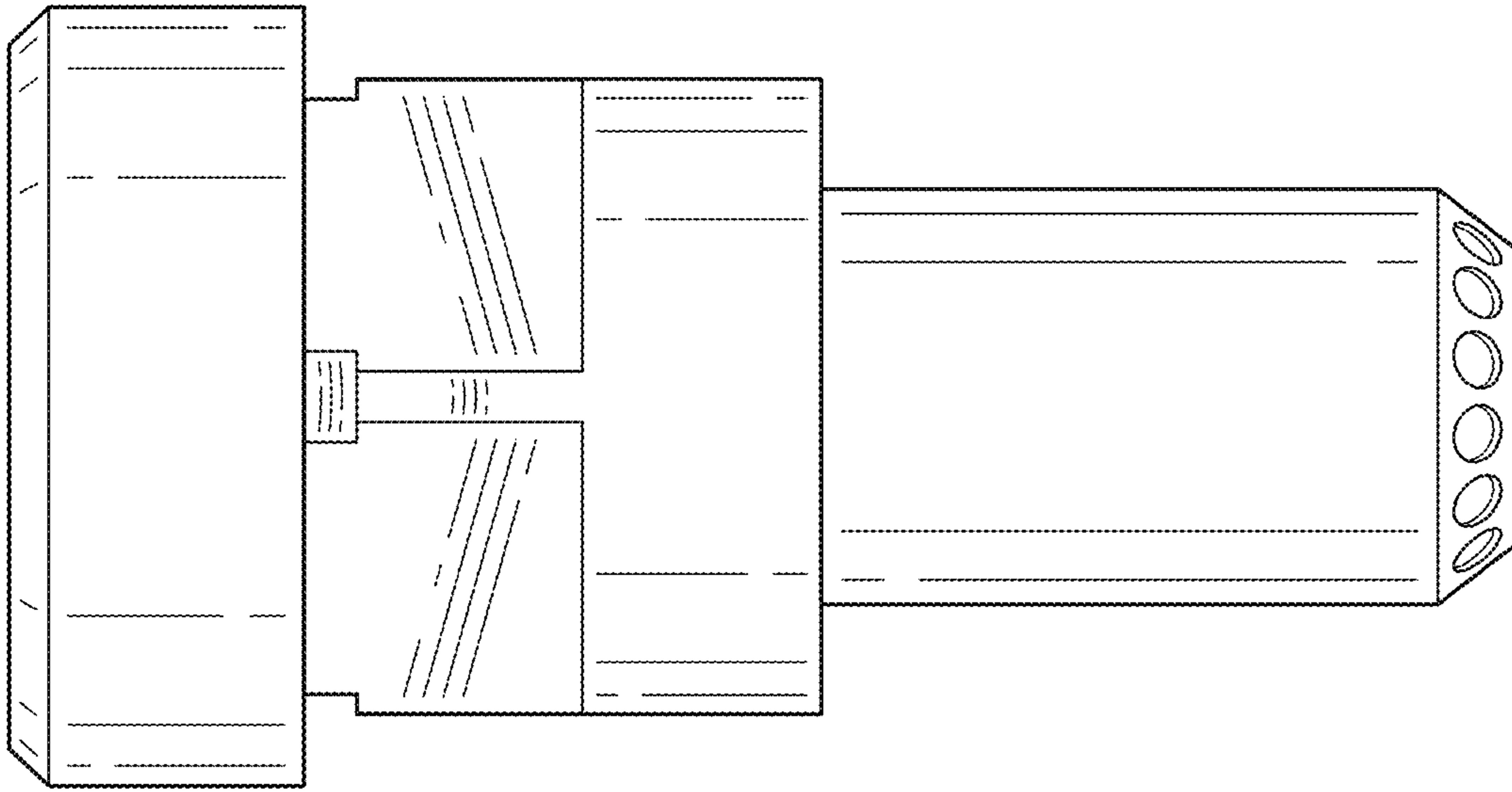


FIG. 4

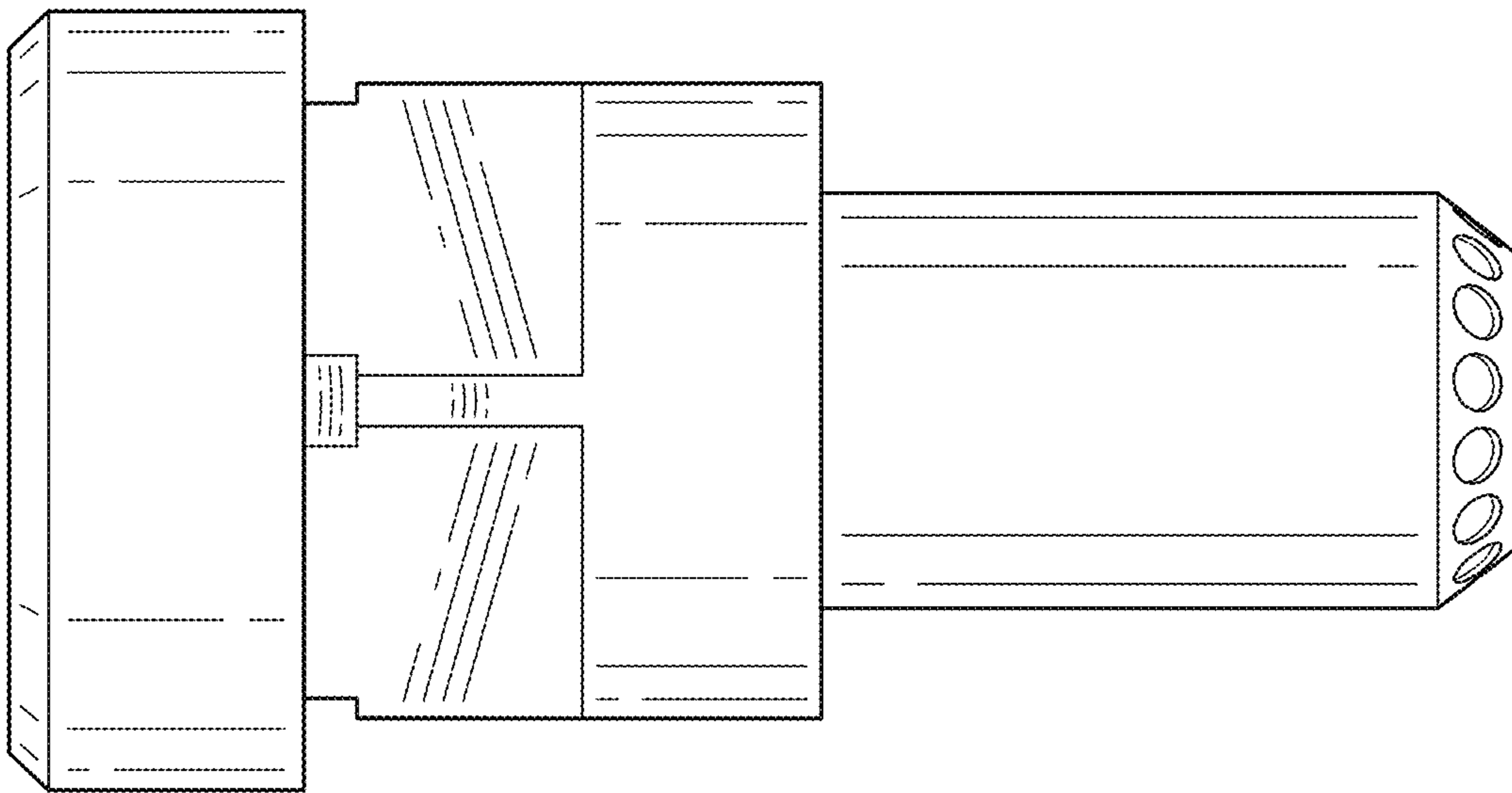


FIG. 5

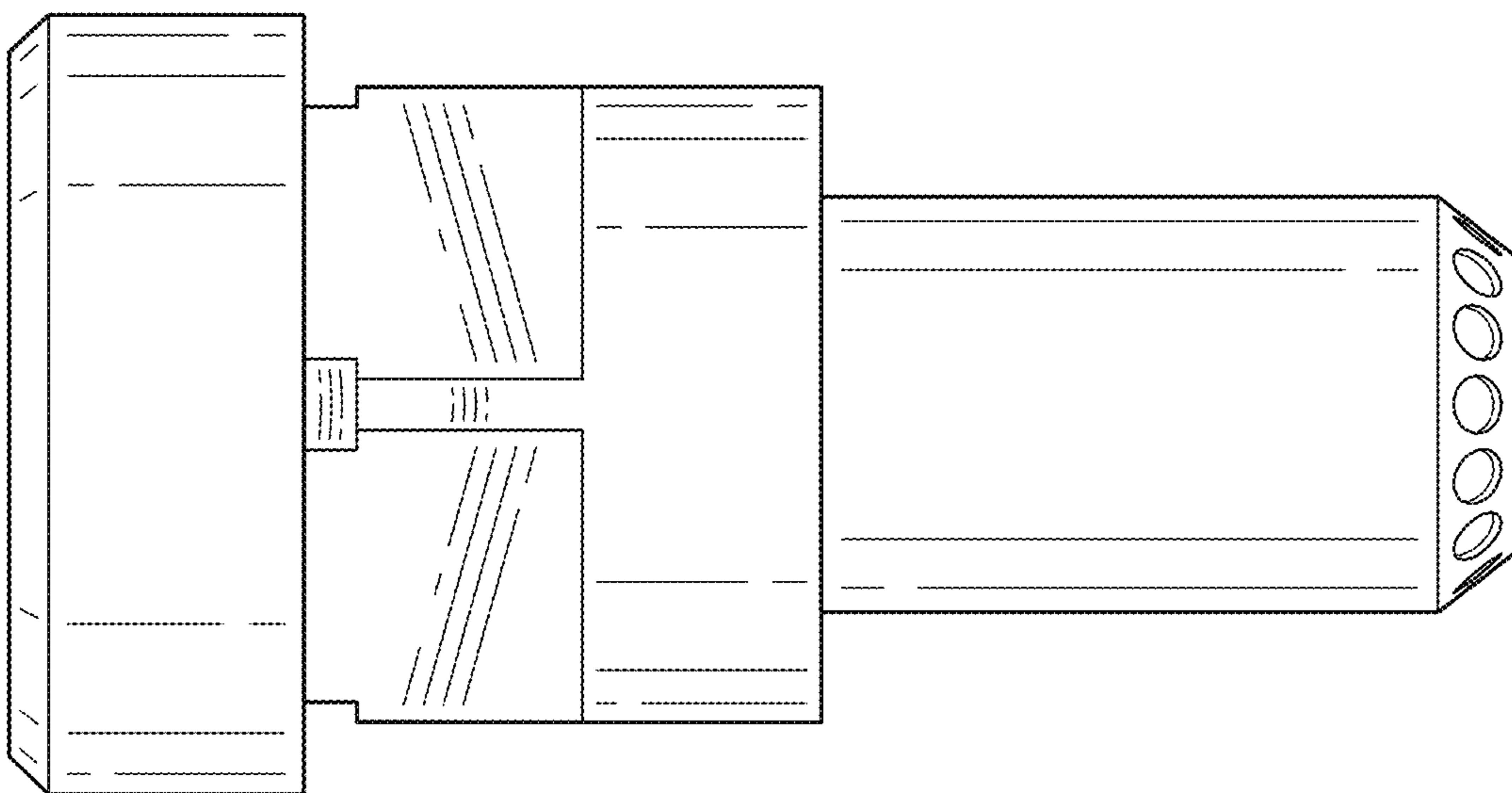


FIG. 6

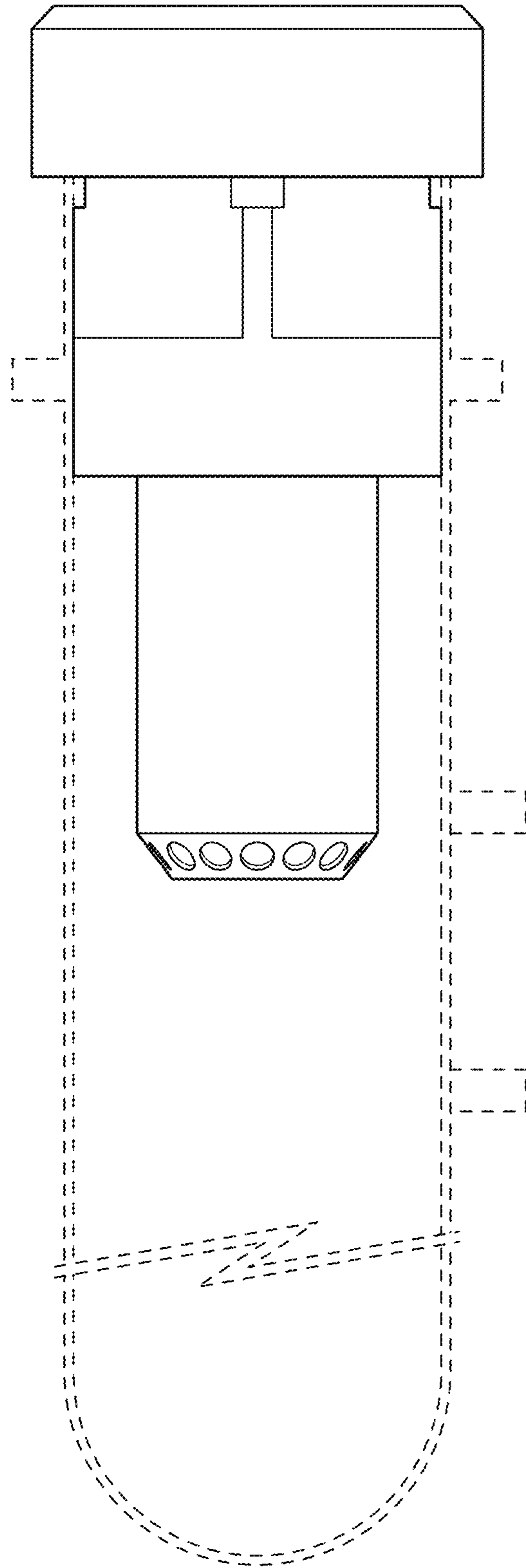


FIG. 7

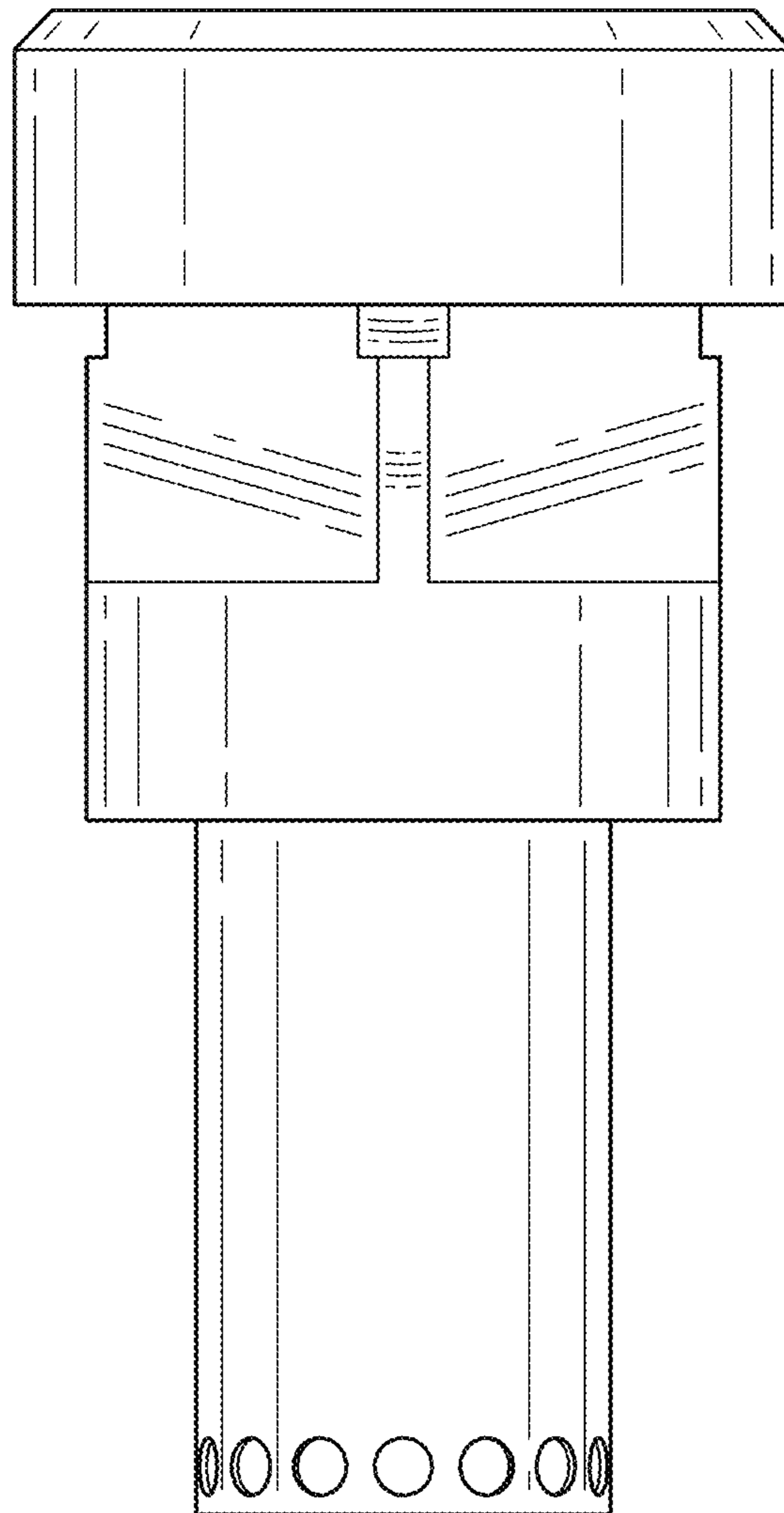


FIG. 8