



US00D937276S

(12) **United States Design Patent**  
**Wilcox**

(10) **Patent No.:** **US D937,276 S**

(45) **Date of Patent:** **\*\* Nov. 30, 2021**

(54) **TABLET HOLDER FOR PURSE OR THE LIKE**

(71) Applicant: **Albert Wilcox**, Stockbridge, GA (US)

(72) Inventor: **Albert Wilcox**, Stockbridge, GA (US)

(\*\*) Term: **15 Years**

(21) Appl. No.: **29/794,663**

(22) Filed: **Jun. 14, 2021**

(51) **LOC (13) Cl.** ..... **14-02**

(52) **U.S. Cl.**  
USPC ..... **D14/440; D13/108**

(58) **Field of Classification Search**  
USPC ..... D14/440, 447, 250; 206/45.23, 320,  
206/45.2; 361/679.55; 294/25; 224/218;  
D3/294; D9/420

CPC .... G06F 1/1628; G06F 1/1626; A47B 23/044  
See application file for complete search history.

(56) **References Cited**

**U.S. PATENT DOCUMENTS**

D679,270 S *	4/2013	Eicher .....	D14/250
D721,079 S *	1/2015	Fujioka .....	D14/440
9,084,356 B2 *	7/2015	Fife .....	H04M 1/11
D762,633 S *	8/2016	Fife .....	D14/250
D764,477 S *	8/2016	Su .....	D14/440
D772,882 S *	11/2016	Paschke .....	D14/440
D812,065 S *	3/2018	Shim .....	D14/440
D828,360 S *	9/2018	Moore .....	D14/440
D828,842 S *	9/2018	Mecchella .....	D14/440
D832,268 S *	10/2018	Mecchella .....	D14/440
D832,851 S *	11/2018	Mecchella .....	D14/440

D837,891 S *	1/2019	Buller .....	D21/333
D852,800 S *	7/2019	Casilio .....	D14/440
D903,685 S *	12/2020	Wright .....	D14/440
D910,640 S *	2/2021	Li .....	D14/440
D912,562 S *	3/2021	Zhou .....	D10/132
D923,628 S *	6/2021	Fernandez .....	D14/440
2012/0001525 A1 *	1/2012	Ogatsu .....	H04M 1/0216 312/223.1

\* cited by examiner

*Primary Examiner* — Cynthia R Underwood

(74) *Attorney, Agent, or Firm* — Quickpatents, LLC;  
Kevin Prince

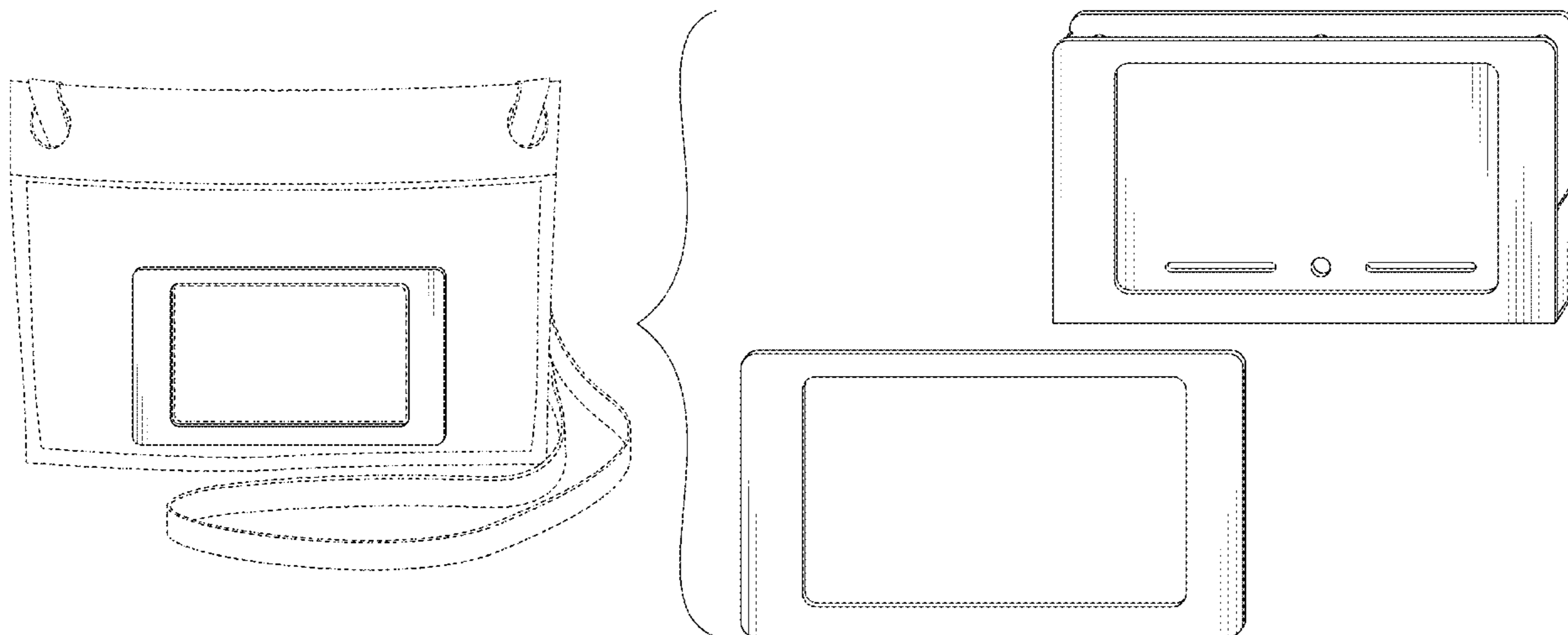
(57) **CLAIM**

The ornamental design for a tablet holder for purse or the like, as shown and described.

**DESCRIPTION**

FIG. 1 is a front perspective view of a tablet holder for purse or the like, showing my new design;  
 FIG. 2 is an exploded front perspective view thereof;  
 FIG. 3 is an exploded rear perspective view thereof;  
 FIG. 4 is an exploded front elevational view thereof;  
 FIG. 5 is an exploded rear elevational view thereof;  
 FIG. 6 is an exploded left-side elevational view thereof;  
 FIG. 7 is an exploded rear elevational view thereof;  
 FIG. 8 is an exploded top plan view thereof; and,  
 FIG. 9 is an exploded bottom plan view thereof.  
 The broken lines showing a purse in FIG. 1 depict environmental matter and form no part of the claimed design.

**1 Claim, 6 Drawing Sheets**



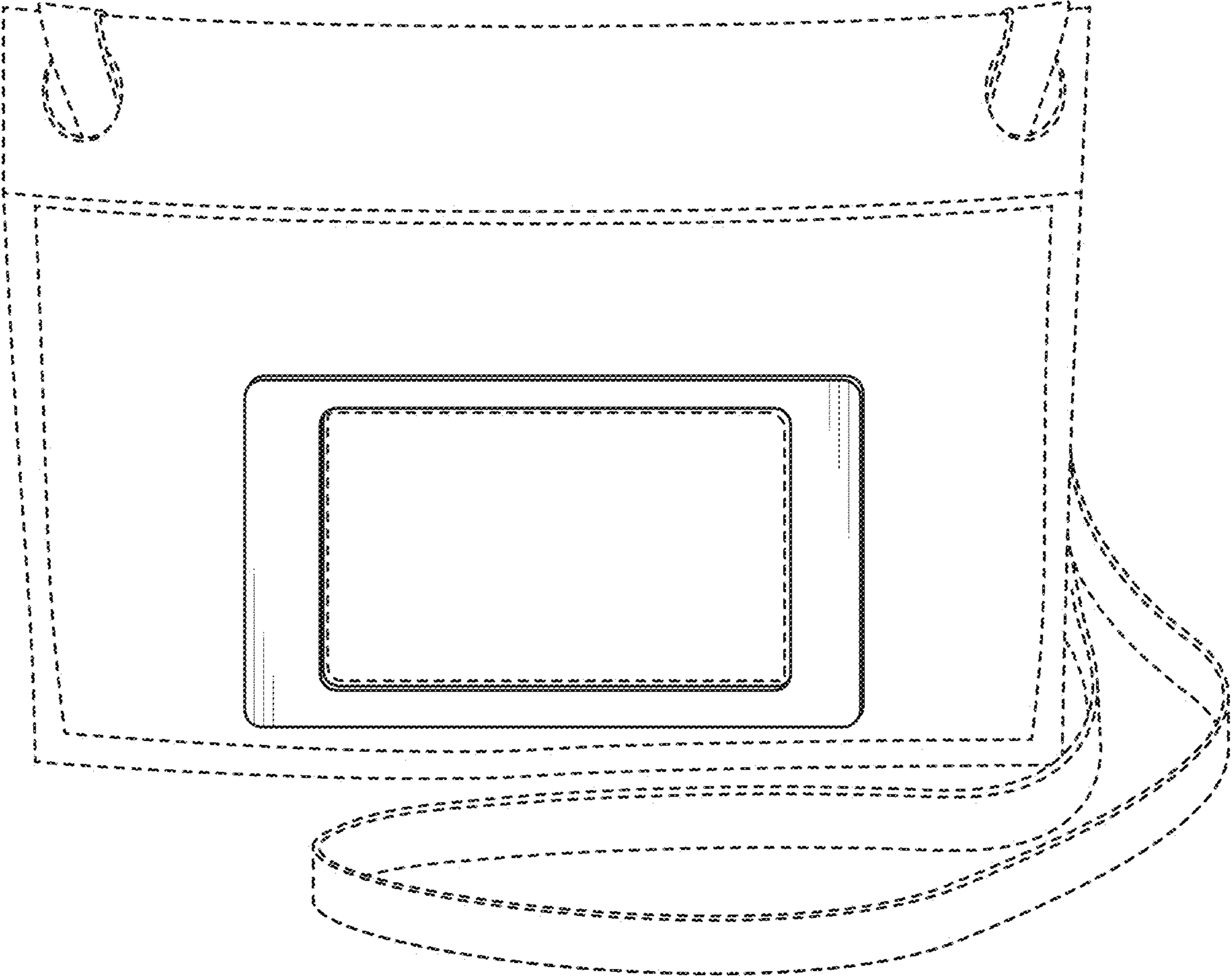


FIG. 1

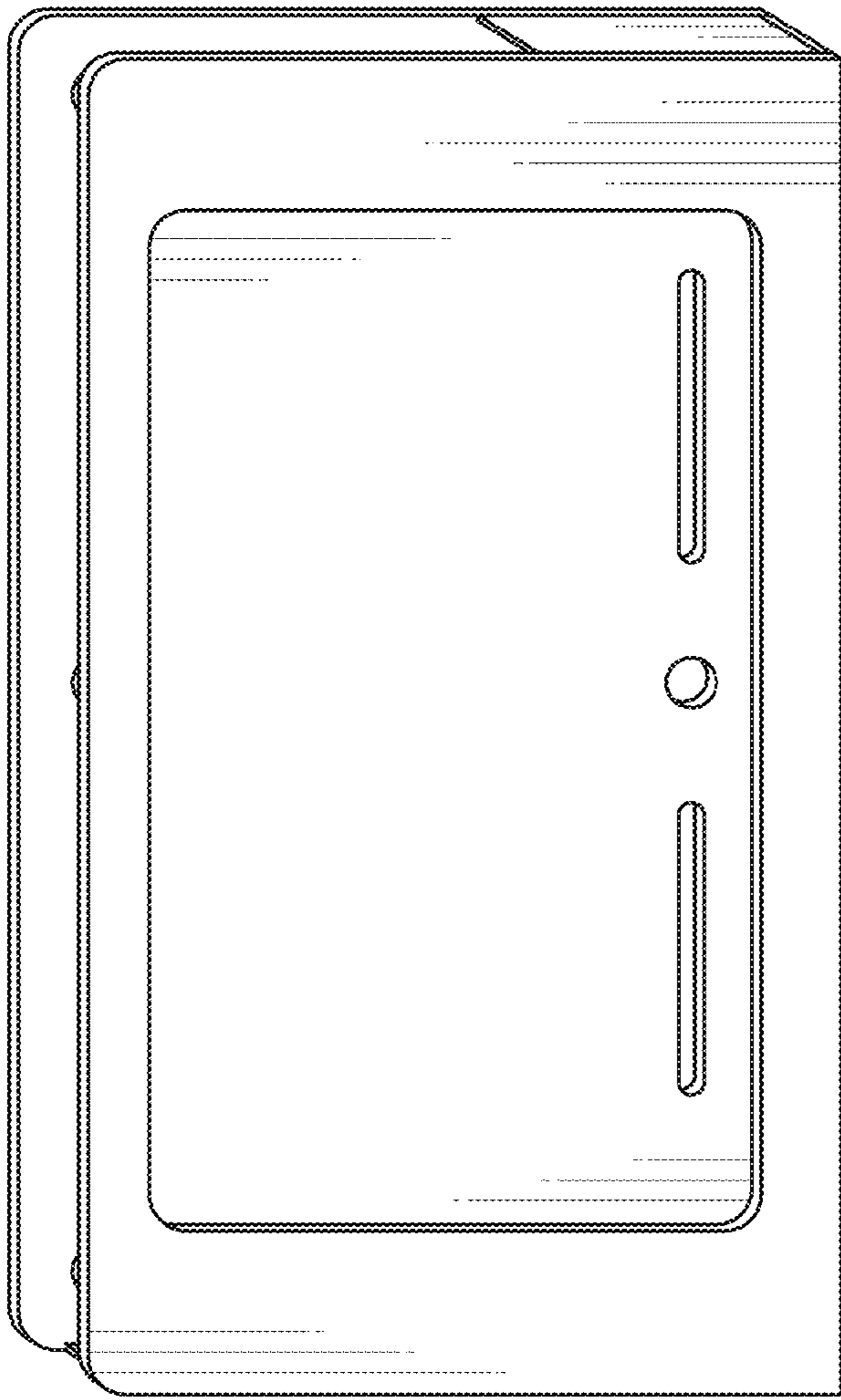




FIG. 2




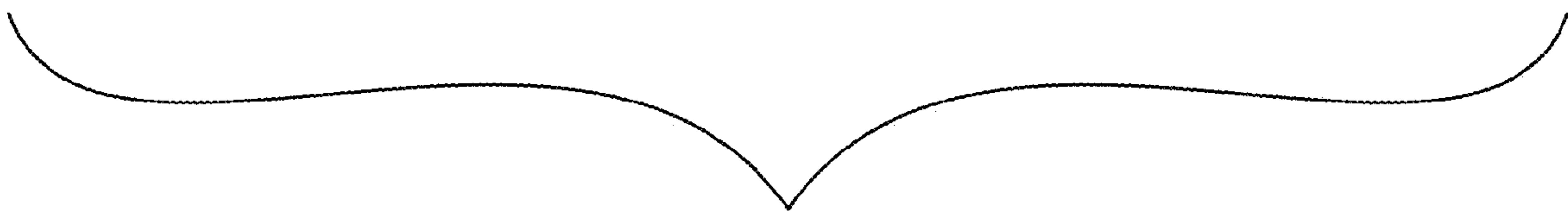
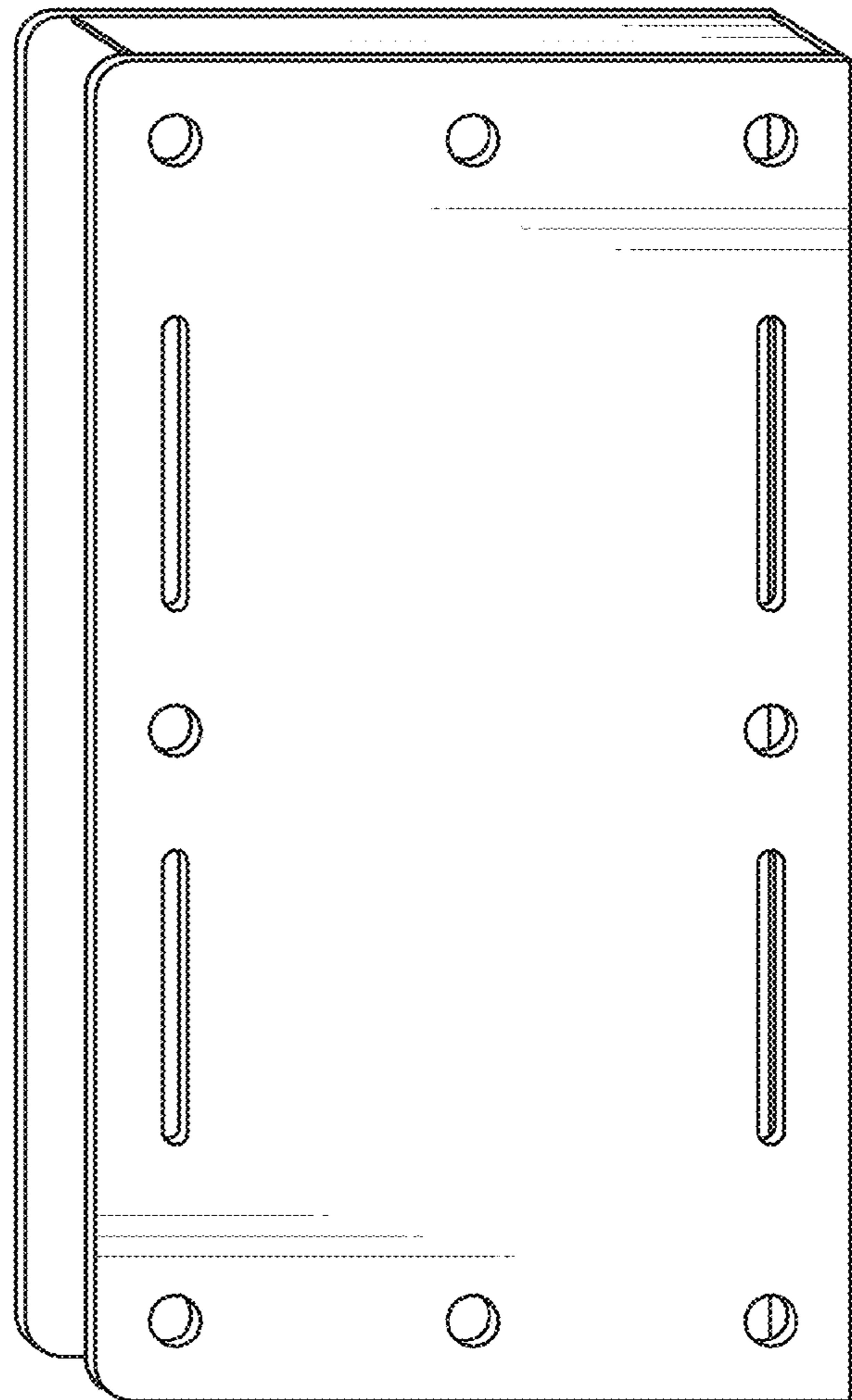


FIG. 3






FIG. 4




FIG. 5




FIG. 6




FIG. 7




FIG. 8




FIG. 9