



US00D937264S

(12) **United States Design Patent**
Bae et al.

(10) **Patent No.:** **US D937,264 S**

(45) **Date of Patent:** **** Nov. 30, 2021**

(54) **STYLUS PEN FOR ELECTRONIC CANVAS**

(71) Applicant: **LG ELECTRONICS INC.**, Seoul (KR)

(72) Inventors: **Jinwan Bae**, Seoul (KR); **Hyojin Won**, Seoul (KR); **Minjeong Kang**, Seoul (KR); **Youngjoon Park**, Seoul (KR); **Youjin Lee**, Seoul (KR)

(73) Assignee: **LG Electronics Inc.**, Seoul (KR)

(**) Term: **15 Years**

(21) Appl. No.: **29/735,180**

(22) Filed: **May 19, 2020**

(30) **Foreign Application Priority Data**

Dec. 17, 2019 (KR) 30-2019-0061363

(51) **LOC (13) Cl.** **14-02**

(52) **U.S. Cl.**
USPC **D14/411**

(58) **Field of Classification Search**
USPC D14/372, 496, 432, 371, 125, 126, 129, D14/299, 411; D16/300-342; 351/158, 351/153, 144; 345/7-9, 905; 455/344; 348/115, 53, 121, 739

CPC G02B 27/017; G06F 3/016; G06F 3/033; G06F 3/0317; G06F 3/03545; G06F 3/041; G06K 9/222

See application file for complete search history.

(56) **References Cited**

U.S. PATENT DOCUMENTS

D619,580 S * 7/2010 Nakayama D14/411
D675,621 S * 2/2013 Fletcher D14/411

D679,708 S * 4/2013 Li D14/411
D695,741 S * 12/2013 Wang D14/411
D700,909 S * 3/2014 Bowser D14/432
D706,267 S * 6/2014 Nakata D14/411
D709,886 S * 7/2014 Lin D14/411
D711,882 S * 8/2014 Yeo D14/411
D746,288 S * 12/2015 Mathis D14/432
D754,129 S * 4/2016 Kao D14/411
D783,617 S * 4/2017 Chrenka D14/411
D789,453 S * 6/2017 Walker D19/180
D797,742 S * 9/2017 Chang D14/411
D799,489 S * 10/2017 Chen D14/411
D802,592 S * 11/2017 Varghese D14/411
D834,089 S * 11/2018 Walker D19/179
D895,619 S * 9/2020 Harju D14/411
D911,343 S * 2/2021 Greene D14/411
D917,481 S * 4/2021 Nishizawa D14/411

* cited by examiner

Primary Examiner — Austin Murphy

(74) *Attorney, Agent, or Firm* — Birch, Stewart, Kolasch & Birch, LLP

(57) **CLAIM**

We claim the ornamental design for a stylus pen for electronic canvas, as shown and described.

DESCRIPTION

FIG. 1 is a perspective view of a stylus pen for electronic canvas showing our new design:

FIG. 2 is a front elevation view thereof;

FIG. 3 is a rear elevation view thereof;

FIG. 4 is a left-side elevation view thereof;

FIG. 5 is a right-side elevation view thereof;

FIG. 6 is a top plan view thereof; and,

FIG. 7 is a bottom plan view thereof.

1 Claim, 7 Drawing Sheets

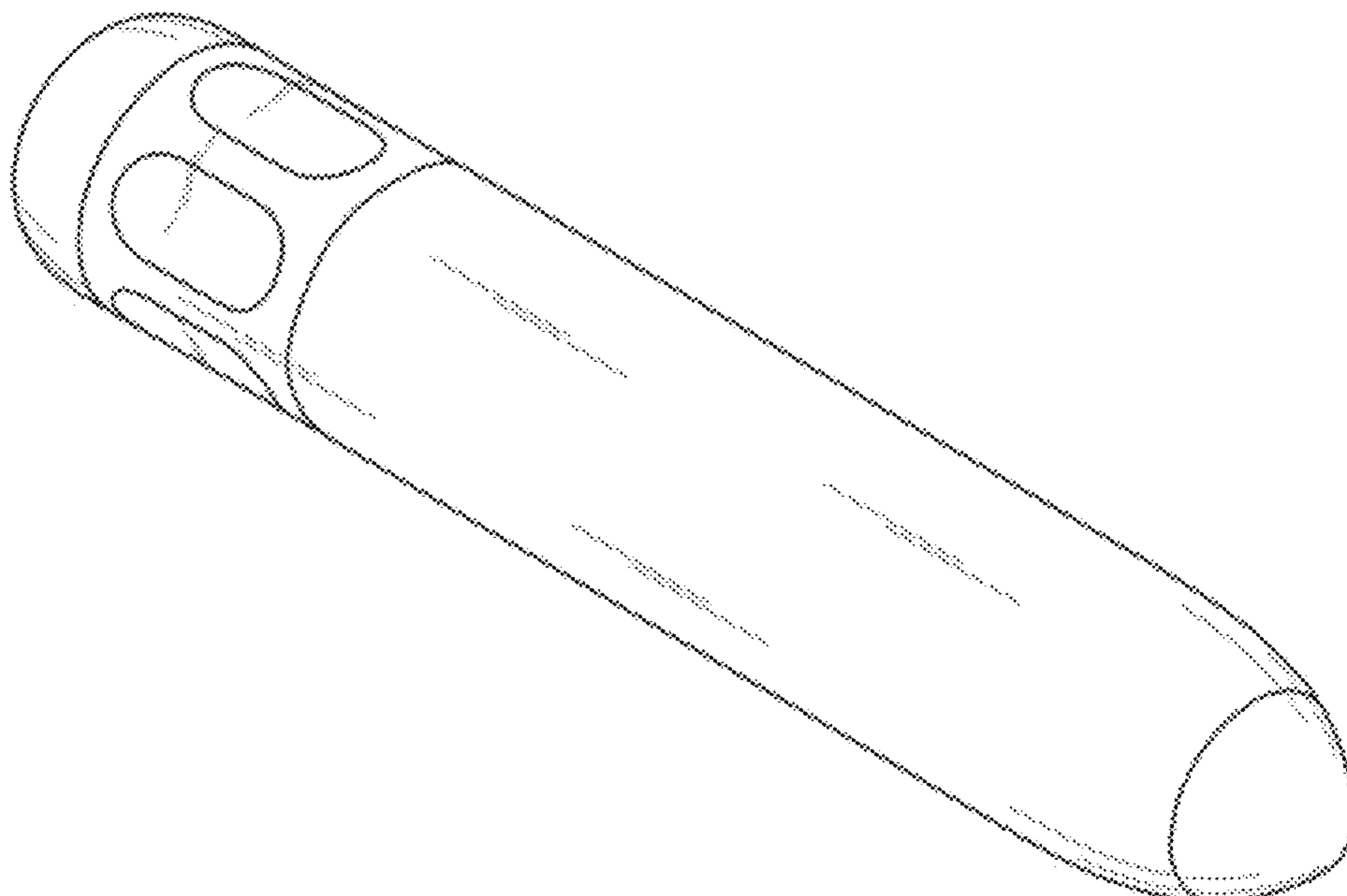


FIG. 1

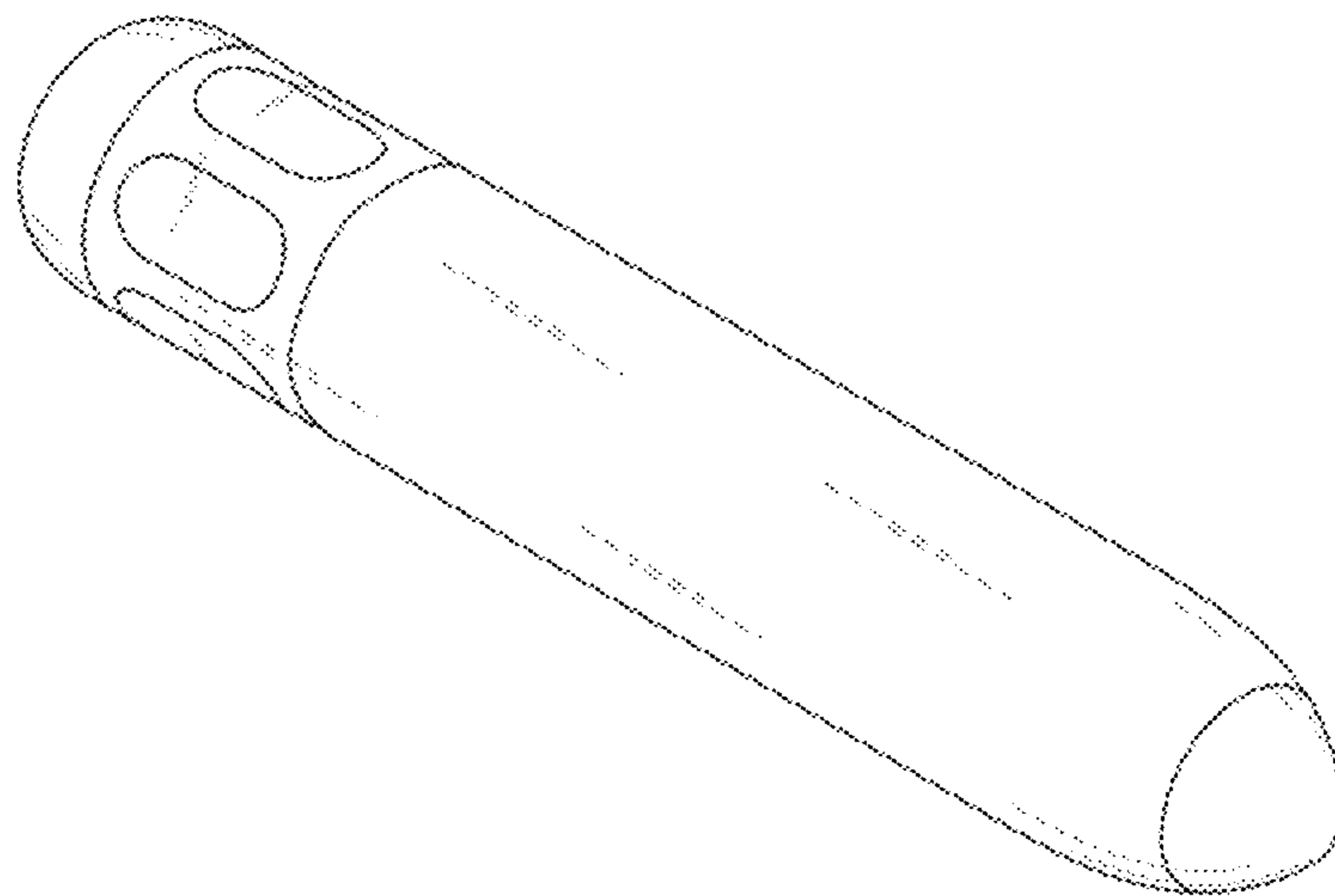


FIG. 2




FIG. 3




FIG. 4




FIG. 5




FIG. 6

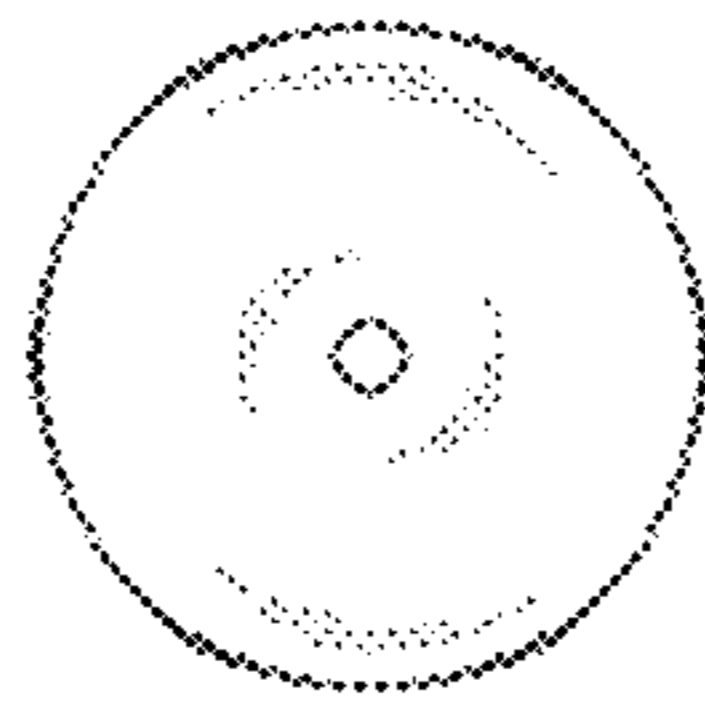


FIG. 7

