

US00D937224S

(12) **United States Design Patent** (10) **Patent No.:** **US D937,224 S**  
**Ogawa** (45) **Date of Patent:** **\*\* Nov. 30, 2021**

(54) **TERMINAL BLOCK**

(71) Applicant: **OMRON Corporation**, Kyoto (JP)

(72) Inventor: **Tadahiko Ogawa**, Moriyama (JP)

(73) Assignee: **OMRON Corporation**, Kyoto (JP)

(\*\*) Term: **15 Years**

(21) Appl. No.: **29/761,725**

(22) Filed: **Dec. 11, 2020**

**Related U.S. Application Data**

(62) Division of application No. 29/690,268, filed on May 7, 2019, now Pat. No. Des. 923,586.

(30) **Foreign Application Priority Data**

Dec. 17, 2018 (JP) ..... 2018-027491  
Dec. 17, 2018 (JP) ..... 2018-027492  
Dec. 17, 2018 (JP) ..... 2018-027493

(51) **LOC (13) Cl.** ..... **13-03**

(52) **U.S. Cl.**  
USPC ..... **D13/154**; D13/147

(58) **Field of Classification Search**  
USPC ..... D13/133, 146, 147, 123, 184, 199, 118,  
D13/120, 154, 155, 173, 156, 121, 161,  
D13/175, 158, 159; D8/381, 364, 380,  
D8/354, 499; D25/29, 119  
CPC ..... H01R 12/00; H01R 12/515; H01R 12/55;  
H01R 12/58; H01R 12/592; H01R  
12/724; H01R 13/52; H01R 13/5202;  
H01R 13/5205; H01R 13/5208; H01R  
13/5213; H01R 13/639; H01R 13/40;  
H01R 13/74; H01R 13/62; H01R 4/4818;  
H01R 4/24; H01R 4/48; H01R 4/38;  
H01R 4/2441; H01R 4/2458; H01R 4/60;  
H01R 9/00; H01R 9/15; H01R 9/24;  
H01R 9/2458; H01H 2201/00; H01H  
71/00; H01H 71/02

See application file for complete search history.

(56) **References Cited**

U.S. PATENT DOCUMENTS

5,474,476 A 12/1995 Cheng  
D415,996 S 11/1999 Colver et al.  
D438,376 S 3/2001 Marshall  
D453,739 S 2/2002 Lin  
6,488,527 B2 12/2002 Yoon  
D471,866 S 3/2003 Yano et al.  
D472,878 S 4/2003 Kitamura  
D476,978 S 7/2003 Dugas et al.

(Continued)

OTHER PUBLICATIONS

Brackit—Angle Brackets. Date: Feb. 27, 2018 [online]. [Site visited Sep. 16, 2021]. Available from Internet URL: <https://www.amazon.co.uk/dp/B07B3Z35HF/> (Year: 2018).\*

(Continued)

*Primary Examiner* — Susan Bennett Hattan  
*Assistant Examiner* — Landon Thomas Cassell  
(74) *Attorney, Agent, or Firm* — Capitol City TechLaw

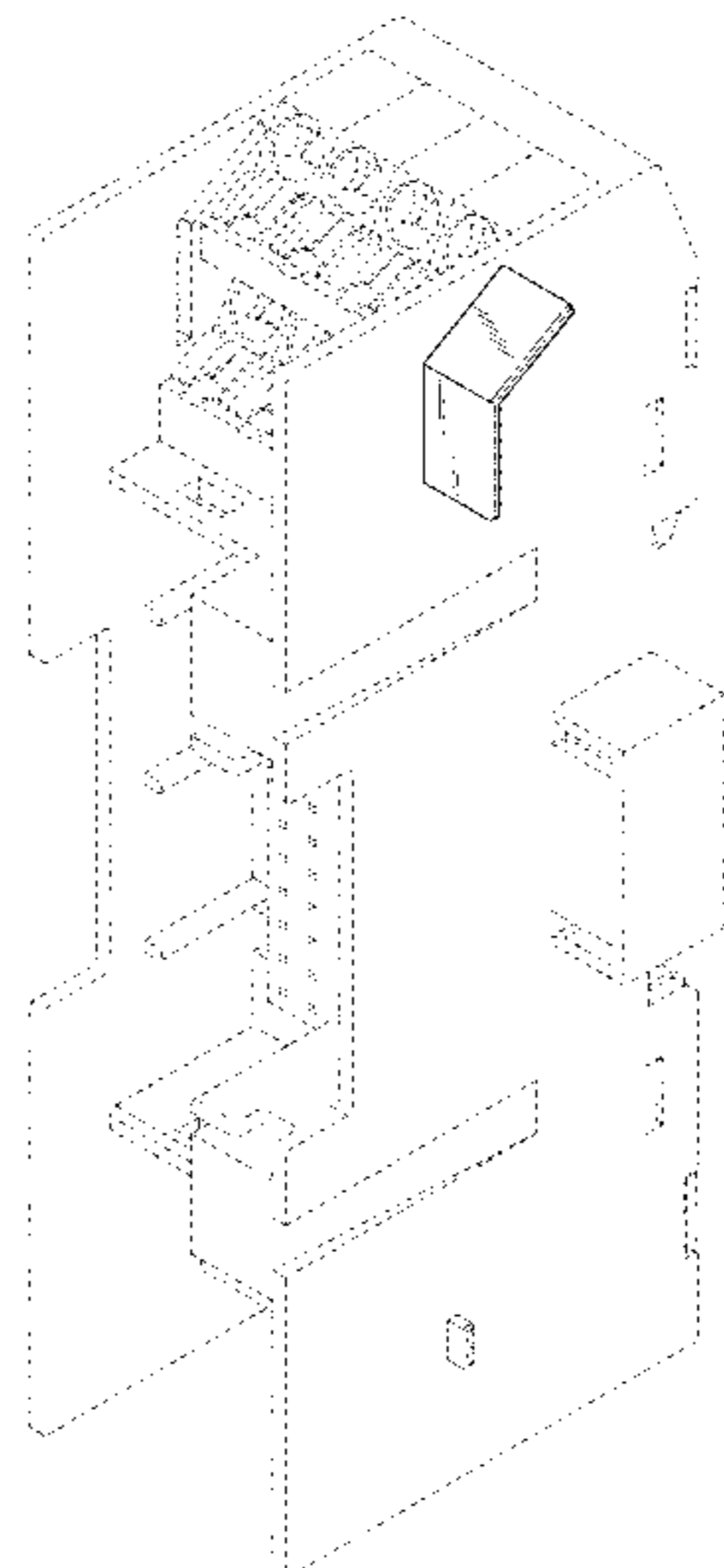
(57) **CLAIM**

The ornamental design for a terminal block, as shown and described.

**DESCRIPTION**

FIG. 1 is a front, top, and right side perspective view of a terminal block showing our new design;  
FIG. 2 is a front view thereof;  
FIG. 3 is a rear view thereof;  
FIG. 4 is a left side view thereof;  
FIG. 5 is a right side view thereof;  
FIG. 6 is a top view thereof; and,  
FIG. 7 is a bottom view thereof.  
The dashed broken lines in the figures show portions of the terminal block that form no part of the claimed design.

**1 Claim, 7 Drawing Sheets**



(56)

References Cited

U.S. PATENT DOCUMENTS

D476,980 S 7/2003 Dugas et al.  
 D529,870 S 10/2006 McCord et al.  
 D531,132 S 10/2006 McCord et al.  
 D531,133 S 10/2006 McCord et al.  
 D532,752 S 11/2006 McCord et al.  
 D537,721 S 3/2007 Kertels  
 D546,764 S 7/2007 Ciancanelli et al.  
 D547,724 S 7/2007 Ciancanelli et al.  
 D549,651 S 8/2007 Mancari et al.  
 D560,172 S 1/2008 Ohta et al.  
 D581,878 S \* 12/2008 Liu ..... D13/154  
 D615,848 S \* 5/2010 Prichard ..... D8/354  
 D634,713 S 3/2011 Giordanino et al.  
 D636,927 S \* 4/2011 Lin ..... D26/138  
 D660,254 S 5/2012 Cui  
 D668,616 S 10/2012 Ohtsuji  
 D678,842 S 3/2013 Shino et al.  
 D691,889 S 10/2013 Mettler et al.  
 D697,034 S 1/2014 Kobayashi  
 D701,491 S 3/2014 Miyoshi  
 D706,725 S 6/2014 Majewski  
 8,928,438 B2 1/2015 Masui et al.  
 D728,488 S 5/2015 Ishikawa et al.  
 9,123,494 B2 9/2015 Shinkai et al.  
 D744,949 S \* 12/2015 Manhart ..... D13/121  
 D754,614 S 4/2016 Chen et al.  
 D762,178 S 7/2016 Liu et al.  
 D768,466 S \* 10/2016 Simmons ..... D8/354  
 D770,979 S 11/2016 Willette  
 9,570,261 B2 2/2017 Chen et al.  
 D780,557 S \* 3/2017 Foley ..... D8/354  
 D782,313 S 3/2017 Roser  
 D789,636 S 7/2017 Gonzalez et al.  
 D792,343 S 7/2017 Rowe et al.  
 D792,351 S 7/2017 Masaki et al.  
 D792,352 S 7/2017 Masaki et al.  
 D800,074 S 10/2017 Masaki et al.  
 D810,023 S 2/2018 Asano  
 D814,421 S 4/2018 Curth  
 9,966,698 B2 \* 5/2018 Yayama ..... H01R 9/2633  
 10,026,577 B2 7/2018 Hiroki et al.  
 D830,316 S 10/2018 Min et al.  
 10,424,449 B2 9/2019 Nishio

2002/0132504 A1 9/2002 Mori et al.  
 2002/0142671 A1 \* 10/2002 Yano ..... H01R 9/26  
 439/721  
 2005/0230231 A1 \* 10/2005 Kadan ..... H01H 9/0264  
 200/51 R  
 2007/0093121 A1 \* 4/2007 Helmreich ..... H01R 4/4827  
 439/495  
 2013/0330982 A1 12/2013 Ferran Palau et al.  
 2015/0244087 A1 8/2015 Wing et al.  
 2017/0271785 A1 \* 9/2017 Do ..... H01R 4/38  
 2018/0132361 A1 5/2018 Mehkri et al.  
 2018/0337472 A1 \* 11/2018 Wu ..... H01R 4/4827

OTHER PUBLICATIONS

Morris—45 degree Corner Angle. Date: Apr. 1, 2011 [online]. [Site visited Sep. 16, 2021]. Available from Internet URL: <https://www.amazon.com/dp/B005GDGA0K/> (Year: 2011).\*

Terminal Blocks. (Design—© Questel) orbit.com. [Online PDF compilation of references] 25 pgs. Print Dates Range Mar. 14, 2014-Mar. 6, 2017. [Retrieved Sep. 16, 2021] <https://www.orbit.com/export/UCZAH96B/pdf4/39d72a42-6461-444b-8aa3-eb864a75324d-150111.pdf> (Year: 2021).\*

Mounted Power Relay with Socket, Dec. 6, 2018, available from internet URL: <https://www.newegg.com/p/0R7-001A-01290> (Year 2018).

Coil Electromagnetic Power Relay, Oct. 24, 2018, available from internet URL: <https://www.amazon.co.uk/dp/B07JNHXCJX/> (Year 2018).

220V Coil Electromagnetic Power Relay, Oct. 24, 2018, available from internet URL: <https://www.amazon.co.uk/dp/B07JNWN1Q> (Year 2018).

Terminal Blocks, (Design—© Questel) orbit.com, 31 pages, print dates range Aug. 23, 2006-Dec. 8, 2017, available from internet URL: <https://www.orbit.com/export/UCZAH96B/pdf4/f9593178-33d1-4003-836c-941304befec0-140529.pdf> (Year 2021).

Leviton Straight Blade Plug., Nov. 9, 2004, available from internet URL: <https://www.amazon.com/dp/B0026GZEK2>, 2004.

Rectangular contacts. (Design—© Questel) orbit.com, 61 pages, Print Dates Range Jun. 19, 2012-May 11, 2018, available from internet URL: <https://www.orbit.com/export/UCZAH96B/pdf4/71844a1e-7dba-4332-ab36-3c00cb784de5-193644.pdf> (Year: 2021).

\* cited by examiner

Fig. 1

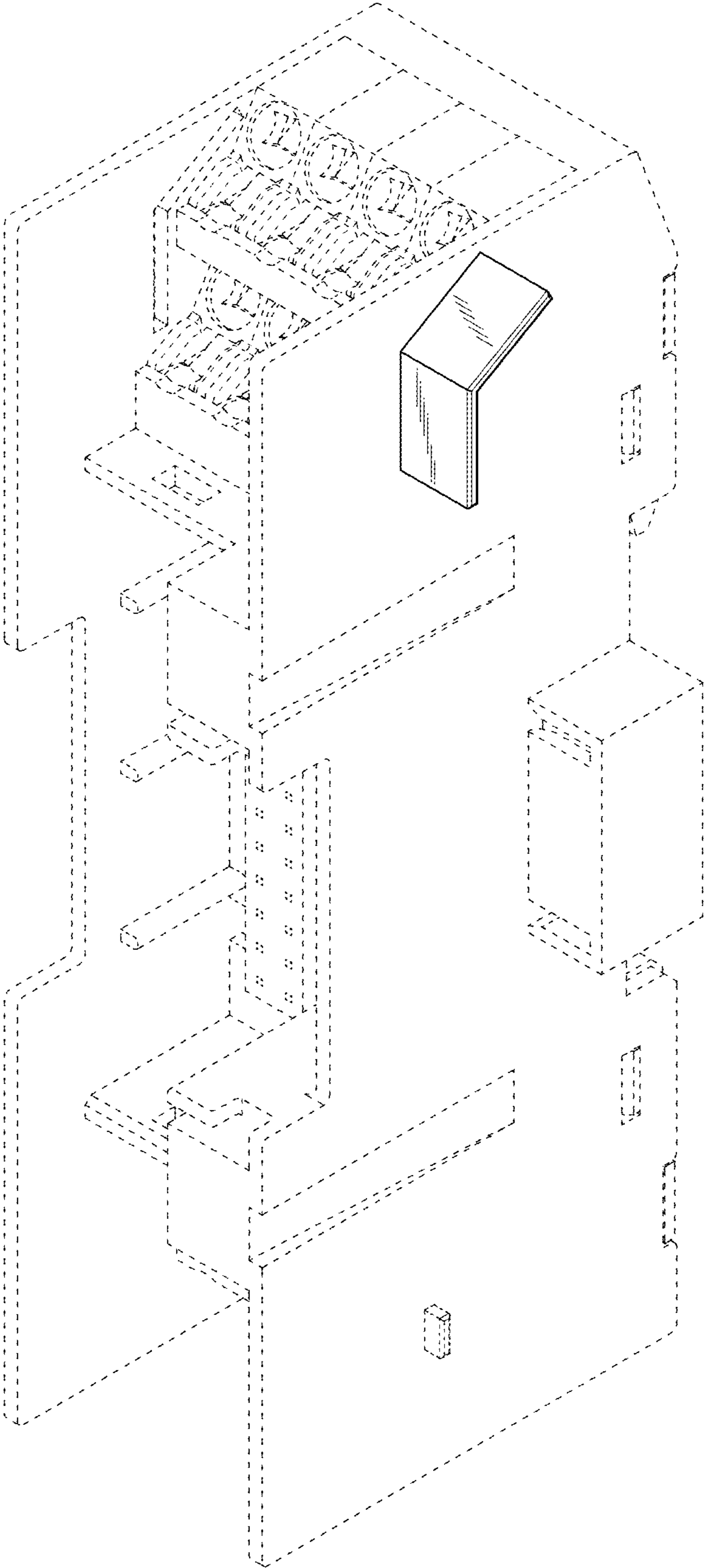


Fig. 2

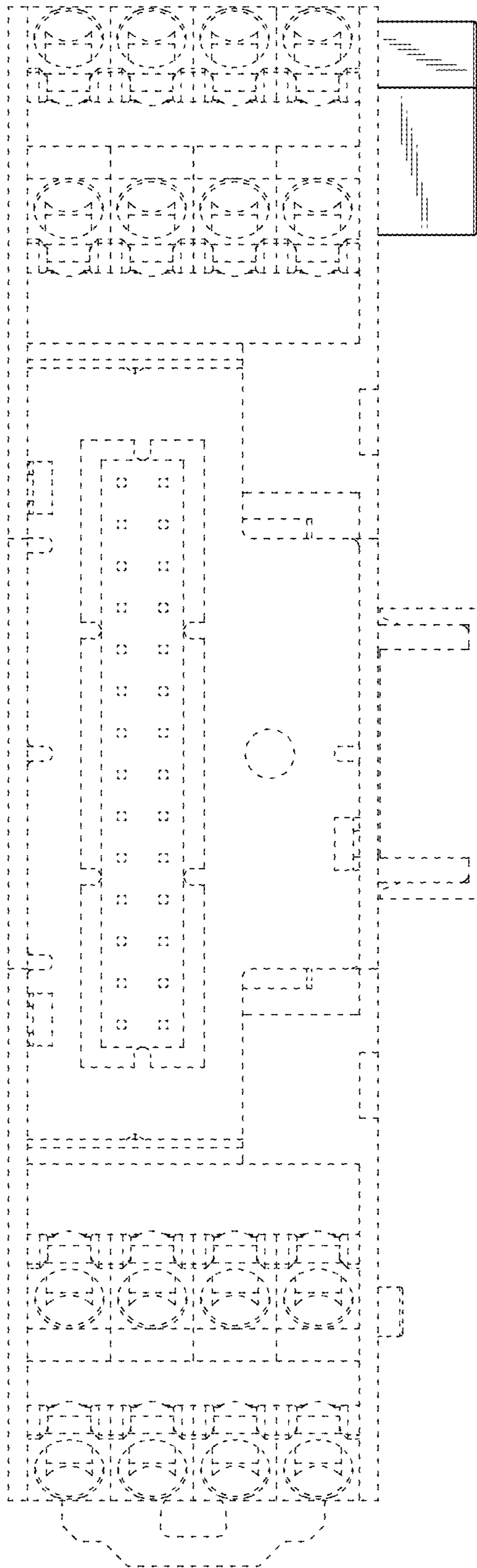


Fig. 3

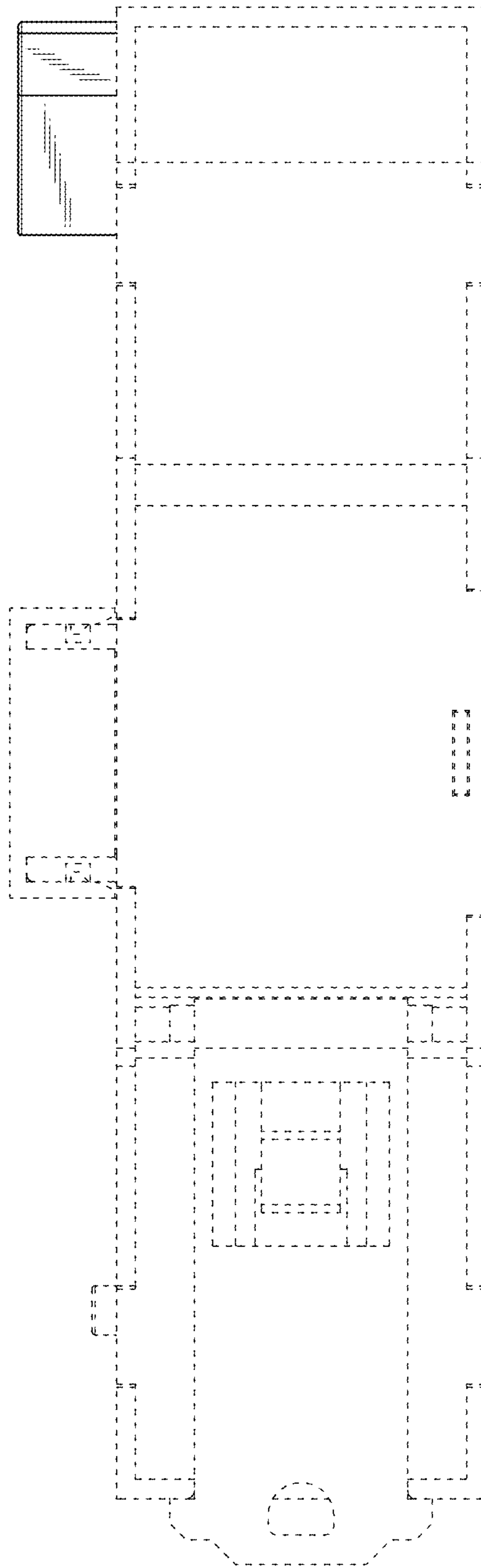


Fig. 4

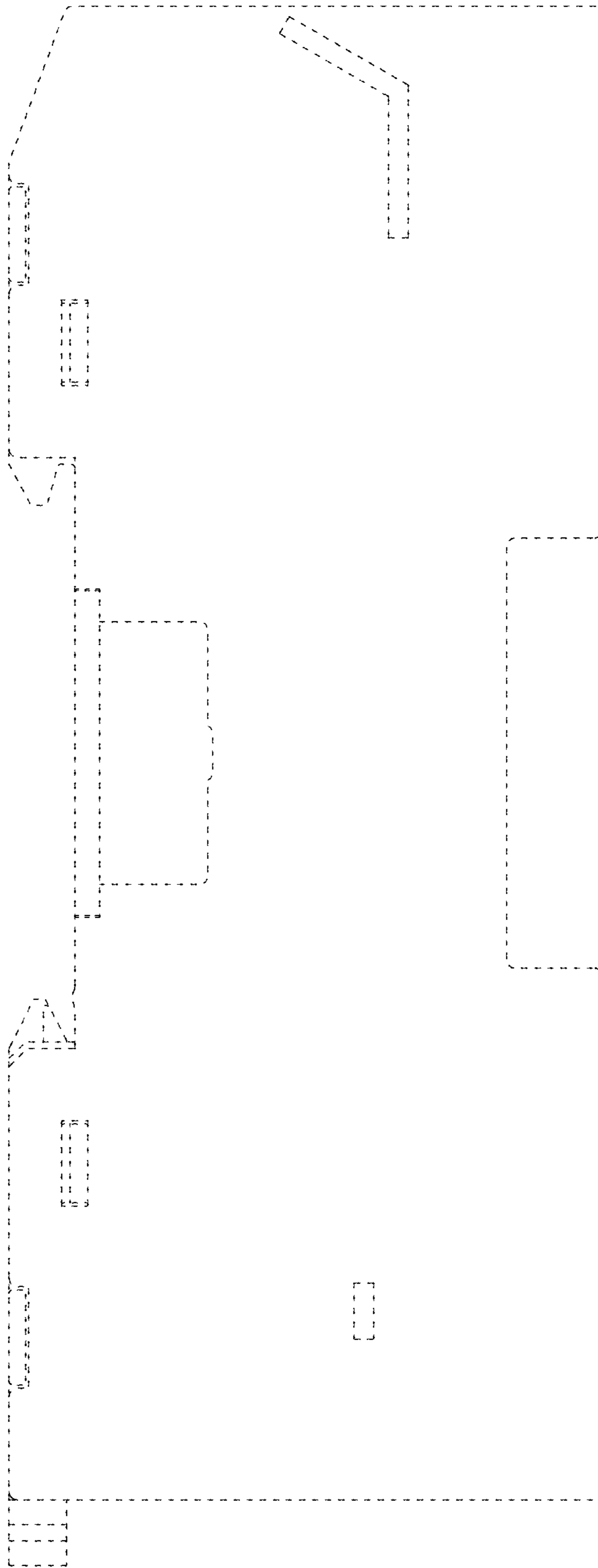


Fig. 5

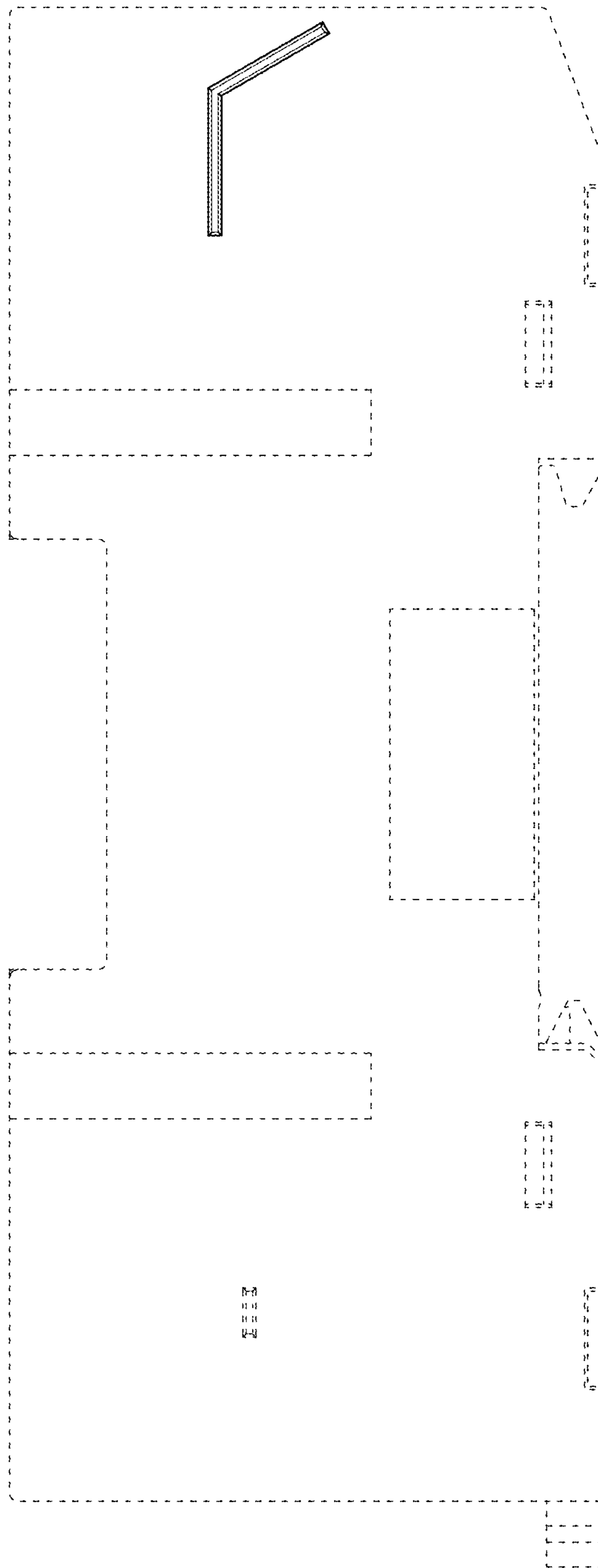


Fig. 6

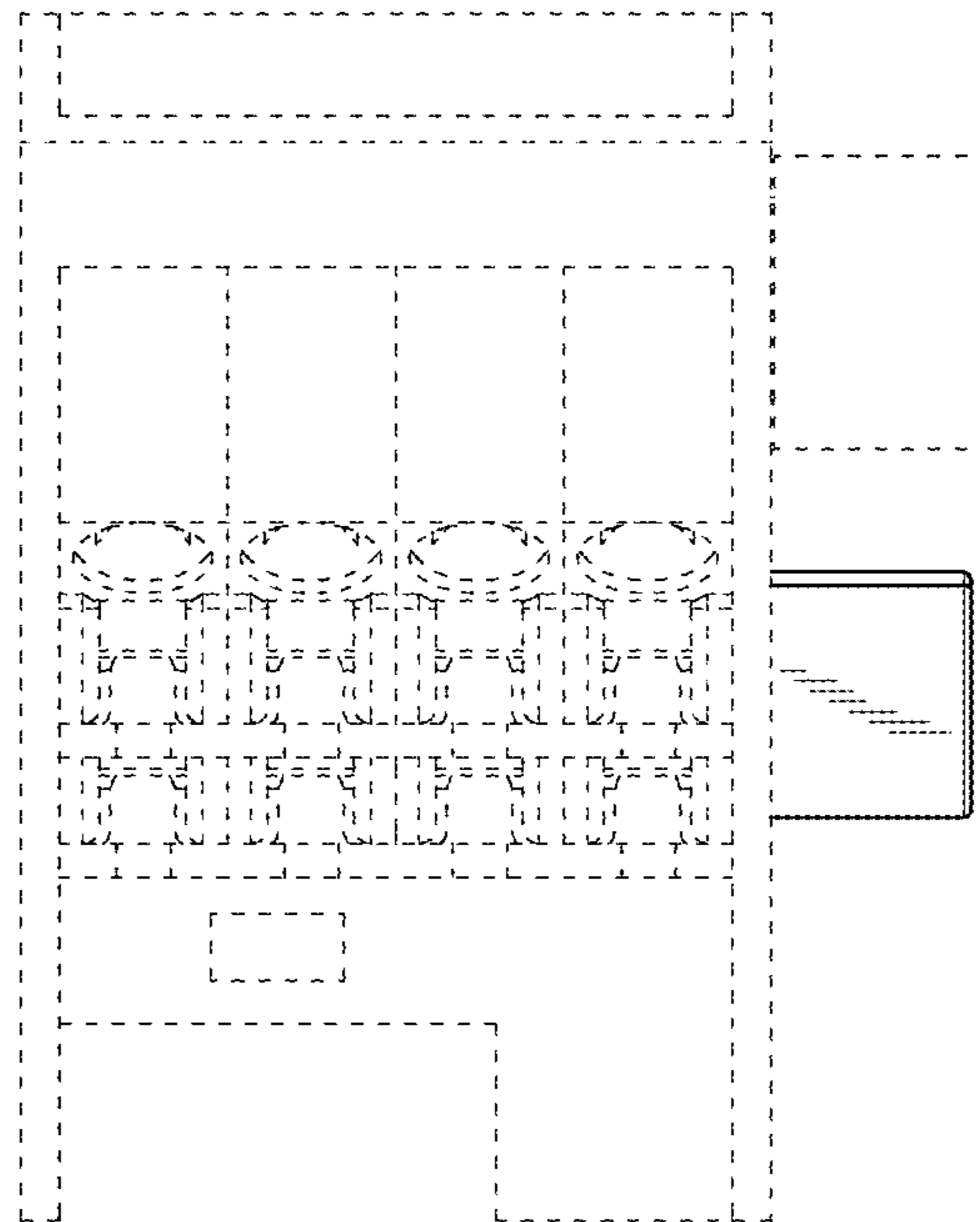




Fig. 7

