



US00D937223S

(12) **United States Design Patent** (10) **Patent No.:** **US D937,223 S**
Ogawa et al. (45) **Date of Patent:** **** Nov. 30, 2021**

(54) **TERMINAL BLOCK** 13/62; H01R 4/4818; H01R 4/24; H01R 4/48; H01R 4/38; H01R 4/2441; H01R 4/2458; H01R 4/60; H01R 9/15; H01R 9/24; H01R

(71) Applicant: **OMRON Corporation**, Kyoto (JP)
(72) Inventors: **Tadahiko Ogawa**, Moriyama (JP); **Aiki Kora**, Kyoto (JP) (Continued)

(73) Assignee: **OMRON Corporation**, Kyoto (JP) (56) **References Cited**

(**) Term: **15 Years** U.S. PATENT DOCUMENTS

(21) Appl. No.: **29/761,721** 5,474,476 A 12/1995 Cheng
D415,996 S * 11/1999 Colver D13/118
D438,376 S 3/2001 Marshall

(22) Filed: **Dec. 11, 2020** (Continued)

Related U.S. Application Data

(62) Division of application No. 29/690,268, filed on May 7, 2019, now Pat. No. Des. 923,586.

Foreign Application Priority Data

(30) Dec. 17, 2018 (JP) 2018-027491
Dec. 17, 2018 (JP) 2018-027492
Dec. 17, 2018 (JP) 2018-027493

(51) **LOC (13) Cl.** **13-03**

(52) **U.S. Cl.**
USPC **D13/154**; D13/147

(58) **Field of Classification Search**

USPC D13/133, 146, 147, 123, 184, 199, 118,
D13/120, 154, 155, 173, 156, 121, 175,
D13/103, 158, 162, 162.1, 159, 161;
D8/381, 364, 380, 354, 499; D25/29,
D25/119
CPC . H01R 9/00; H01R 9/22; H01R 9/223; H01R
9/2408; H01R 9/2425; H01R 9/245;
H01R 9/28; H01R 9/2675; H01R 12/00;
H01R 13/46; H01R 13/00; H01R 13/02;
H01R 13/04; H01R 13/05; H01R 13/08;
H01R 12/515; H01R 12/55; H01R 12/58;
H01R 12/592; H01R 12/724; H01R
13/52; H01R 13/5202; H01R 13/5205;
H01R 13/5208; H01R 13/5213; H01R
13/639; H01R 13/40; H01R 13/74; H01R

OTHER PUBLICATIONS

Leviton Straight Blade Plug. Date: Nov. 9, 2004. [online]. [Site visited Apr. 7, 2021]. Available from Internet URL: <https://www.amazon.com/dp/B0026GZEK2/> (Year: 2004).*

(Continued)

Primary Examiner — Susan Bennett Hattan
Assistant Examiner — Landon Thomas Cassell
(74) *Attorney, Agent, or Firm* — Capitol City TechLaw

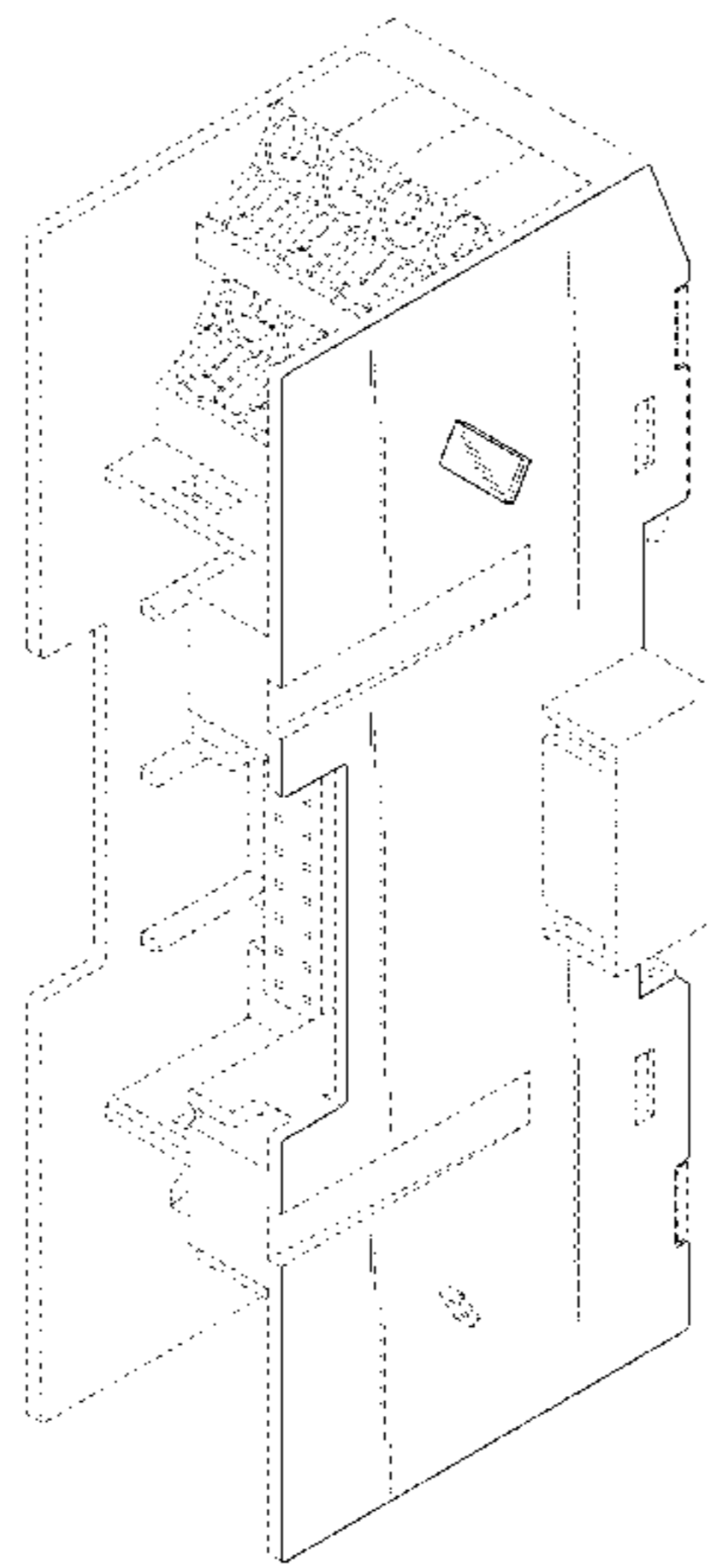
(57) **CLAIM**

The ornamental design for a terminal block, as shown and described.

DESCRIPTION

FIG. 1 is a front, top, and right side perspective view of a terminal block showing our new design;
FIG. 2 is a front view thereof;
FIG. 3 is a rear view thereof;
FIG. 4 is a left side view thereof;
FIG. 5 is a right side view thereof;
FIG. 6 is a top view thereof; and,
FIG. 7 is a bottom view thereof.
The dashed broken lines in the figures show portions of the terminal block that form no part of the claimed design.

1 Claim, 7 Drawing Sheets



(58) **Field of Classification Search**
 CPC .. 9/2458; H01H 71/00; H01H 2201/00; H01H
 71/02
 See application file for complete search history.

(56) **References Cited**

U.S. PATENT DOCUMENTS

D453,739 S * 2/2002 Lin D13/148
 6,488,527 B2 12/2002 Yoon
 D471,866 S 3/2003 Yano et al.
 D472,878 S 4/2003 Kitamura
 D476,978 S 7/2003 Dugas et al.
 D476,980 S 7/2003 Dugas et al.
 D520,322 S * 5/2006 Orlando D8/354
 D529,870 S 10/2006 McCord et al.
 D531,132 S 10/2006 McCord et al.
 D531,133 S 10/2006 McCord et al.
 D532,752 S 11/2006 McCord et al.
 D537,721 S 3/2007 Kertels
 D546,764 S 7/2007 Ciancanelli et al.
 D547,724 S 7/2007 Ciancanelli et al.
 D549,651 S * 8/2007 Mancari D13/138.2
 D560,172 S * 1/2008 Ohta D13/161
 D581,878 S * 12/2008 Liu D13/154
 D634,713 S 3/2011 Giordanino et al.
 D636,927 S * 4/2011 Lin D26/138
 D660,254 S 5/2012 Cui
 D668,616 S * 10/2012 Ohtsuji D13/147
 D678,842 S * 3/2013 Shino D13/147
 D690,188 S * 9/2013 Pontus D8/349
 D691,889 S 10/2013 Mettler et al.
 D697,034 S * 1/2014 Kobayashi D13/161
 D701,491 S * 3/2014 Miyoshi D13/147
 D706,725 S 6/2014 Majewski
 8,928,438 B2 * 1/2015 Masui H01H 50/642
 335/274
 D728,488 S 5/2015 Ishikawa et al.
 D729,043 S * 5/2015 Poppell D8/354
 9,123,494 B2 * 9/2015 Shinkai H01H 50/26
 D744,949 S * 12/2015 Manhart D13/121
 D754,614 S 4/2016 Chen et al.
 D762,178 S * 7/2016 Liu D13/147
 D770,979 S 11/2016 Willette
 9,570,261 B2 2/2017 Chen et al.
 D782,313 S 3/2017 Roser
 D789,636 S 7/2017 Gonzalez et al.
 D792,343 S * 7/2017 Rowe D13/103

D792,351 S 7/2017 Masaki et al.
 D792,352 S 7/2017 Masaki et al.
 D800,074 S 10/2017 Masaki et al.
 D810,023 S * 2/2018 Asano D13/133
 D814,421 S * 4/2018 Curth D13/146
 D818,517 S * 5/2018 Szarawarski D16/242
 10,026,577 B2 * 7/2018 Hiroki H01H 9/443
 D830,316 S 10/2018 Min et al.
 D854,400 S * 7/2019 Haley D8/354
 10,424,449 B2 9/2019 Nishio
 2002/0132504 A1 9/2002 Mori et al.
 2007/0093121 A1 * 4/2007 Helmreich H01R 4/4827
 439/495
 2013/0330982 A1 12/2013 Ferran Palau et al.
 2015/0244087 A1 8/2015 Wing et al.
 2018/0132361 A1 5/2018 Mehkri et al.

OTHER PUBLICATIONS

Rectangular contacts. (Design—© Questel) orbit.com. [Online PDF compilation of references] 61 pgs. Print Dates Range Jun. 19, 2012-May 11, 2018. [Apr. 2, 2020] <https://www.orbit.com/export/UCZAH96B/pdf4/71844a1e-7dba-4332-ab36-3c00cb784de5-193644.pdf> (Year: 2021).*

Baomain—Power Relay. Date: Nov. 6, 2016. [online]. [Site visited Sep. 14, 2021]. Available from Internet URL: <https://www.amazon.com/dp/B01MFHTSRS/> (Year: 2016).*

Terminal Blocks. (Design—© Questel) orbit.com. [Online PDF compilation of references] 12 pgs. Print Dates Range Mar. 14, 2014-Mar. 6, 2017. [Retrieved Sep. 16, 2021] <https://www.orbit.com/export/UCZAH96B/pdf4/39d72a42-6461-444b-8aa3-eb864a75324d-150111.pdf> (Year: 2021).*

Mounted Power Relay with Socket, Dec. 6, 2018, available from internet URL: <https://www.newegg.com/p/0R7-001A-01290> (Year 2018).

Coil Electromagnetic Power Relay, Oct. 24, 2018, available from internet URL: <https://www.amazon.co.uk/dp/B07JNHXCJX/> (Year 2018).

220V Coil Electromagnetic Power Relay, Oct. 24, 2018, available from internet URL: <https://www.amazon.co.uk/dp/B07JNWNLIQ> (Year 2018).

Terminal Blocks, (Design—© Questel) orbit.com, 31 pages, print dates range Aug. 23, 2006-Dec. 8, 2017, available from internet URL: <https://www.orbit.com/export/UCZAH96B/pdf4/f9593178-33d1-4003-836c-941304befec0-140529.pdf> (Year 2021).

* cited by examiner

Fig. 1

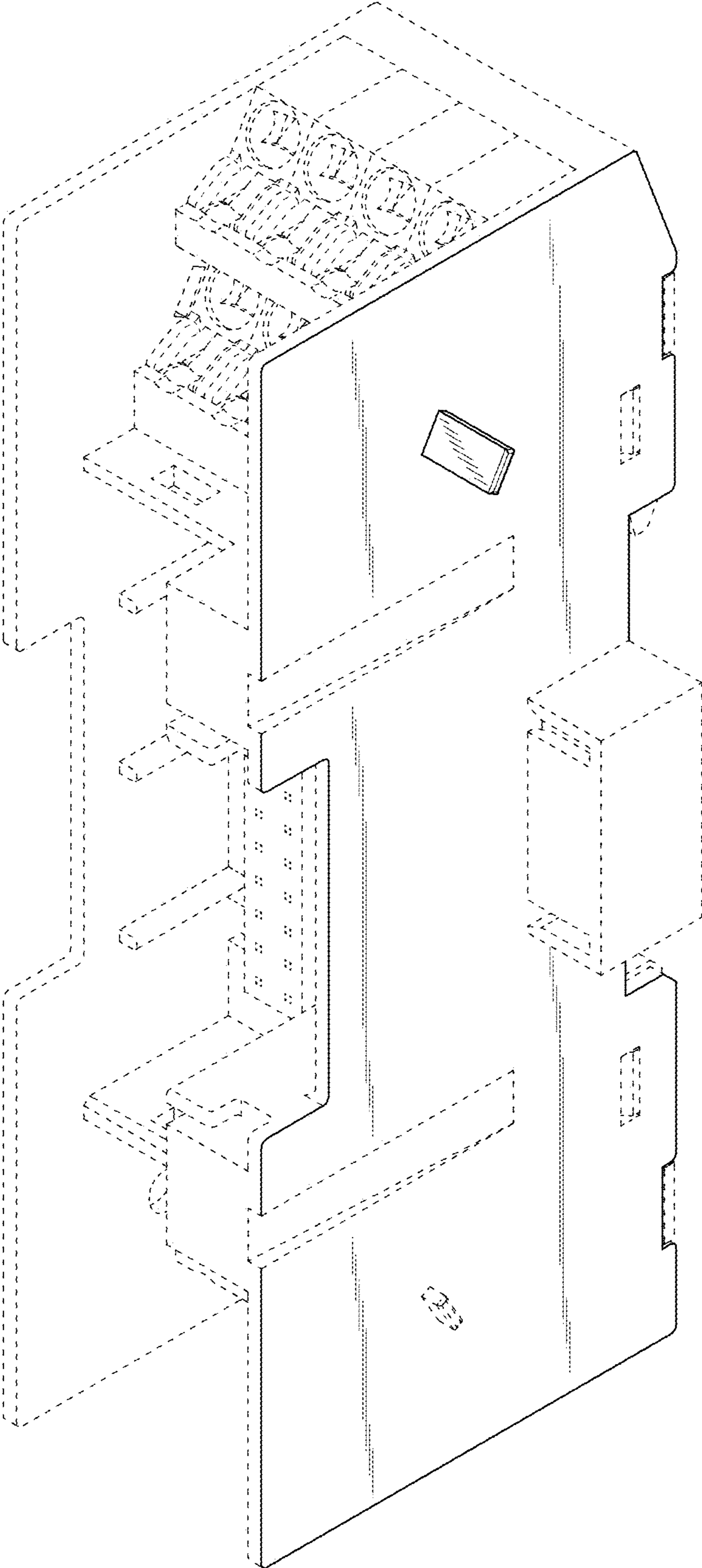


Fig. 2

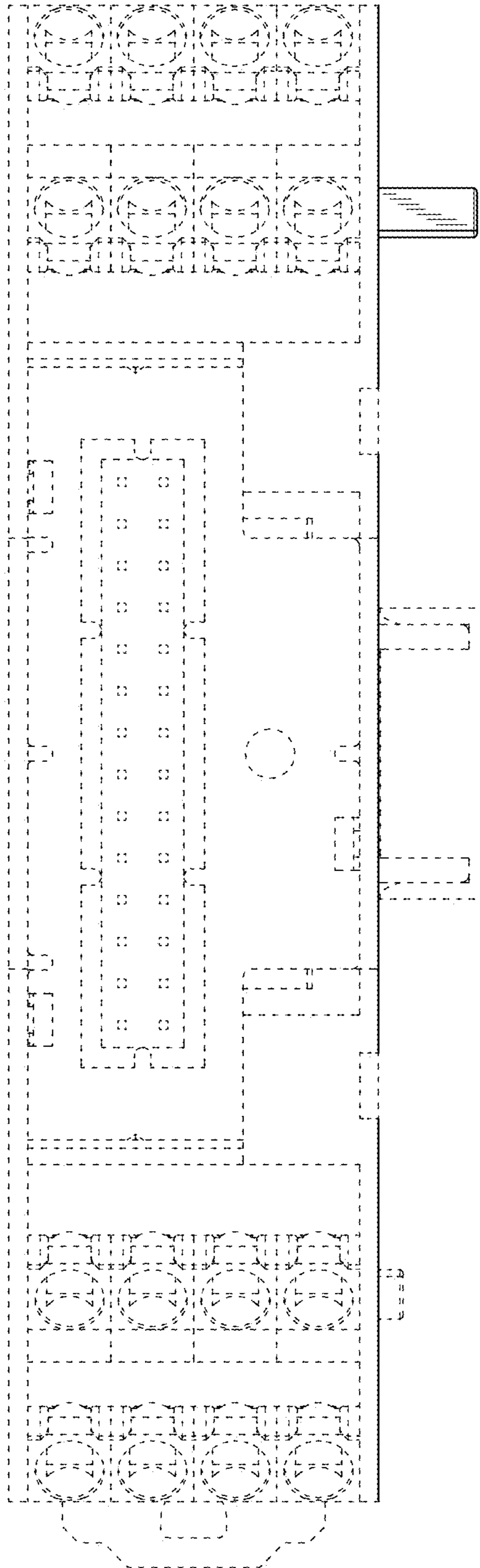


Fig. 3

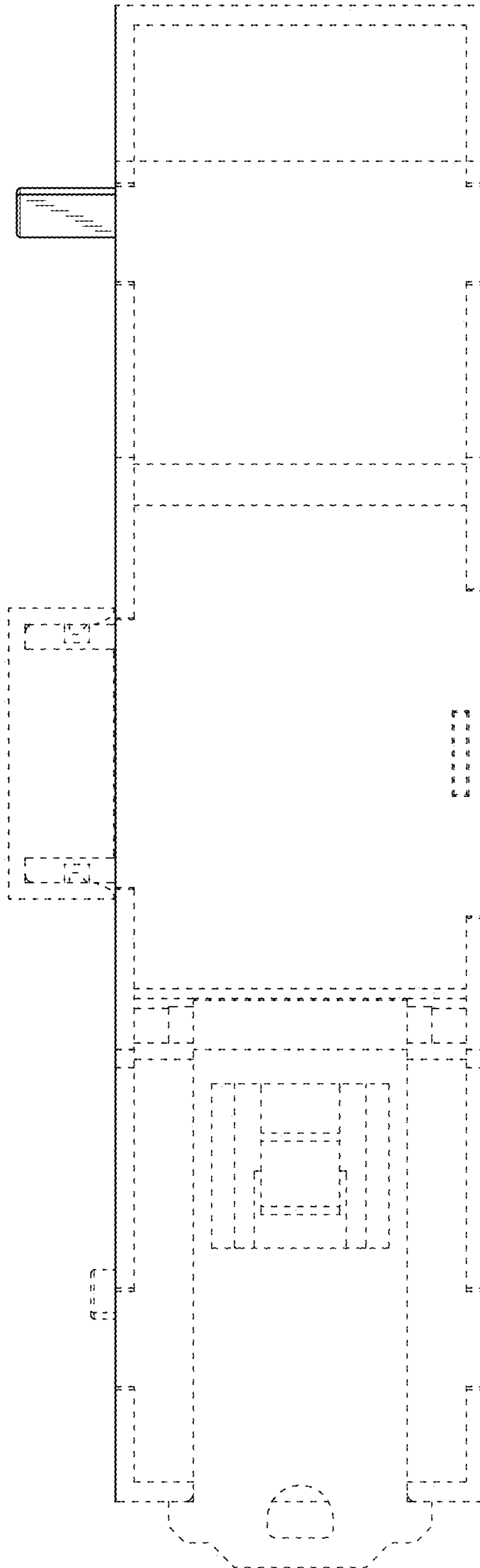


Fig. 4

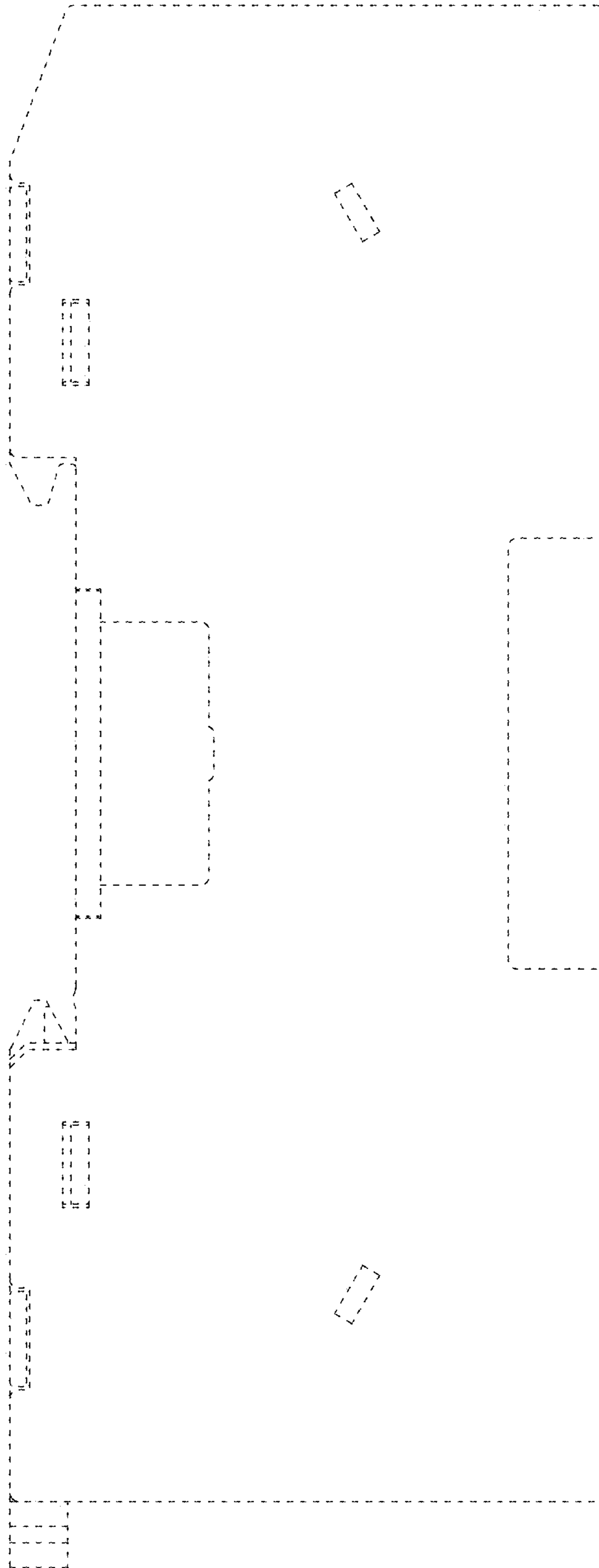


Fig. 5

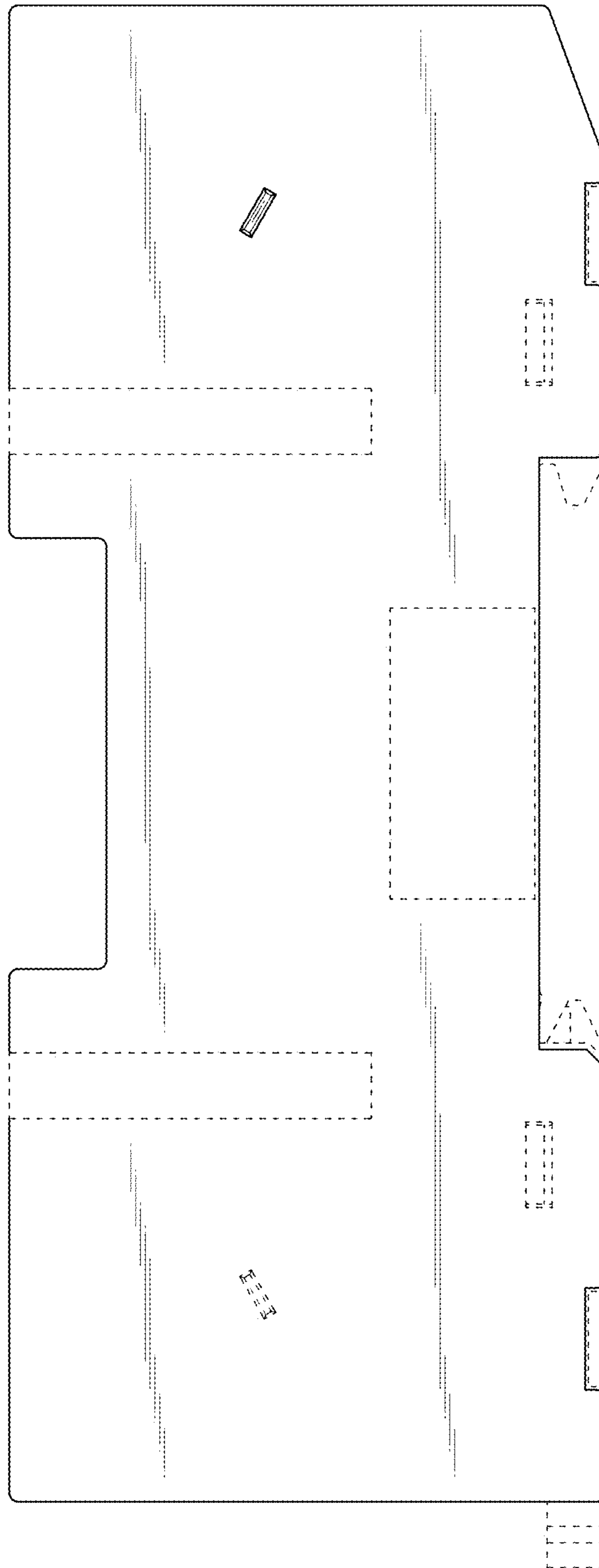


Fig. 6

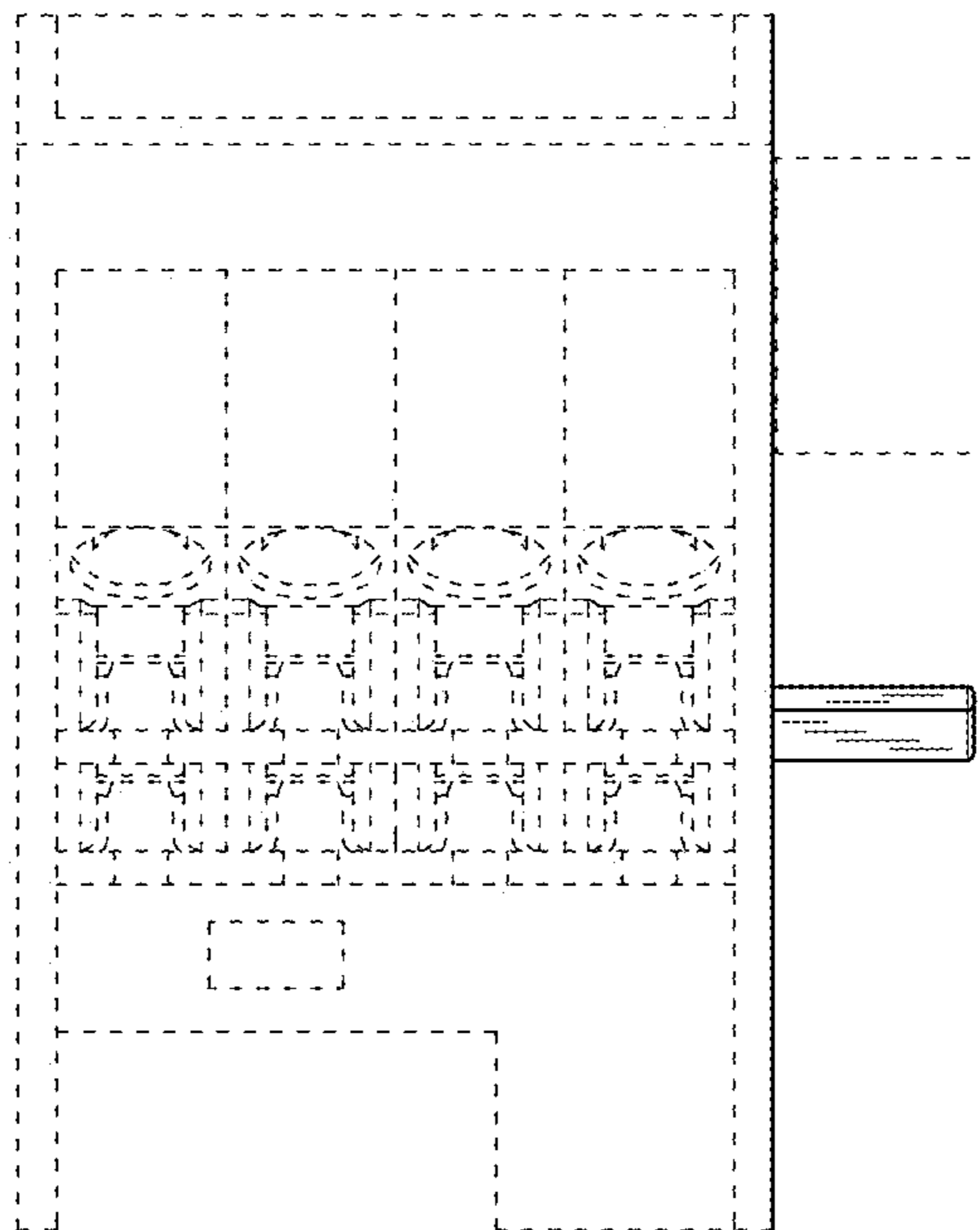


Fig. 7

