



US00D937217S

(12) **United States Design Patent**  
**Wu et al.**

(10) **Patent No.:** **US D937,217 S**

(45) **Date of Patent:** **\*\* Nov. 30, 2021**

- (54) **SOCKET WITH SCREEN**
- (71) Applicant: **Shenzhen Lianxunfa Technology CO., LTD.**, Shenzhen (CN)
- (72) Inventors: **Mingli Wu**, Shenzhen (CN); **Ze zhi Li**, Shenzhen (CN)
- (\*\*) Term: **15 Years**
- (21) Appl. No.: **29/686,224**
- (22) Filed: **Apr. 3, 2019**
- (51) **LOC (13) Cl.** ..... **13-03**
- (52) **U.S. Cl.**  
USPC ..... **D13/139.7**; D13/139.8
- (58) **Field of Classification Search**  
USPC ..... D13/103, 107, 108, 113, 118, 123, 133, D13/137.1–137.4, 139.1–139.7, 153, 154, D13/155; D14/433, 434  
CPC .... H01R 25/006; H01R 25/165; H01R 13/00; H01R 13/03; H01R 13/04; H01R 13/10; H01R 13/35; H01R 13/502; H01R 13/631; H01R 13/6666; H01R 13/6675; H05K 5/00; H05K 5/03  
See application file for complete search history.

- 8,110,943 B2 \* 2/2012 Zhou ..... H02J 9/005 307/39
- D682,789 S \* 5/2013 Au ..... D13/137.3
- D684,119 S \* 6/2013 Barzman ..... D13/137.2
- D701,834 S \* 4/2014 Lee ..... D13/137.2
- D786,797 S \* 5/2017 Hsu ..... D13/137.2
- D788,039 S \* 5/2017 Page ..... D13/139.3
- D796,443 S \* 9/2017 Xu ..... D13/139.6
- 9,772,358 B2 \* 9/2017 Hsu ..... G01R 22/10
- D801,276 S \* 10/2017 Lin ..... D13/139.7
- D801,936 S \* 11/2017 Rose ..... D13/139.4
- D801,937 S \* 11/2017 Rose ..... D13/139.4
- 9,837,813 B2 \* 12/2017 Newell ..... H02H 7/22

(Continued)

**OTHER PUBLICATIONS**

Surge Protector, Dec. 29, 2019, [online], [site visited Mar. 19, 2020], Available from Internet URL: <https://www.amazon.com/Protector-POWSAF-12-Outlet-3-Sided-Extension/dp/B0838Y1F46> (Year: 2019).\*

(Continued)

*Primary Examiner* — Brandon M Rosati  
(74) *Attorney, Agent, or Firm* — Prakash Nama; Global IP Services, PLLC

(57) **CLAIM**

The ornamental design for a socket with screen, as shown.

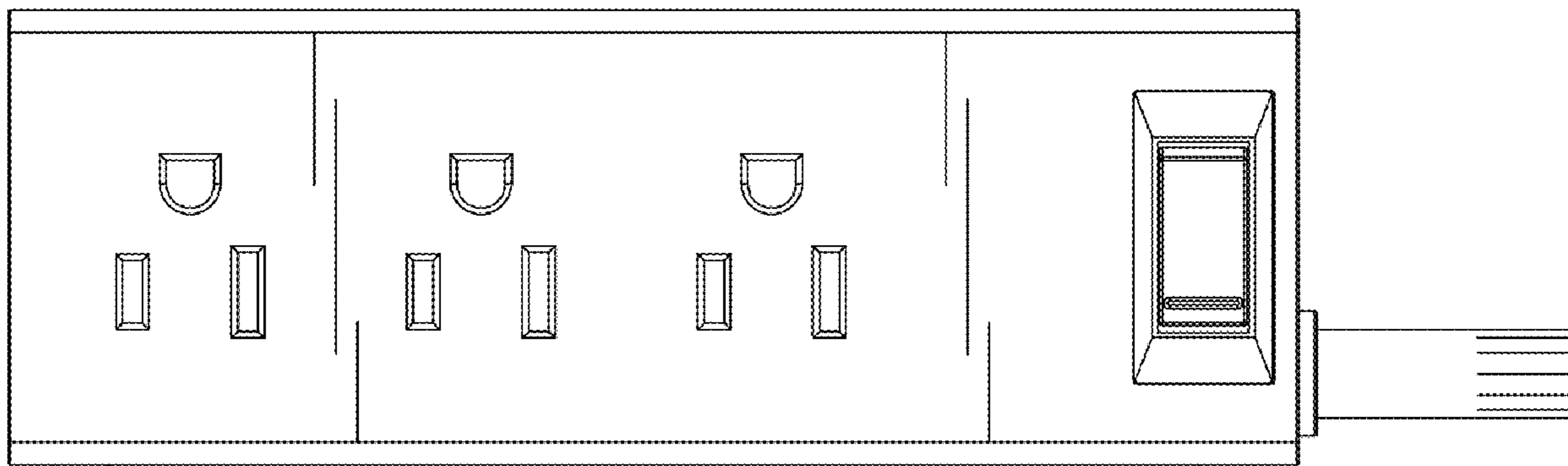
**DESCRIPTION**

FIG. 1 is a front elevational view of a socket with screen showing our new design;  
FIG. 2 is a rear elevational view thereof;  
FIG. 3 is a left side view thereof;  
FIG. 4 is a right side view thereof;  
FIG. 5 is a top plan view thereof;  
FIG. 6 is a bottom plan view thereof;  
FIG. 7 is a perspective view thereof; and,  
FIG. 8 is another perspective view thereof.

**1 Claim, 8 Drawing Sheets**

(56) **References Cited**  
U.S. PATENT DOCUMENTS

- D355,890 S \* 2/1995 Lentz ..... D13/139.4
- D379,965 S \* 6/1997 Parshad ..... D13/139.6
- D391,550 S \* 3/1998 Stekelenburg ..... D13/137.4
- D400,505 S \* 11/1998 Yu ..... D13/139.6
- D401,220 S \* 11/1998 Dwight ..... D13/139.6
- D402,963 S \* 12/1998 Parshad ..... D13/139.6
- D435,515 S \* 12/2000 Stekelenburg ..... D13/139.6
- D508,230 S \* 8/2005 Loftus ..... D13/139.1
- D581,874 S \* 12/2008 Zhou ..... D13/139.6
- D636,345 S \* 4/2011 Cullen ..... D13/154
- 8,004,811 B2 \* 8/2011 Chen ..... H01R 13/652 361/118



(56)

**References Cited**

U.S. PATENT DOCUMENTS

D837,736 S \* 1/2019 Liao ..... D13/139.7  
D867,296 S \* 11/2019 Cheng ..... D13/137.4  
D881,819 S \* 4/2020 Shan ..... D13/139.7  
D899,375 S \* 10/2020 Bao ..... D13/139.8  
D900,033 S \* 10/2020 Chen ..... D13/137.2  
D900,748 S \* 11/2020 Chen ..... D13/137.2

OTHER PUBLICATIONS

Power Strip, Oct. 30, 2019, [online], [site visited Sep. 3, 2020], Available from Internet URL: <https://www.amazon.com/dp/B07ZRFSC67> (Year: 2019).\*

Power Strip, available date Aug. 28, 2020, [online], [site visited Nov. 20, 2020], Available from Internet URL: <https://www.amazon.com/dp/B08GSF2Y11/>.\*

\* cited by examiner

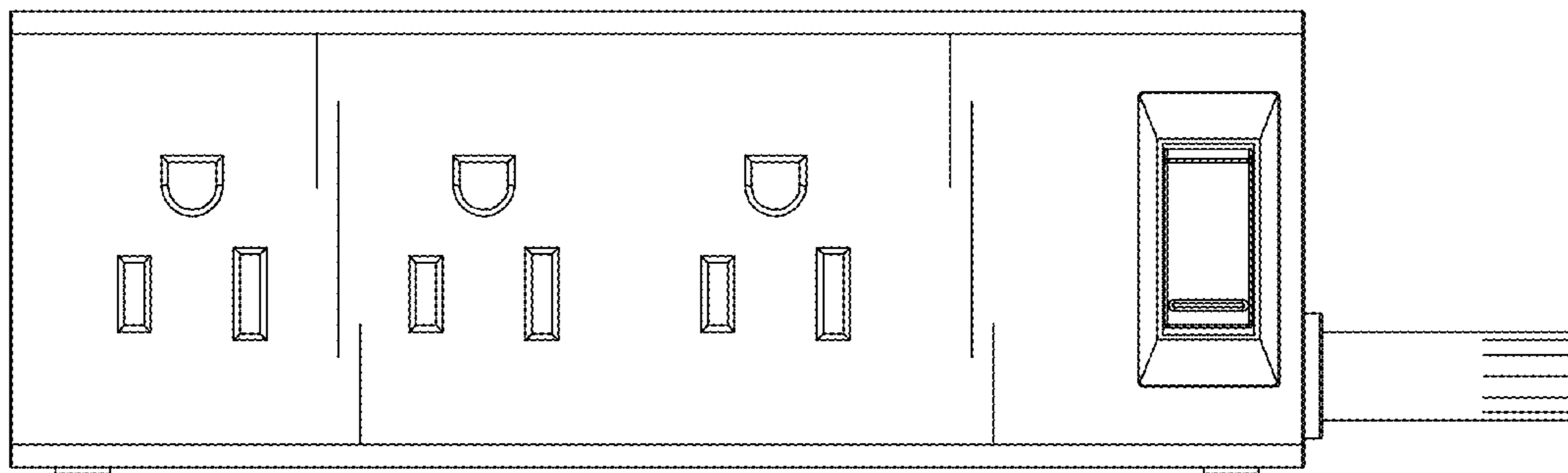


Fig. 1

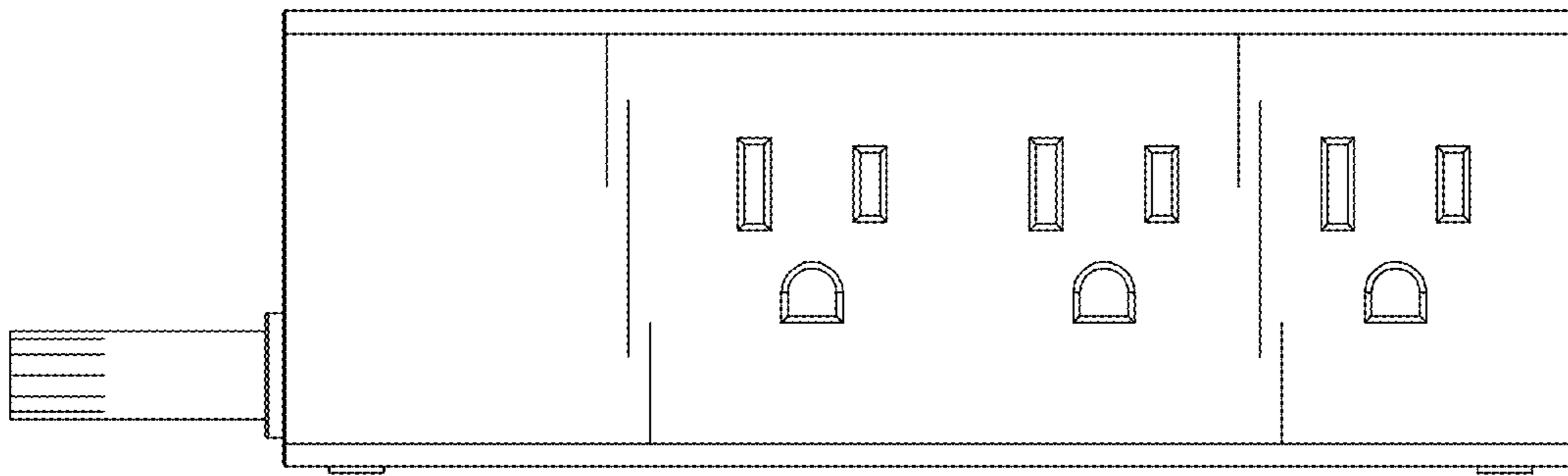


Fig. 2

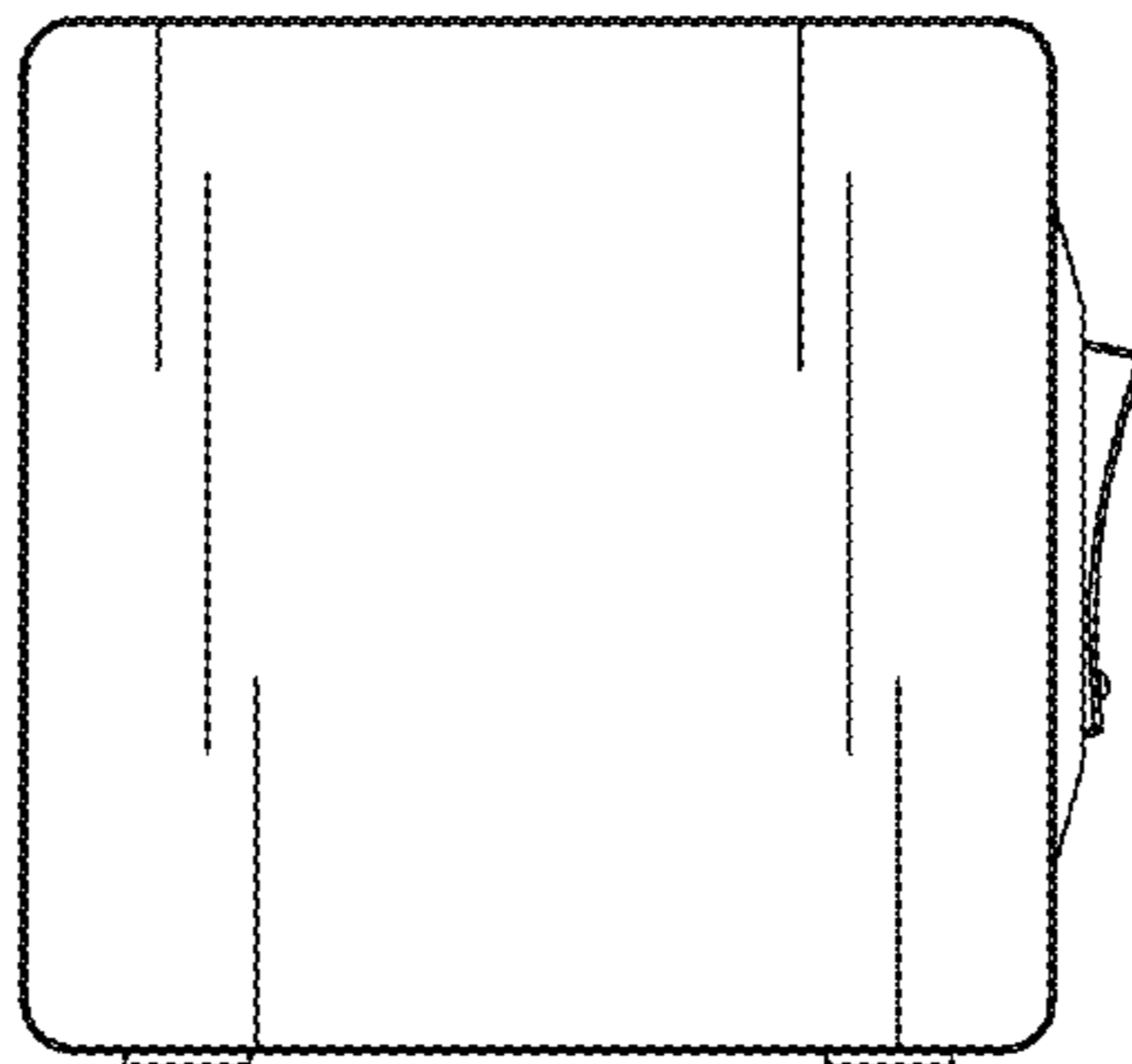


Fig. 3

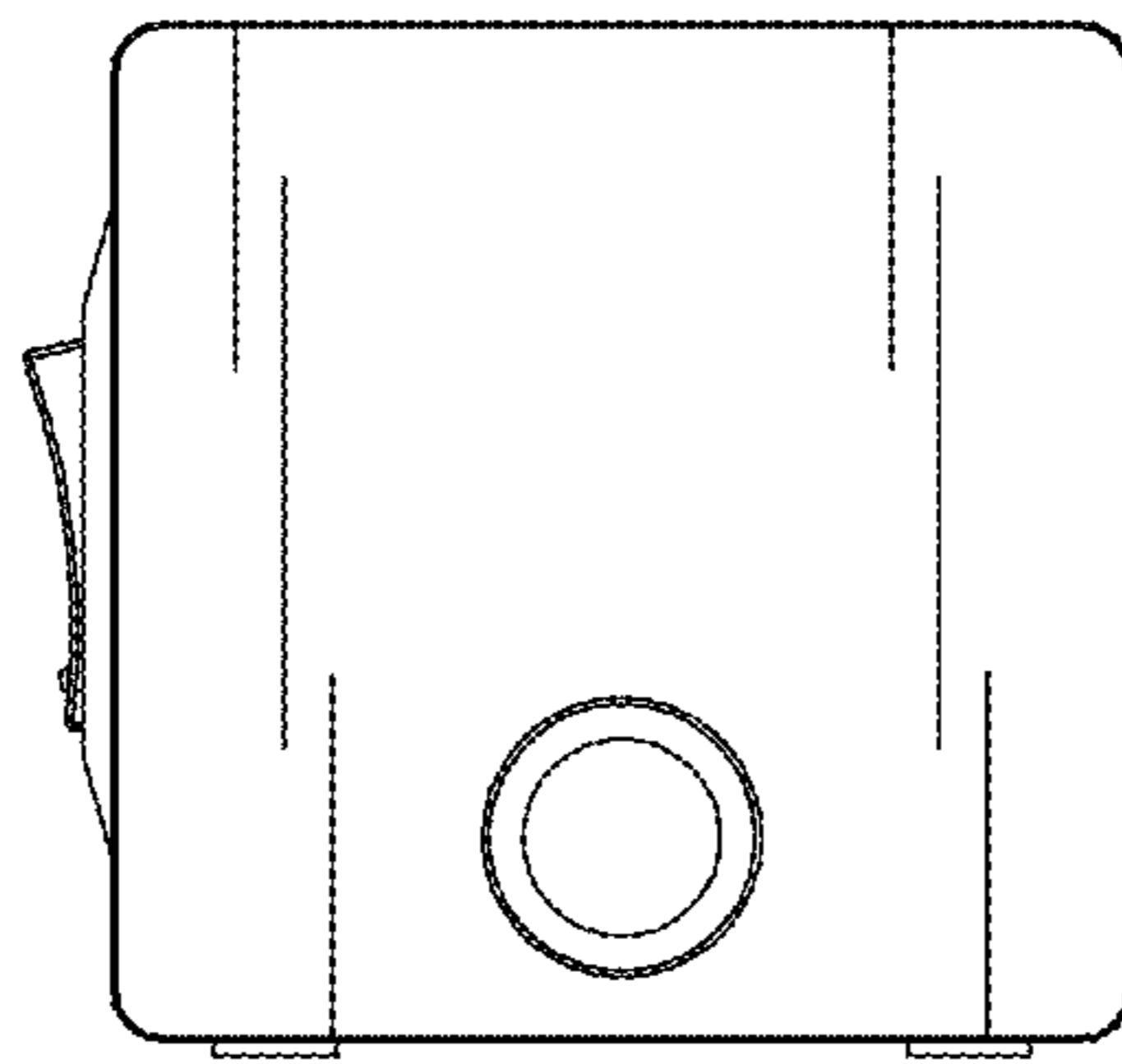


Fig. 4

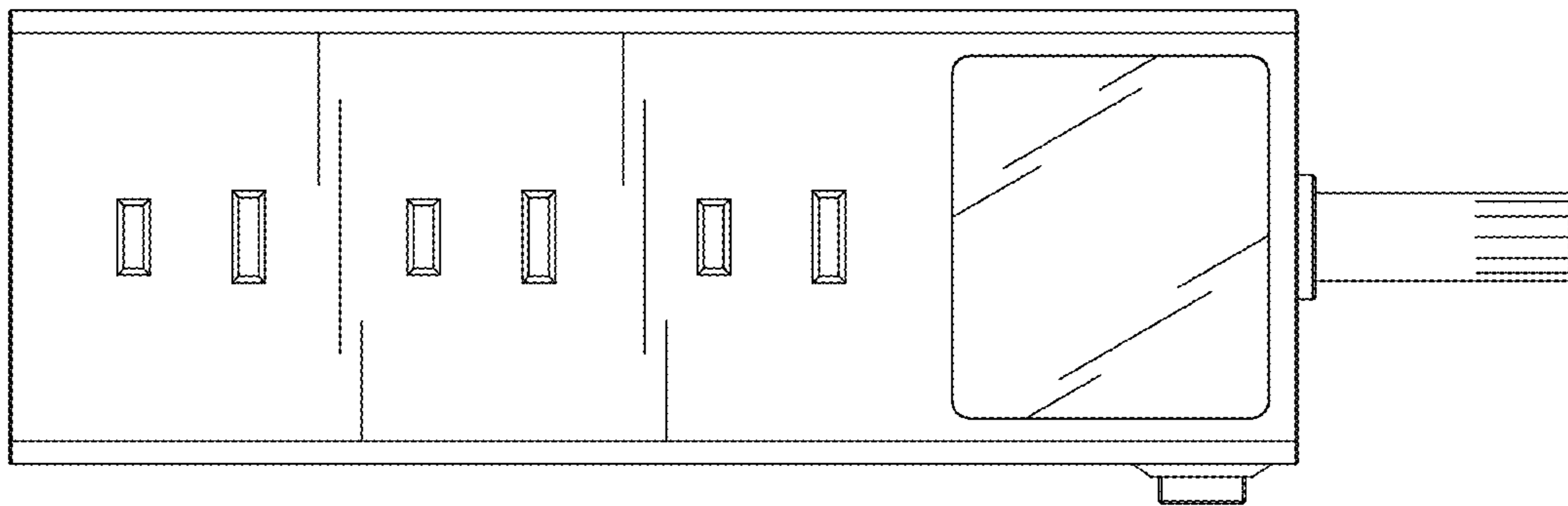


Fig. 5

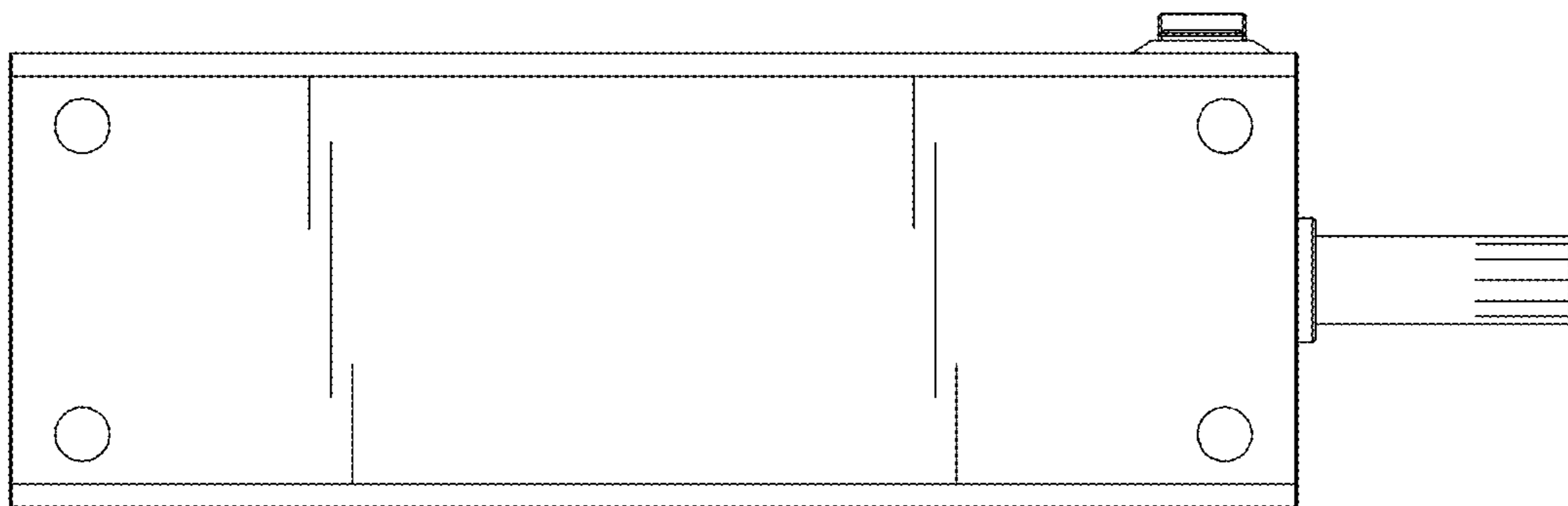


Fig. 6



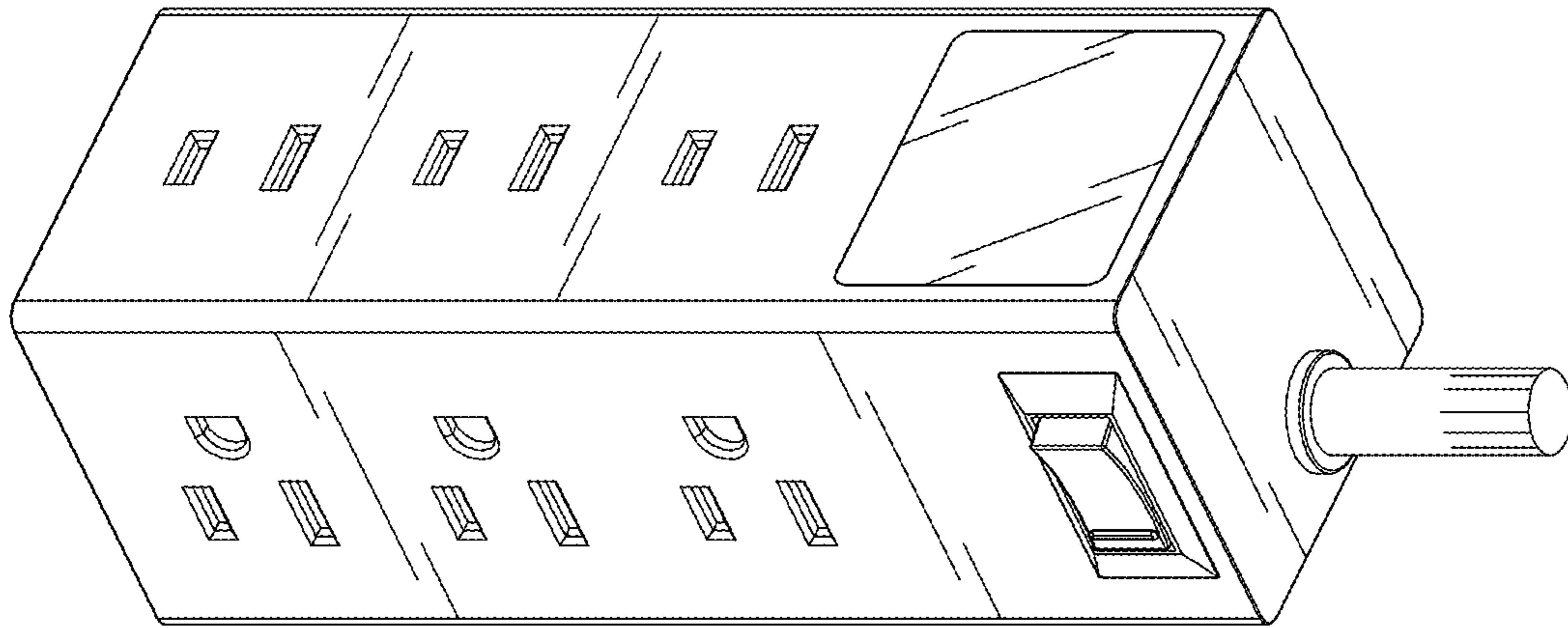


Fig. 7

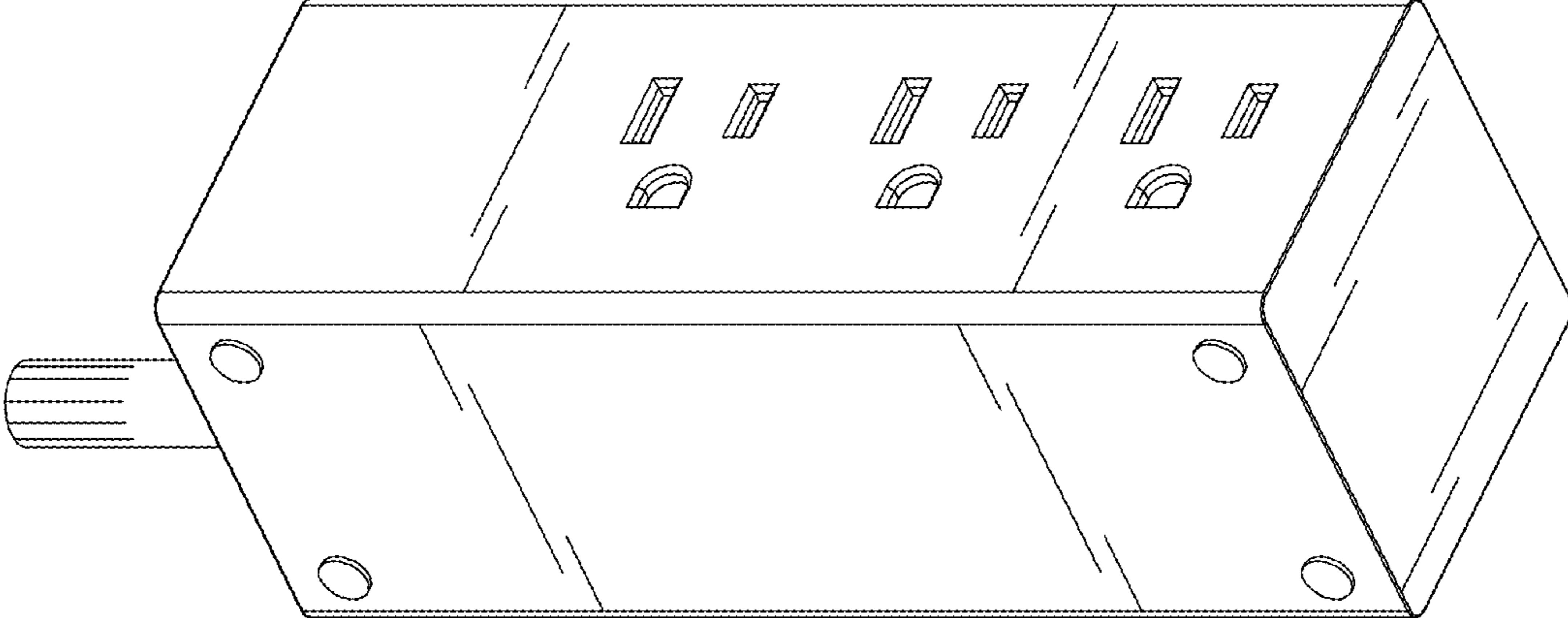


Fig. 8